



US00D734417S

(12) **United States Design Patent**
Wilkinson

(10) **Patent No.:** **US D734,417 S**

(45) **Date of Patent:** **** *Jul. 14, 2015**

(54) **BOW REST APPARATUS**

(76) Inventor: **Robert Charles Wilkinson**, Greenwood, AR (US)

(*) Notice: This patent is subject to a terminal disclaimer.

(**) Term: **14 Years**

(21) Appl. No.: **29/411,879**

(22) Filed: **Jan. 27, 2012**

(51) **LOC (10) Cl.** **22-01**

(52) **U.S. Cl.**
USPC **D22/107**

(58) **Field of Classification Search**
USPC D22/107; D6/552; 42/94; 211/64; 224/916

See application file for complete search history.

(56) **References Cited**

U.S. PATENT DOCUMENTS

960,916	A *	6/1910	Heiser	269/129
3,017,817	A *	1/1962	Sampson	396/25
3,256,872	A *	6/1966	Koser	124/23.1
D346,636	S *	5/1994	Bechtel	D22/108

D406,302	S *	3/1999	Simpson et al.	D22/107
6,205,992	B1 *	3/2001	Meeks et al.	124/86
8,104,213	B2 *	1/2012	Keng et al.	42/94
2003/0042388	A1 *	3/2003	Peterson	248/440.1
2010/0218411	A1 *	9/2010	Keng	42/94
2011/0265366	A1 *	11/2011	Hinds, Jr.	42/94
2012/0167437	A1 *	7/2012	Holmberg	42/90
2012/0167438	A1 *	7/2012	Daniel et al.	42/90
2012/0167441	A1 *	7/2012	Holmberg	42/119

* cited by examiner

Primary Examiner — Michael A Pratt

(74) *Attorney, Agent, or Firm* — Mark Murphy Henry

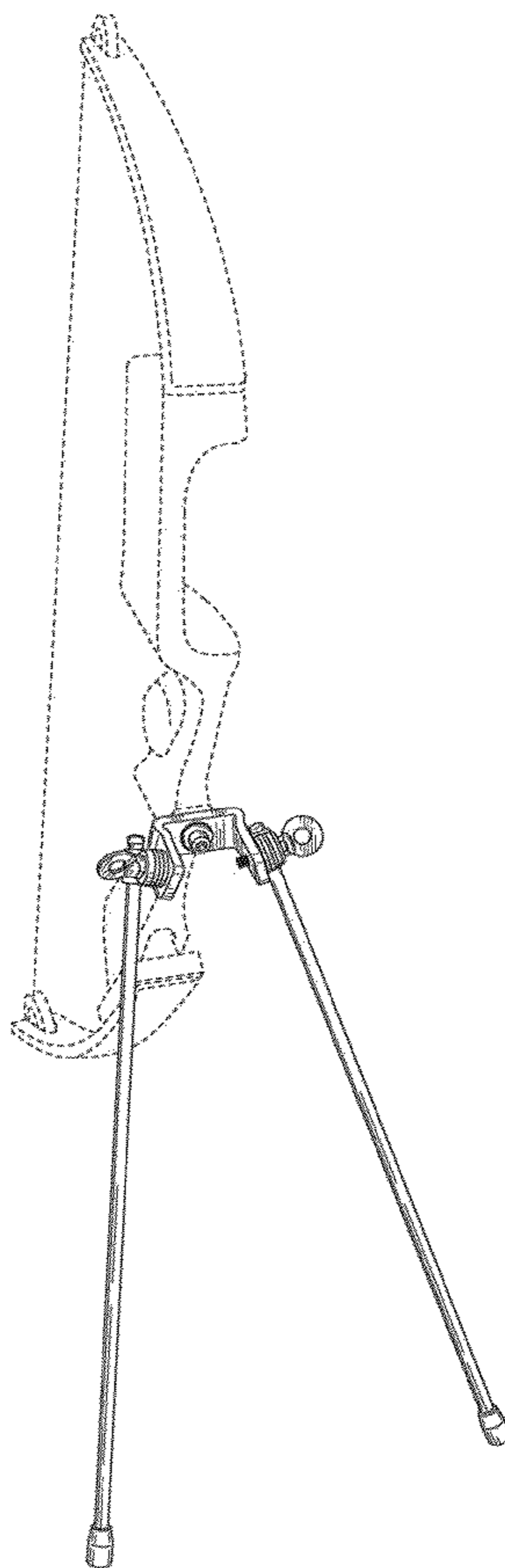
(57) **CLAIM**

The ornamental design of a bow rest apparatus, as shown and described.

DESCRIPTION

FIG. 1 is a perspective view of the bow rest apparatus. FIG. 2 is a front view of the bow rest apparatus. FIG. 3 is a rear view of the bow rest apparatus. FIG. 4 is a right side view of the bow rest apparatus. FIG. 5 is a left side view of the bow rest apparatus. FIG. 6 is a top view of the bow rest apparatus; and, FIG. 7 is a bottom view of the bow rest apparatus.

1 Claim, 4 Drawing Sheets



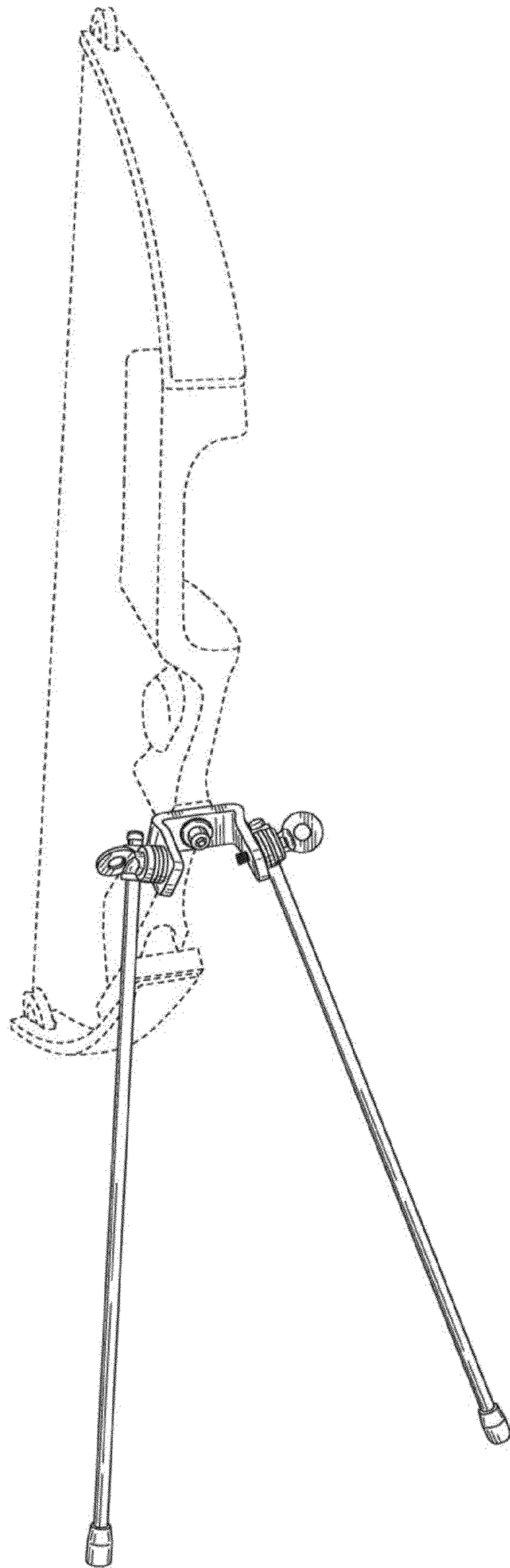


FIG. 1

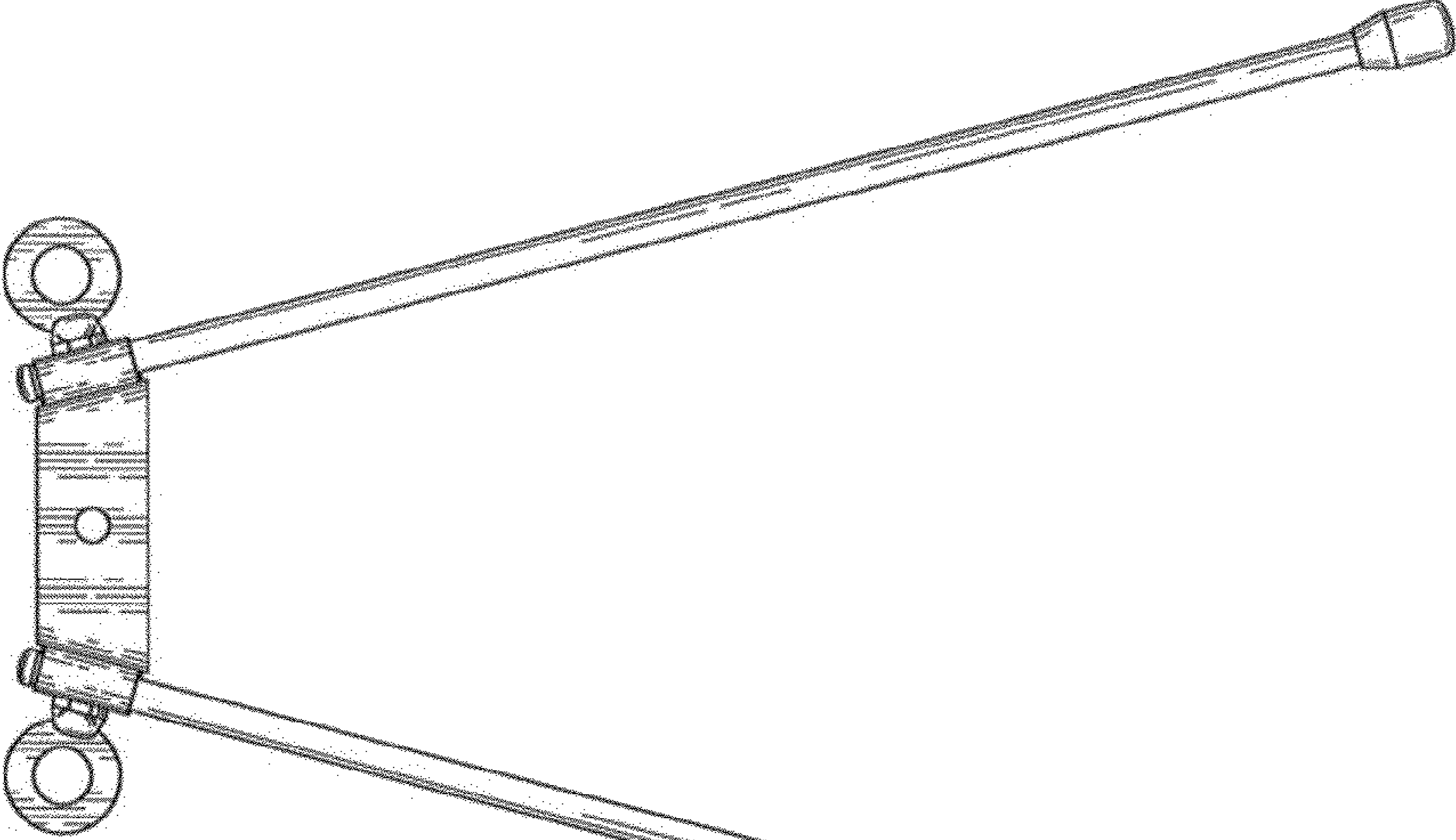


FIG. 3

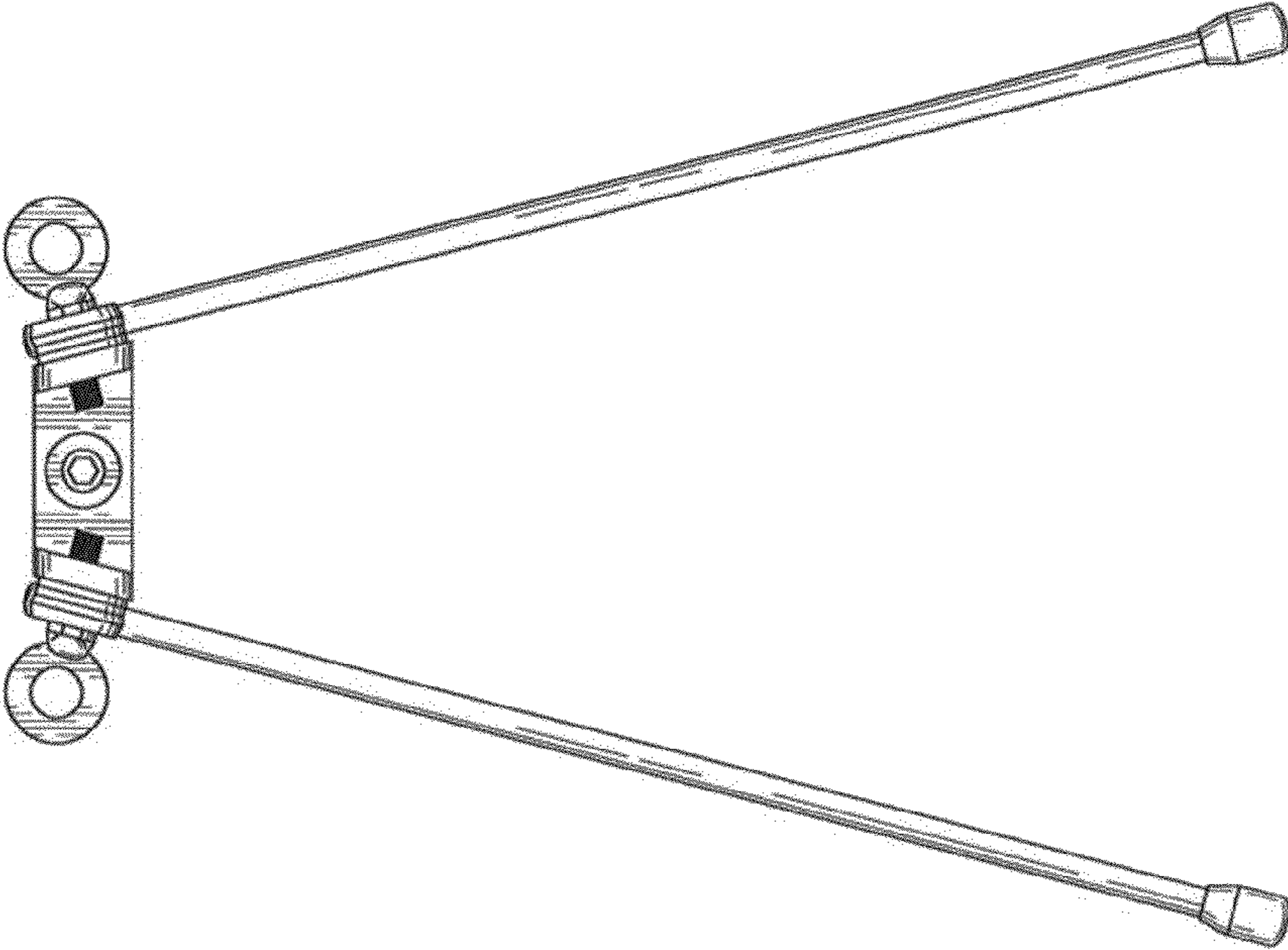


FIG. 2

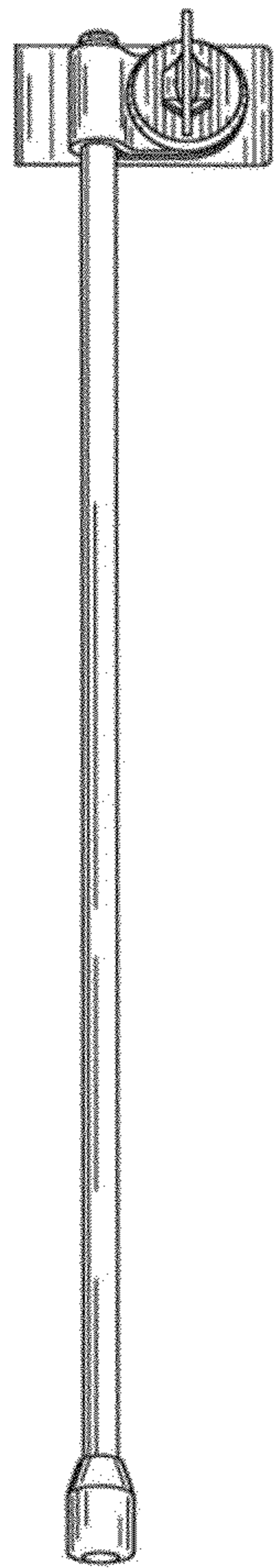


FIG. 4




FIG. 5

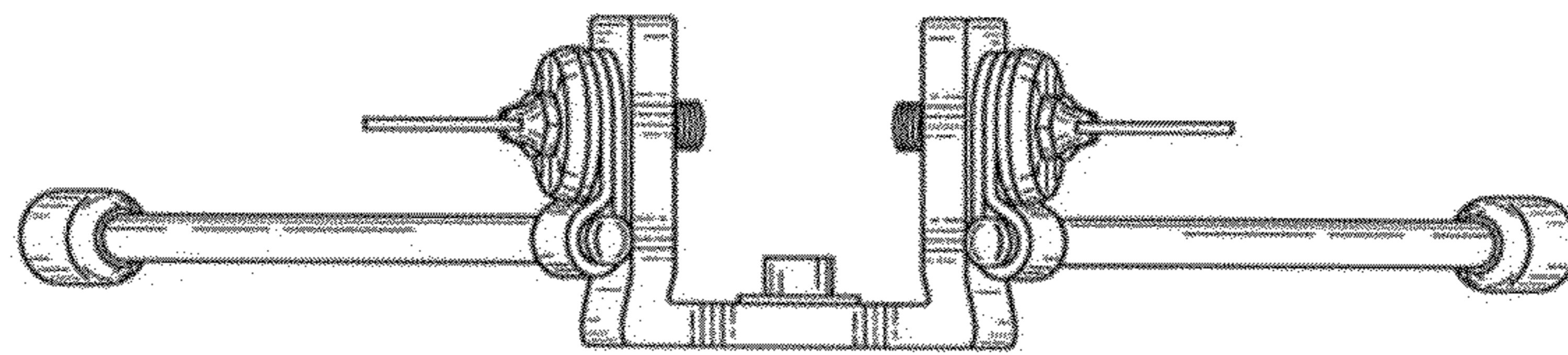


FIG. 6

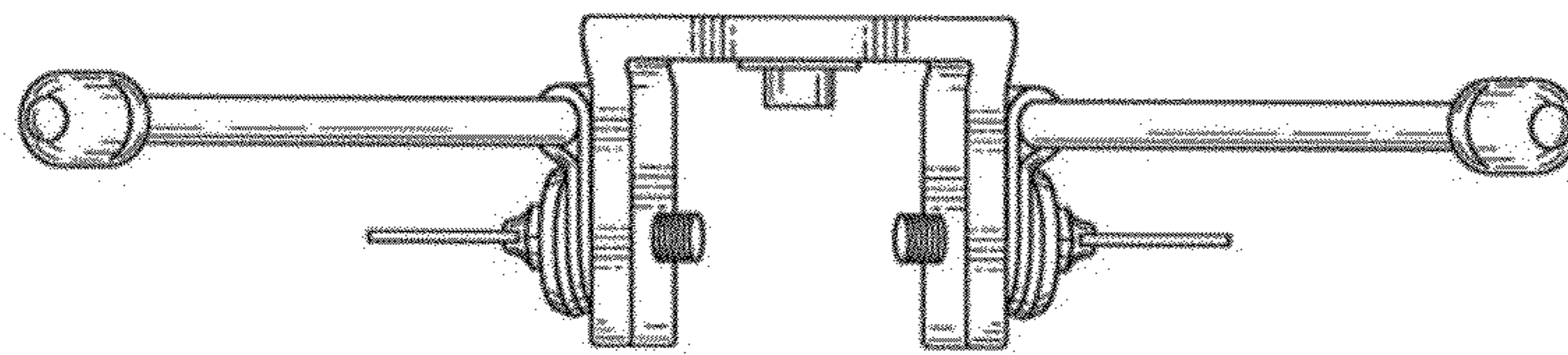


FIG. 7