



US00D734410S

(12) **United States Design Patent**
Childs et al.

(10) **Patent No.:** **US D734,410 S**
(45) **Date of Patent:** **** Jul. 14, 2015**

- (54) **EXERCISE APPARATUS**
- (71) Applicant: **Escape Fitness Limited**, Peterborough, Cambridgeshire (GB)
- (72) Inventors: **Martin Childs**, Peterborough (GB); **Richard Januszek**, Peterborough (GB)
- (73) Assignee: **Escape Fitness Limited**, Peterborough Cambridgeshire (GB)
- (**) Term: **14 Years**
- (21) Appl. No.: **29/488,794**
- (22) Filed: **Apr. 23, 2014**
- (51) **LOC (10) Cl.** **21-02**
- (52) **U.S. Cl.**
USPC **D21/686**
- (58) **Field of Classification Search**
USPC D21/694, 673, 677, 679, 686, 665, 691; 482/38, 39, 36, 62, 91, 92, 95, 96, 129, 482/130; D8/366, 376, 377, 378; D6/575, D6/580, 552, 553, 382; D26/129, 138, 155
CPC . A47H 1/022; A47H 1/102; A47H 2001/021; A63B 21/055; A63B 23/035
See application file for complete search history.

- (56) **References Cited**
U.S. PATENT DOCUMENTS
- | | | | | |
|-----------|-----|--------|--------------------|---------|
| 1,345,340 | A * | 7/1920 | Alphin | 248/253 |
| 1,581,805 | A * | 4/1926 | Kirsch | 248/257 |
| D162,337 | S * | 3/1951 | O’Gatty | D24/190 |
| D210,469 | S * | 3/1968 | Hojstrupvej | D21/691 |
| D274,076 | S * | 5/1984 | Miller | D21/694 |
| D355,005 | S * | 1/1995 | Voohanel, Jr. | D21/691 |
| D377,571 | S * | 1/1997 | Sharpe | D6/548 |
| D486,337 | S * | 2/2004 | Hoernig | D6/548 |

- | | | | | |
|--------------|------|---------|-----------------------|---------|
| D514,857 | S * | 2/2006 | Hoernig | D6/548 |
| D586,647 | S * | 2/2009 | Didehvar | D8/376 |
| D623,707 | S * | 9/2010 | Ritchie | D21/679 |
| D626,187 | S * | 10/2010 | Friedman et al. | D21/679 |
| D633,156 | S * | 2/2011 | Caswell et al. | D21/679 |
| D633,961 | S * | 3/2011 | Loew et al. | D21/679 |
| D651,670 | S * | 1/2012 | Calvin | D21/662 |
| D667,901 | S * | 9/2012 | Garcia Chavez | D21/679 |
| D670,944 | S * | 11/2012 | Cittadino | D6/548 |
| D682,955 | S * | 5/2013 | Stephan | D21/679 |
| 2012/0129658 | A1 * | 5/2012 | Hunt et al. | 482/38 |
| 2013/0030334 | A1 * | 1/2013 | Agostini | 601/46 |
| 2013/0040784 | A1 * | 2/2013 | Gillespie et al. | 482/39 |
| 2014/0323275 | A1 * | 10/2014 | Moses, II | 482/40 |

* cited by examiner

Primary Examiner — Philip S Hyder
Assistant Examiner — Keith Frank
 (74) *Attorney, Agent, or Firm* — Troutman Sanders LLP; Ryan A. Schneider

(57) **CLAIM**
 The ornamental design for an exercise apparatus, as shown and described.

DESCRIPTION

FIG. 1 is a front perspective view of an exercise apparatus of the present invention;
 FIG. 2 is a front view of the exercise apparatus of FIG. 1;
 FIG. 3 is a top view of the exercise apparatus of FIG. 1;
 FIG. 4 is a bottom view of the exercise apparatus of FIG. 1;
 FIG. 5 is an enlarged side view of FIG. 4; and,
 FIG. 6 is a second perspective view of the exercise apparatus of FIG. 1, with a second exercise apparatus depicted in broken line form.
 The broken line showing of the second exercise apparatus in FIG. 6 is provided for purposes of environment and form no part of the claimed design.

1 Claim, 4 Drawing Sheets

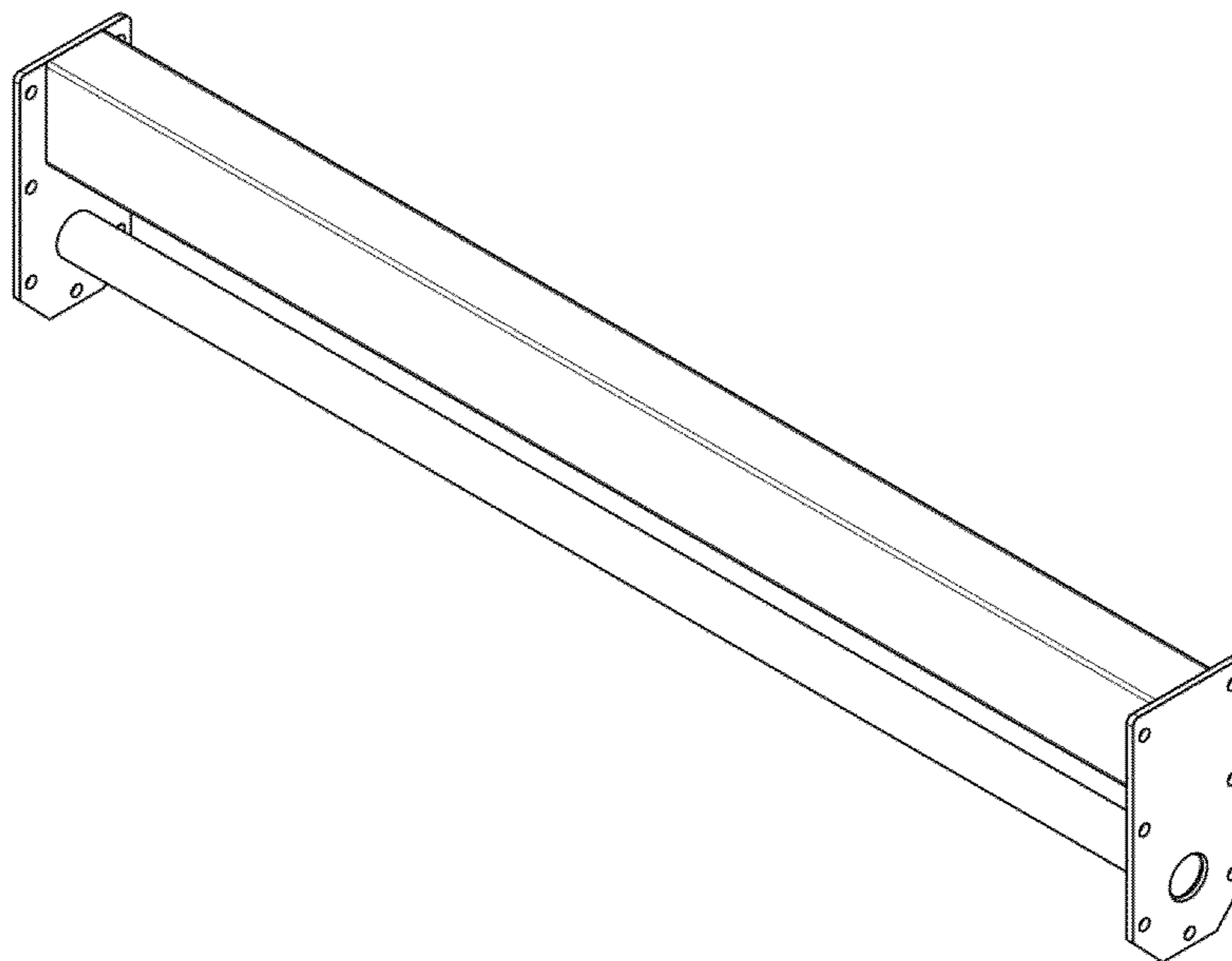


Fig. 1

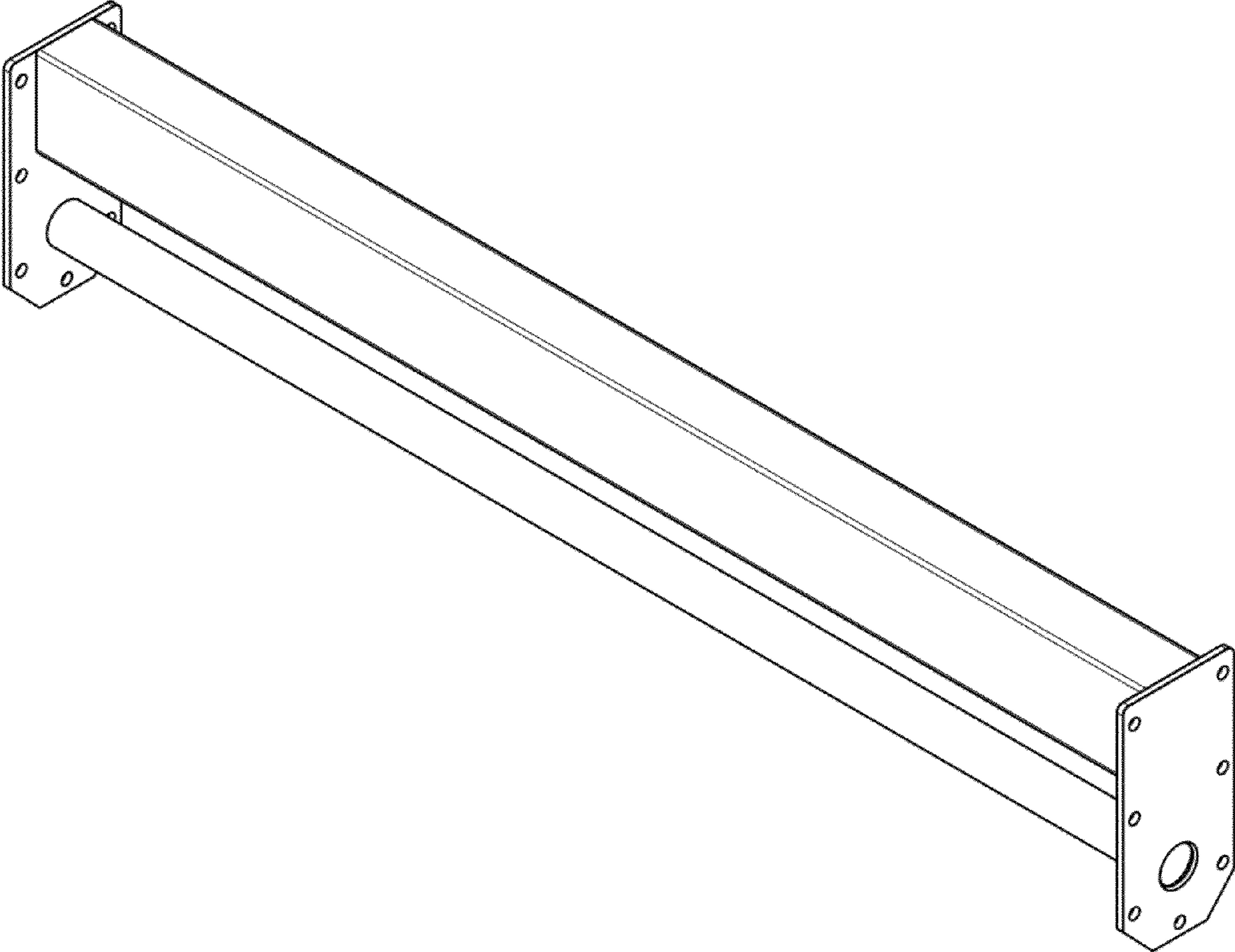


Fig. 2




Fig. 3

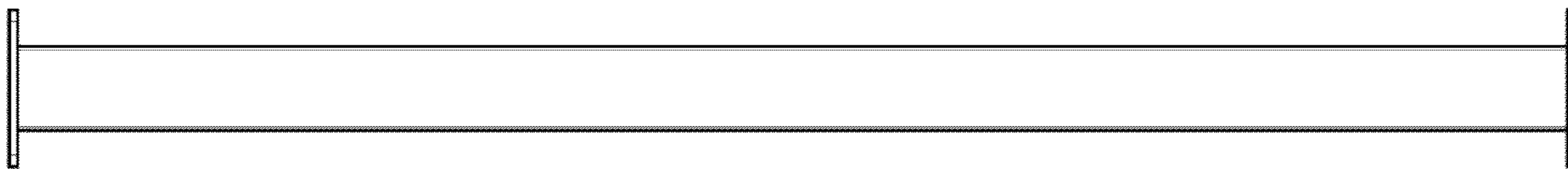


Fig. 4

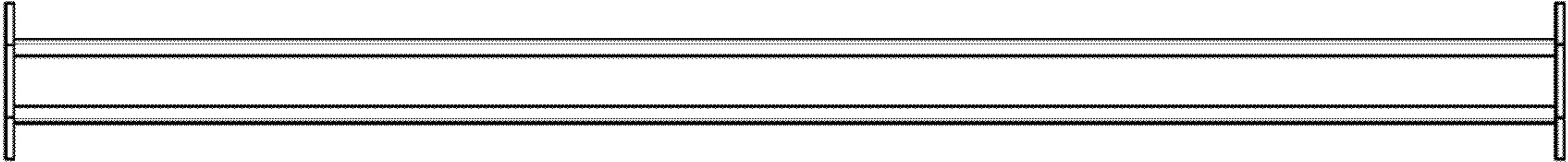


Fig. 5

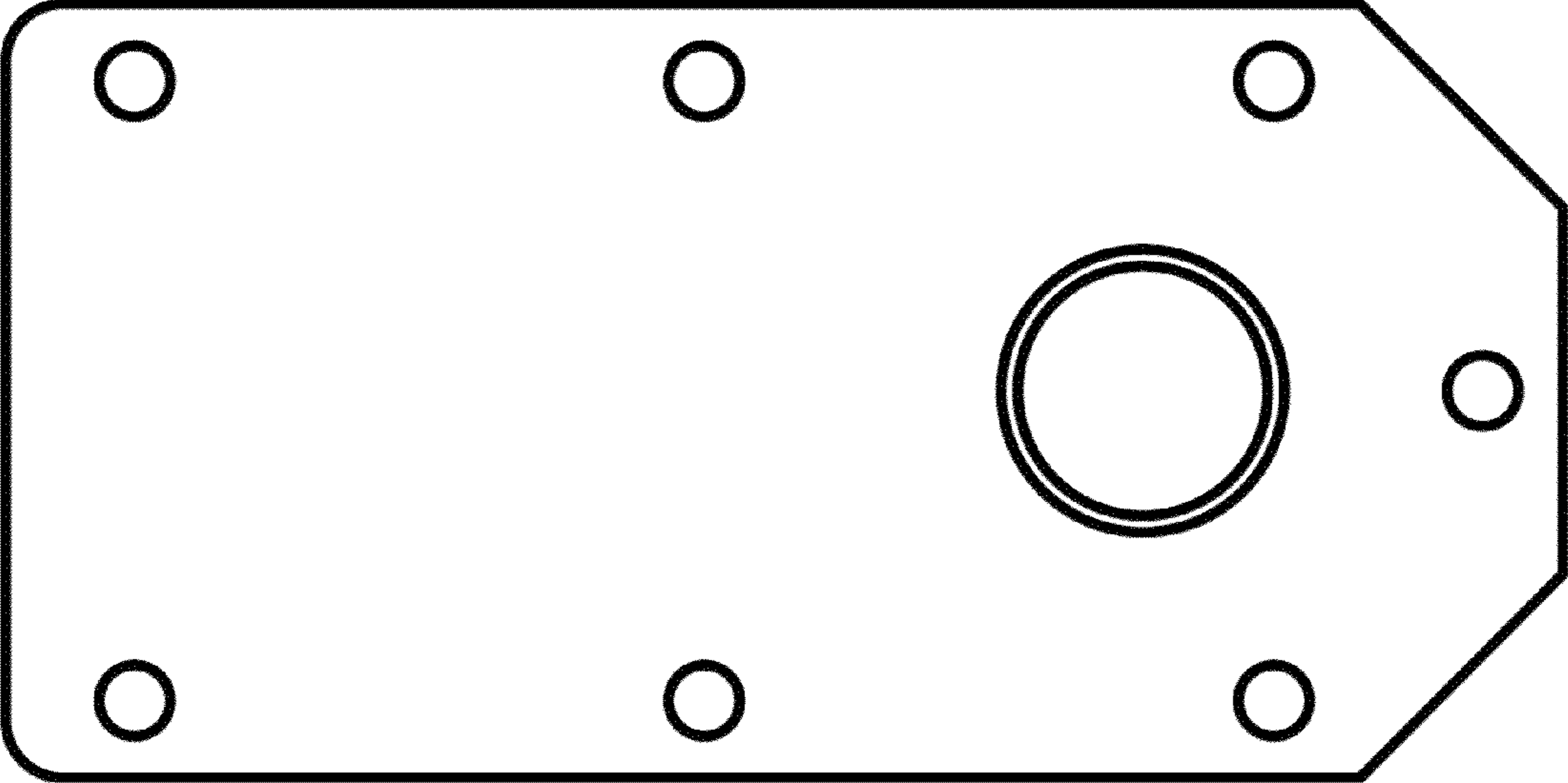


Fig. 6

