



US00D734405S

(12) **United States Design Patent**
Fayolle

(10) **Patent No.:** **US D734,405 S**
(45) **Date of Patent:** **** Jul. 14, 2015**

- (54) **STUFFED ANIMAL**
- (71) Applicant: **VTech Electronics, Ltd.**, Tai Po (HK)
- (72) Inventor: **Didier Yvon Paul Fayolle**, Ma On Shan (HK)
- (73) Assignee: **VTECH ELECTRONICS, LTD.**, Tai Po, New Territories (HK)
- (**) Term: **14 Years**
- (21) Appl. No.: **29/498,375**
- (22) Filed: **Aug. 2, 2014**

D283,528	S	*	4/1986	Shaffer et al.	D21/604
5,607,337	A	*	3/1997	Callahan	446/369
D394,682	S	*	5/1998	Marcus	D21/604
5,807,155	A	*	9/1998	Divvlecon	446/73
6,000,987	A	*	12/1999	Belin et al.	446/175
6,193,577	B1	*	2/2001	Kaplan	446/72
D443,904	S	*	6/2001	Arai et al.	D21/605
D445,467	S	*	7/2001	Zupke-Pohl	D21/604
D464,092	S	*	10/2002	Kahn et al.	D21/604
D468,372	S	*	1/2003	Foschino	D21/605
D468,781	S	*	1/2003	Foschino	D21/605
D469,479	S	*	1/2003	Foschino	D21/605
D484,927	S	*	1/2004	Foschino	D21/605
D489,099	S	*	4/2004	Ogg	D21/604
D519,168	S	*	4/2006	Wiley	D21/604
D519,580	S	*	4/2006	Neff	D21/604
7,887,387	B2	*	2/2011	Colvin	446/369
D653,712	S	*	2/2012	Gickler	D21/604

Related U.S. Application Data

- (63) Continuation of application No. 29/445,268, filed on Feb. 8, 2013, now Pat. No. Des. 721,772.
- (51) **LOC (10) Cl.** **21-01**
- (52) **U.S. Cl.**
USPC **D21/604**
- (58) **Field of Classification Search**
USPC D11/158-159; D21/576-585, 587-588,
D21/596, 604-605, 639, 655-656;
D30/160; D6/598
CPC A63H 3/00; A63H 3/02; A63H 3/10;
A63H 3/14; A63H 7/06; A63H 11/00; A63H
13/00
See application file for complete search history.

* cited by examiner

Primary Examiner — Sandra Morris

(74) *Attorney, Agent, or Firm* — McAndrews Held & Malloy, Ltd.

(57) **CLAIM**

The ornamental design for a stuffed animal, as shown and described.

DESCRIPTION


FIG. 1 is a front, left, top perspective view of my new design for a stuffed animal;
 FIG. 2 is a front elevation view thereof;
 FIG. 3 is a rear elevation view thereof;
 FIG. 4 is a right side elevation view thereof;
 FIG. 5 is a left side elevation view thereof;
 FIG. 6 is a top plan view thereof; and,
 FIG. 7 is a bottom plan view thereof.
 The stitching indicated in broken lines in the drawings represents environmental subject matter and forms no part of the claimed design.

(56) **References Cited**

U.S. PATENT DOCUMENTS

D282,945	S	*	3/1986	Shaffer et al.	D21/604
D282,946	S	*	3/1986	Shaffer et al.	D21/604
D282,947	S	*	3/1986	Shaffer et al.	D21/604
D282,948	S	*	3/1986	Shaffer et al.	D21/604
D283,526	S	*	4/1986	Shaffer et al.	D21/605
D283,527	S	*	4/1986	Shaffer et al.	D21/605

1 Claim, 7 Drawing Sheets






FIG. 1




FIG. 2




FIG. 3




FIG. 4




FIG. 5




FIG. 6

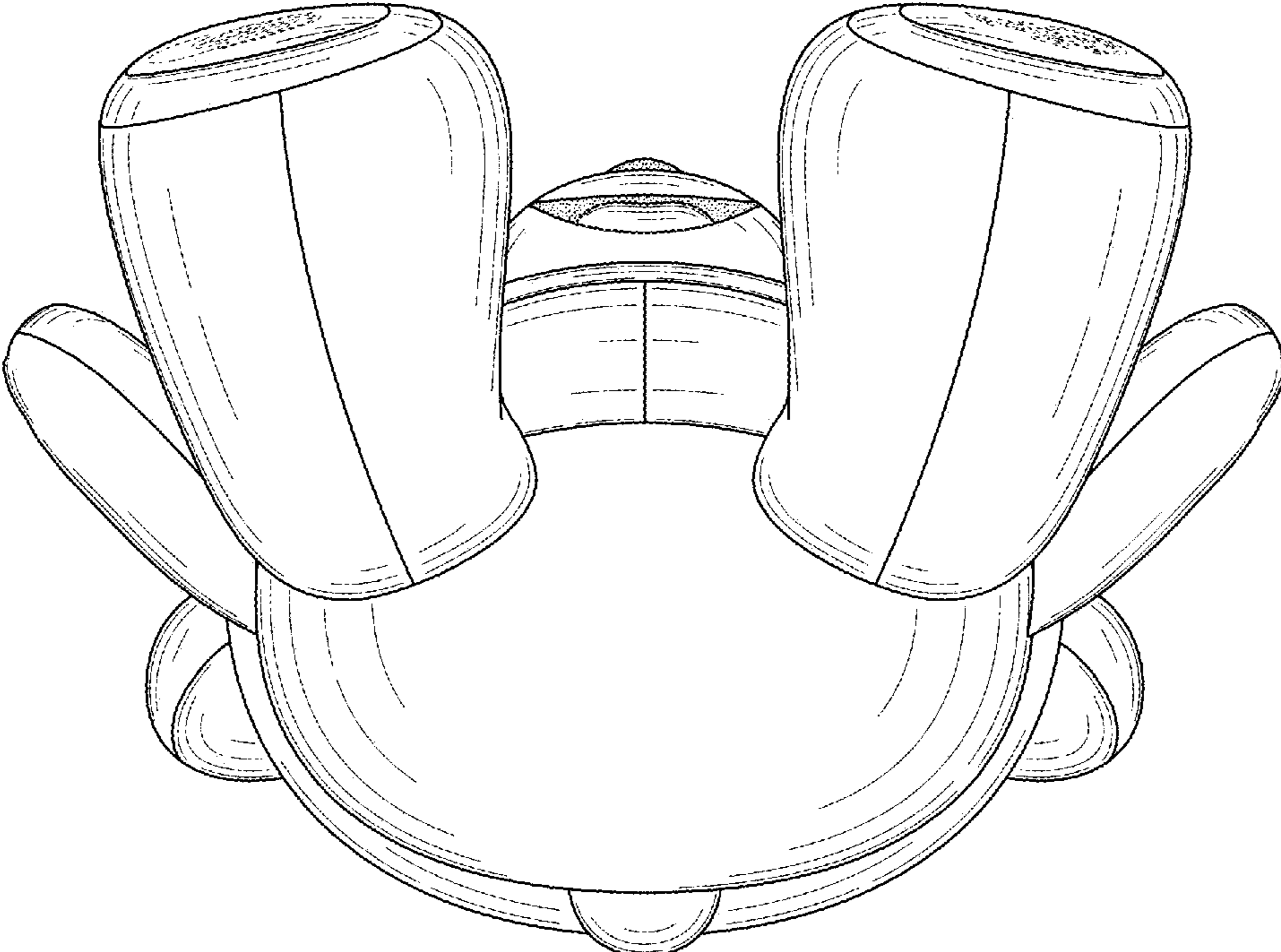


FIG. 7