



US00D734398S

(12) **United States Design Patent**
Pham

(10) **Patent No.:** **US D734,398 S**
(45) **Date of Patent:** **** Jul. 14, 2015**

(54) **REMOTE ELECTRONIC GAMING DEVICE FOR PLAYING CRAPS**

(71) Applicant: **Bryan E. Pham**, Atlantic City, NJ (US)

(72) Inventor: **Bryan E. Pham**, Atlantic City, NJ (US)

(**) Term: **14 Years**

(21) Appl. No.: **29/486,083**

(22) Filed: **Mar. 26, 2014**

(51) **LOC (10) Cl.** **21-03**

(52) **U.S. Cl.**
USPC **D21/369**

(58) **Field of Classification Search**
USPC D14/486, 490; D21/372-373, 375, 385;
273/268, 274; 463/17, 20, 25, 46-47
CPC . G07F 17/32; G07F 17/3209; G07F 17/3211;
G07F 17/3218

See application file for complete search history.

(56) **References Cited**

U.S. PATENT DOCUMENTS

D306,463	S	*	3/1990	Chiba	D21/385
5,655,966	A	*	8/1997	Werdin et al.	463/25
D420,995	S	*	2/2000	Imamura et al.	D14/486
D459,360	S	*	6/2002	Leon et al.	D14/486
D465,226	S	*	11/2002	Friedman	D14/486
D465,813	S	*	11/2002	Randall	D21/370
D467,591	S	*	12/2002	Friedman	D14/486
D469,106	S	*	1/2003	Friedman	D14/486
6,644,664	B2	*	11/2003	Muir et al.	463/17
D485,583	S	*	1/2004	Porto	D21/369
D488,839	S	*	4/2004	Bristol et al.	D21/369
D495,373	S	*	8/2004	Bristol et al.	D21/369
D505,162	S	*	5/2005	Bristol et al.	D21/369

6,899,329	B2	*	5/2005	Seelig et al.	463/20
6,932,700	B2	*	8/2005	Bennett et al.	463/20
D509,255	S	*	9/2005	Bristol et al.	D21/369
D509,831	S	*	9/2005	Mitani et al.	D14/486
D570,419	S	*	6/2008	Stasi	D21/369
D580,947	S	*	11/2008	Onai et al.	D14/486
D585,906	S	*	2/2009	Berg et al.	D14/486
D594,911	S	*	6/2009	Hall et al.	D21/385
D594,912	S	*	6/2009	Hall et al.	D21/385
D618,248	S	*	6/2010	Anzures	D14/486
8,221,214	B2	*	7/2012	Nicely	463/20
D666,626	S	*	9/2012	Mori et al.	D14/486
D681,654	S	*	5/2013	Hirsch et al.	D14/486
2012/0270651	A1	*	10/2012	Takeda et al.	463/31

* cited by examiner

Primary Examiner — Sandra Morris

(74) *Attorney, Agent, or Firm* — Rene-Martin Oliveras

(57) **CLAIM**

The ornamental design for an remote electronic gaming device for playing craps, as shown and described.

DESCRIPTION

FIG. 1 is a front view of the remote electronic gaming device for playing craps showing the new design.

FIG. 2 is a rear view of the remote electronic gaming device for playing craps.

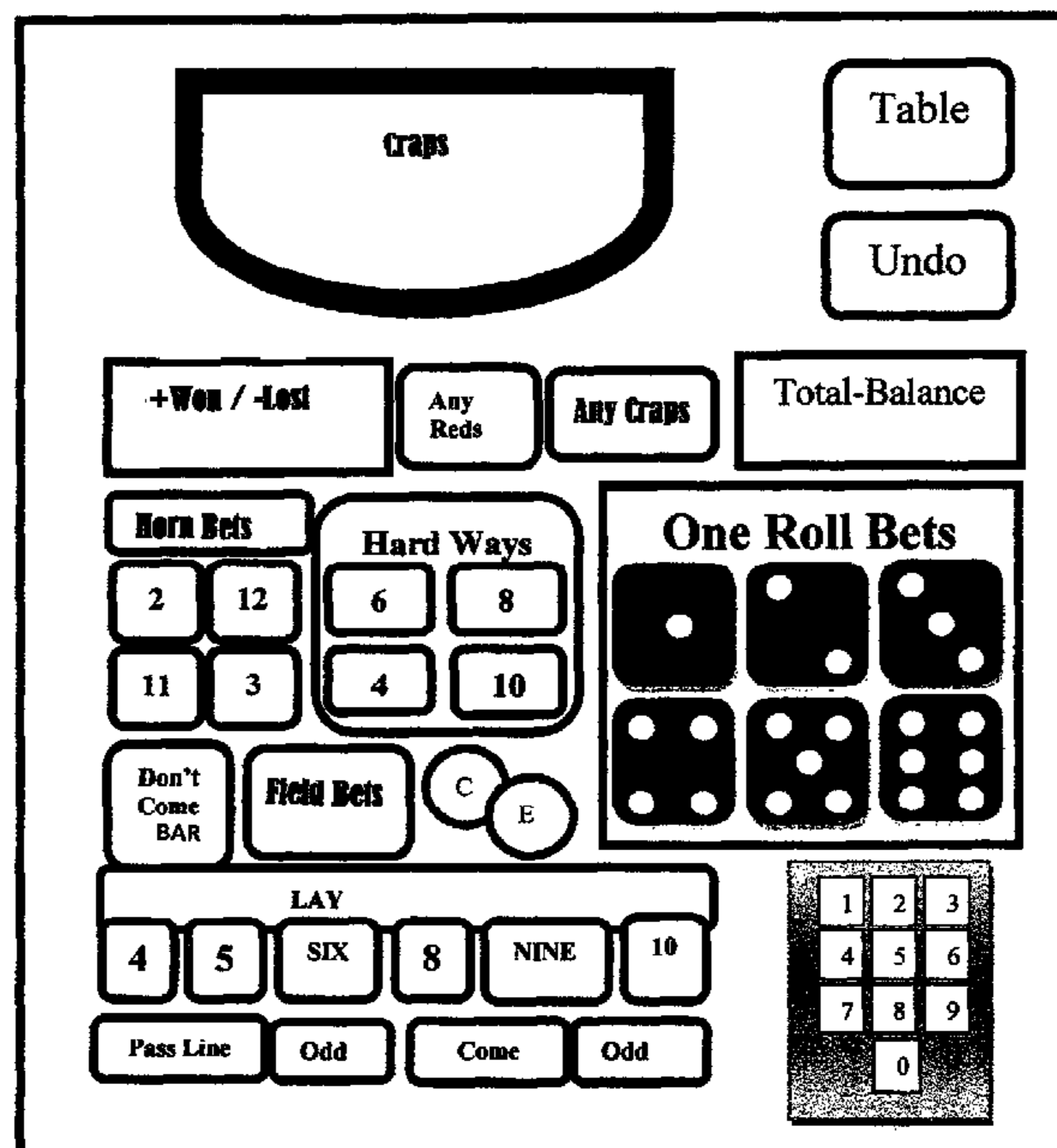
FIG. 3 is top view of the remote electronic gaming device for playing craps.

FIG. 4 is a bottom view of the remote electronic gaming device for playing craps.

FIG. 5 is a right side view of the remote electronic gaming device for playing craps; and,

FIG. 6 is a left side view of the remote electronic gaming device for playing craps.

1 Claim, 2 Drawing Sheets



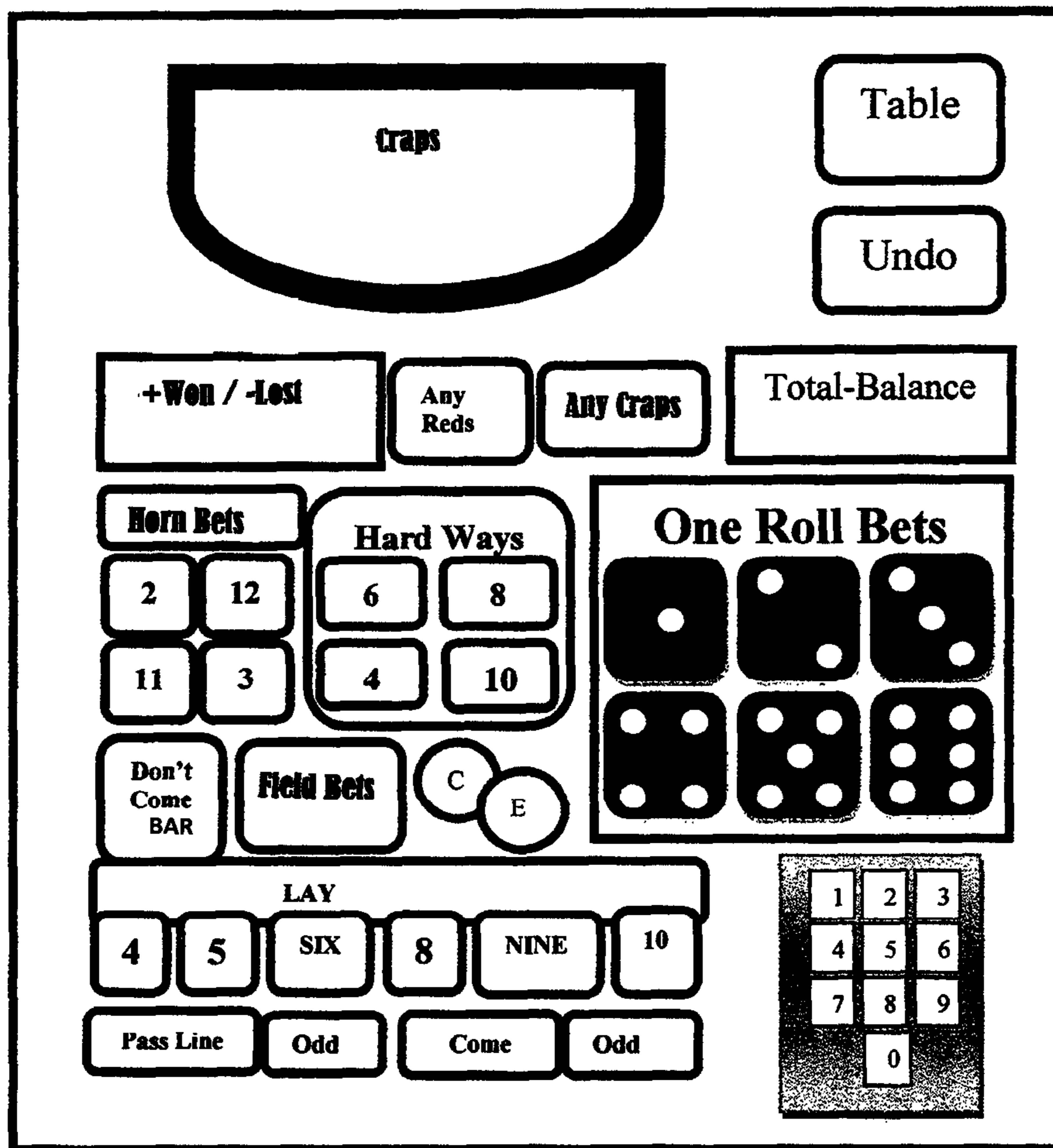


FIGURE 1

FIGURE 3



FIGURE 5




FIGURE 2



FIGURE 6



FIGURE 4