



US00D734395S

(12) **United States Design Patent**
Lir et al.

(10) **Patent No.:** **US D734,395 S**
(45) **Date of Patent:** **** Jul. 14, 2015**

(54) **SPARE LEADS CASE WITH HIGHLIGHTER**

(71) Applicant: **Kemberburgaz Ofis ve Okul Gereçleri Sanayi Ticaret Anonim Şirketi,**
Istanbul (TR)

(72) Inventors: **Numan Lir,** Istanbul (TR); **Murat Armagan,** Istanbul (TR); **Enes Kar,** Istanbul (TR)

(73) Assignee: **Kemberburgaz Ofis ve Okul Gereçleri Sanayi Ticaret Anonim Şirketi,**
Istanbul (TR)

(**) Term: **14 Years**

(21) Appl. No.: **29/482,838**

(22) Filed: **Feb. 21, 2014**

(30) **Foreign Application Priority Data**

Nov. 14, 2013 (TR) 2013 07472

(51) **LOC (10) Cl.** **19-06**

(52) **U.S. Cl.**
USPC **D19/123; D19/190**

(58) **Field of Classification Search**
USPC D14/411; D19/115–204; D9/420, 422,
D9/424, 529, 572, 689; D3/206
CPC B43K 5/005; B43K 7/00; B43K 7/01;
B43K 7/10; B43K 8/02; B43K 8/022; B43K
8/024; B43K 8/026; B43K 8/028; B43K 8/03;
B43K 11/00; B43K 11/005; B65D 50/04;
B65D 2101/0038

See application file for complete search history.

(56) **References Cited**

U.S. PATENT DOCUMENTS

3,964,609	A *	6/1976	Perrella	206/540
D272,419	S *	1/1984	Persch	D9/572
6,179,124	B1 *	1/2001	Oka et al.	206/443
D449,073	S *	10/2001	Oka et al.	D19/75
D489,003	S *	4/2004	Loth et al.	D9/422
D523,344	S *	6/2006	Toth et al.	D9/522
D529,387	S *	10/2006	Toth et al.	D9/522
D533,074	S *	12/2006	Mongeon et al.	D9/687
D537,724	S *	3/2007	Toth et al.	D9/522
D541,869	S *	5/2007	Nakazawa	D19/75
D585,284	S *	1/2009	Bridgman et al.	D9/522
D588,468	S *	3/2009	Gander et al.	D9/686
D630,640	S *	1/2011	Kuo	D14/480.5
7,946,447	B2 *	5/2011	Toth et al.	220/662
D643,740	S *	8/2011	Pantelleria et al.	D9/572
8,672,196	B2 *	3/2014	Pourian et al.	222/498
D714,647	S *	10/2014	Kersten	D9/529

* cited by examiner

Primary Examiner — Elizabeth Albert

(74) *Attorney, Agent, or Firm* — Intellectual Property Law Group LLP

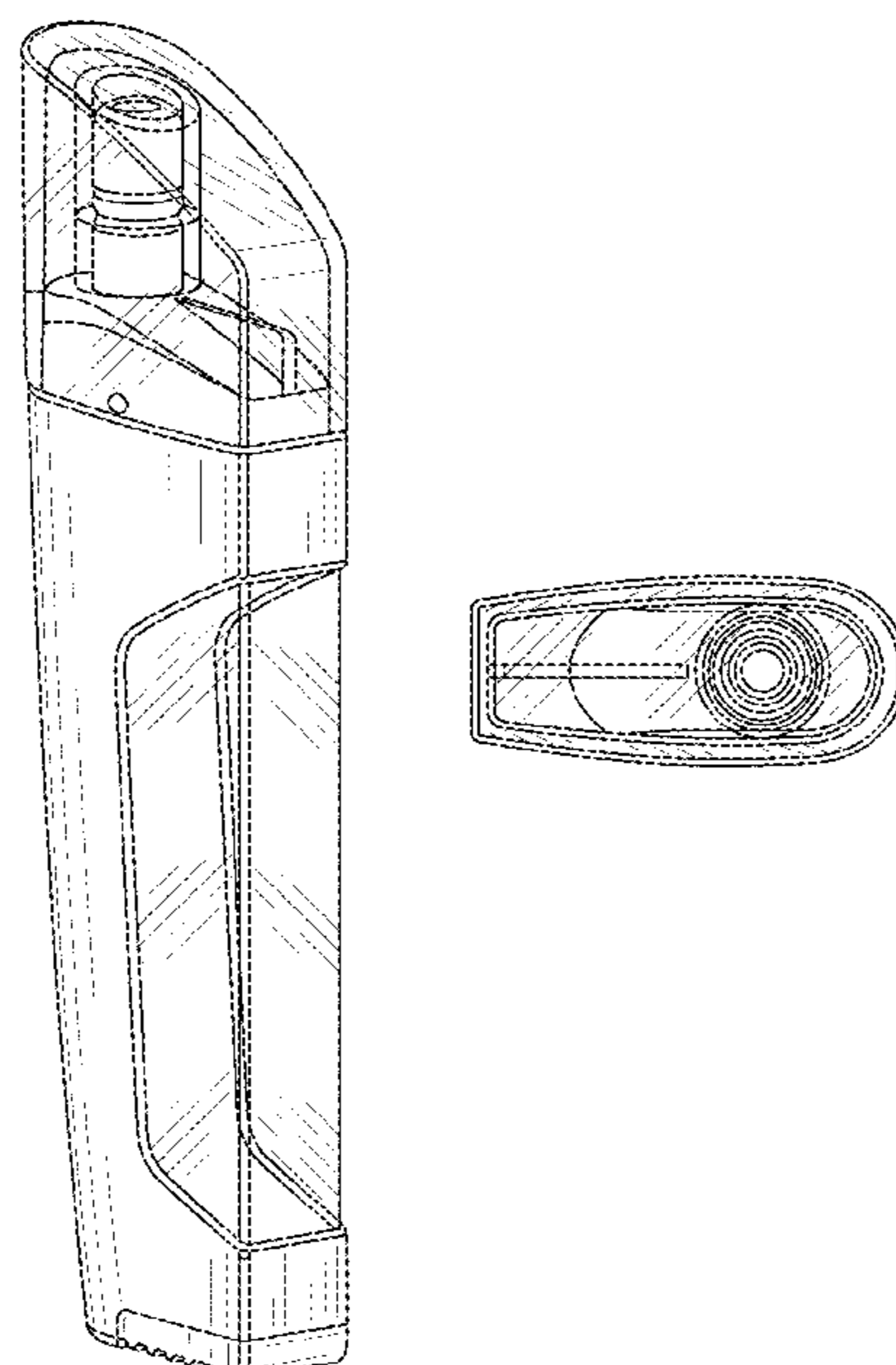
(57) **CLAIM**

The ornamental design for a spare leads case with highlighter, as shown and described.

DESCRIPTION

FIG. 1 is a front, left side perspective view of a spare leads case with highlighter, embodying my new design; FIG. 2 is a rear, right side perspective view thereof; FIG. 3 is a rear elevational view thereof; FIG. 4 is a front elevational view thereof; FIG. 5 is a right side elevational view thereof; the left side being a mirror image thereof; FIG. 6 is a top plan view thereof; and, FIG. 7 is a bottom plan view thereof.

1 Claim, 3 Drawing Sheets



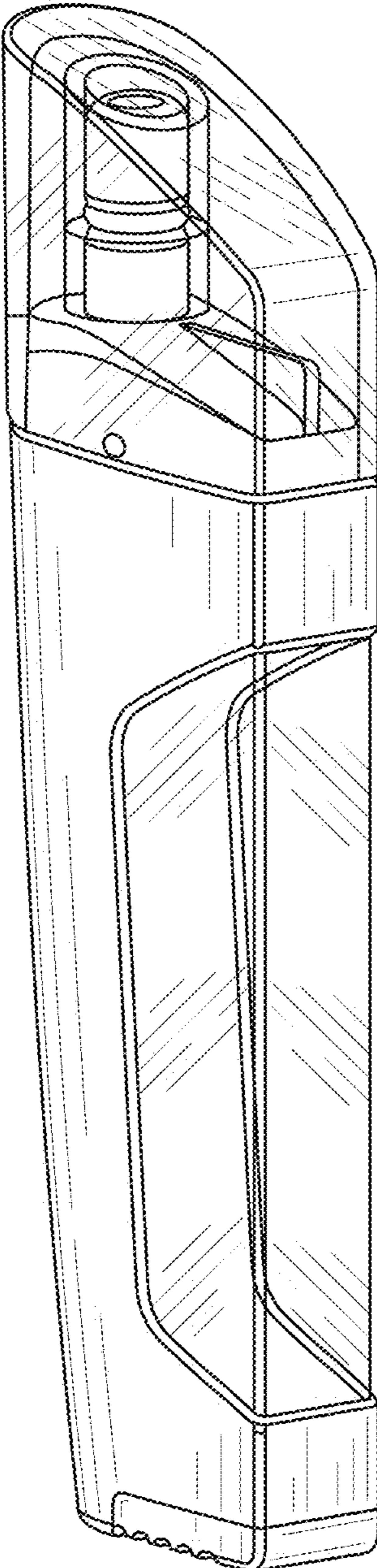


FIG. 1

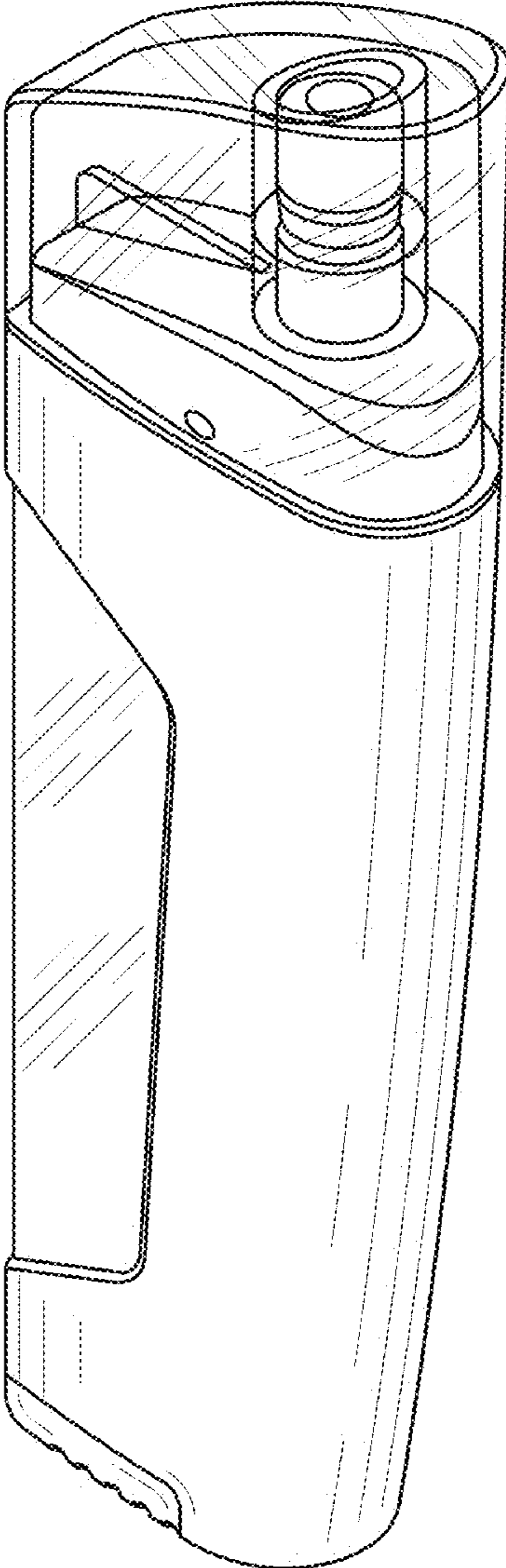


FIG. 2




FIG. 3

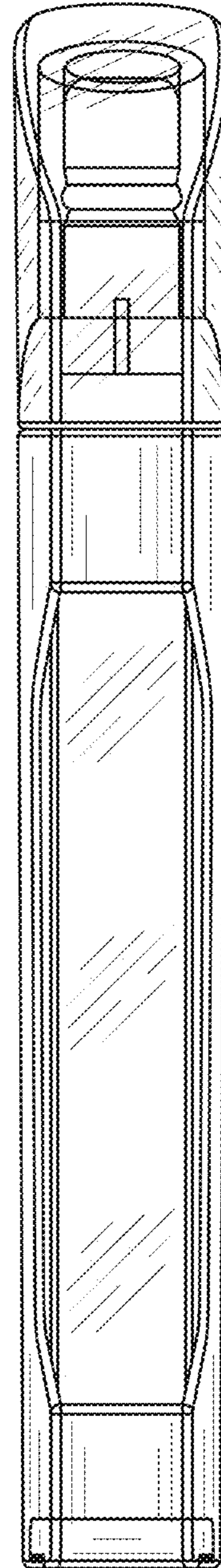


FIG. 4

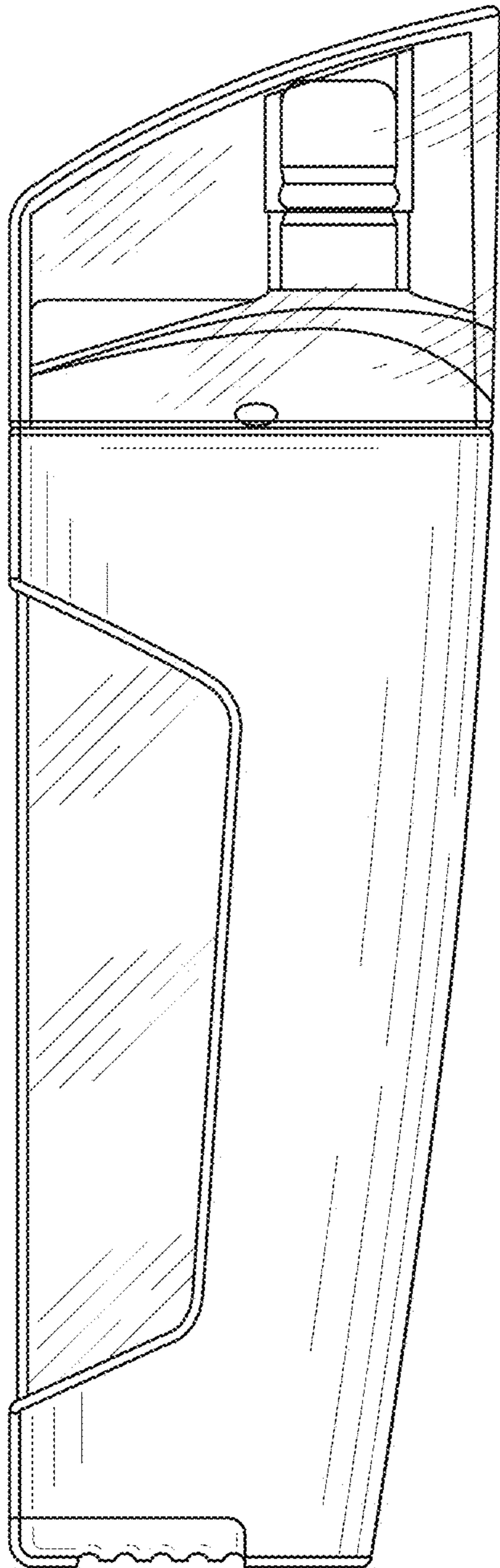


FIG. 5

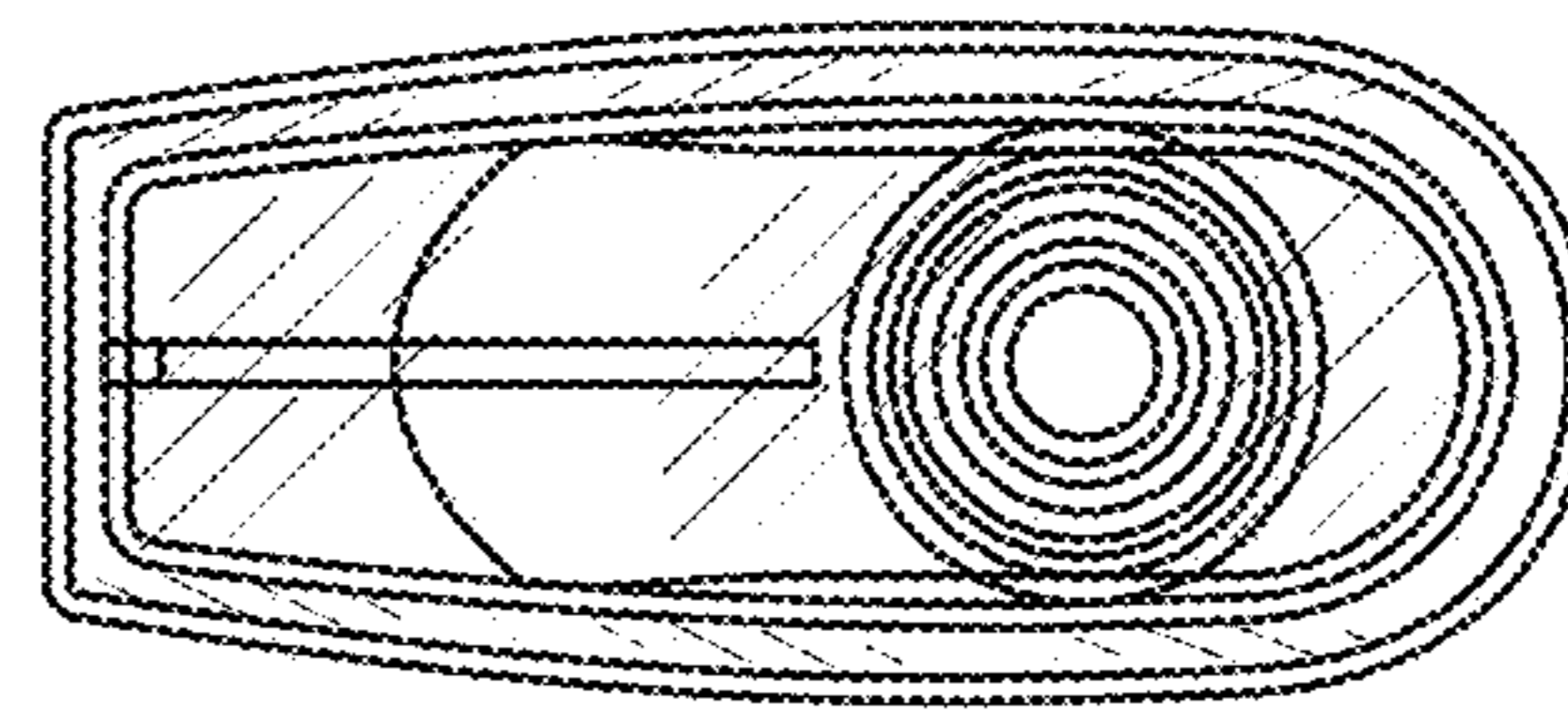


FIG. 6

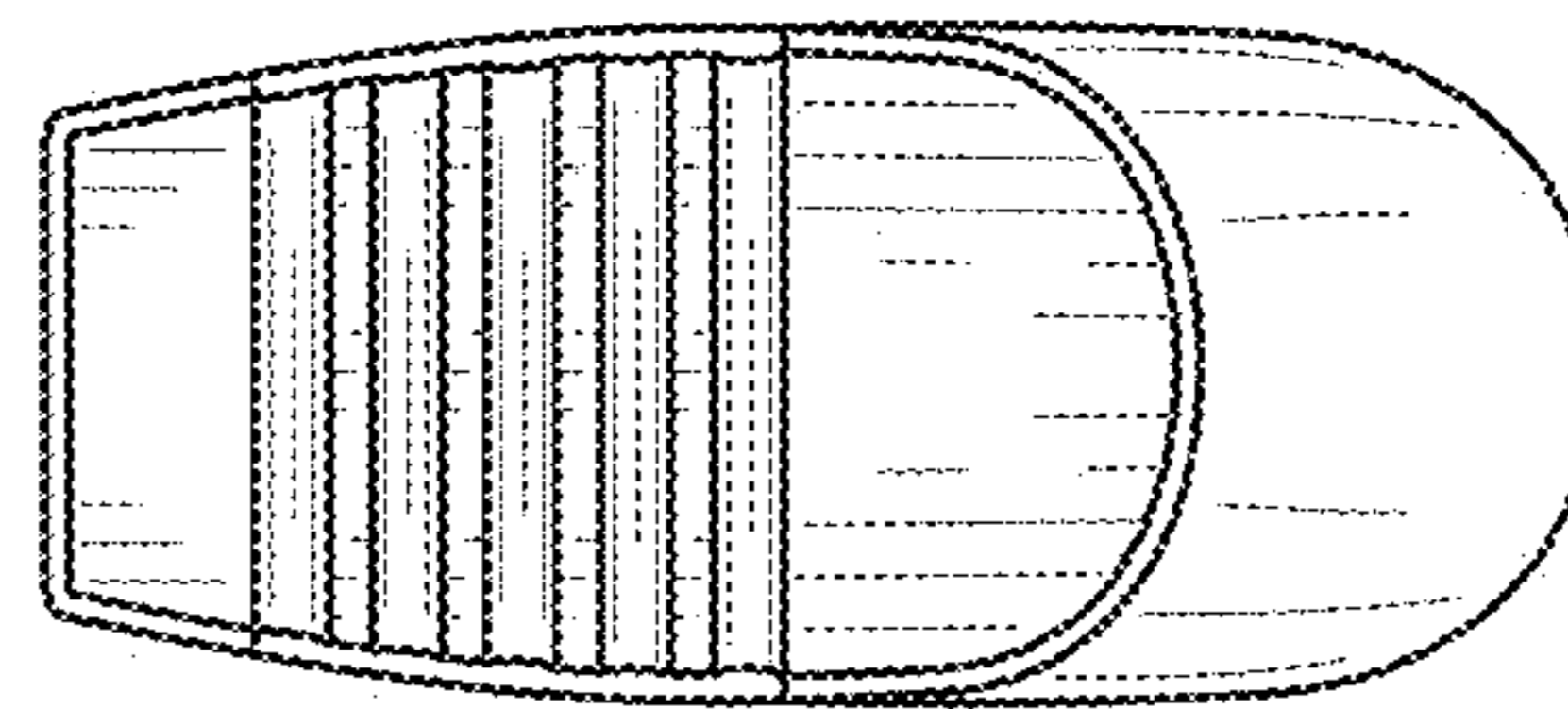


FIG. 7