



US00D734394S

(12) **United States Design Patent**  
**Lyons**

(10) **Patent No.:** **US D734,394 S**  
(45) **Date of Patent:** **\*\* Jul. 14, 2015**

(54) **COMMUNICATION BOARD**  
(71) Applicant: **Quorum Group, LLC**, Medina, NY  
(US)  
(72) Inventor: **Kurt William Lyons**, Rochester, NY  
(US)

3,866,343 A 2/1975 Frost  
4,161,834 A \* 7/1979 Hendricks, Jr. .... 40/606.09  
4,192,091 A 3/1980 Hawes  
D266,338 S \* 9/1982 Mandel ..... D20/43  
D268,238 S 3/1983 Bescia  
4,518,140 A 5/1985 Feranto  
D279,201 S 6/1985 Shuman  
D306,661 S 3/1990 Sanford

(73) Assignee: **QUORUM GROUP, LLC**, Medina, NY  
(US)

(Continued)

*Primary Examiner* — Elizabeth Albert  
(74) *Attorney, Agent, or Firm* — Workman Nydegger

(\*\*) Term: **14 Years**

(21) Appl. No.: **29/465,126**

(57) **CLAIM**  
The ornamental design for a communication board, as shown and described.

(22) Filed: **Aug. 23, 2013**

**DESCRIPTION**

**Related U.S. Application Data**

(63) Continuation-in-part of application No. 29/423,599, filed on Jun. 1, 2012, now Pat. No. Des. 688,745.  
(51) **LOC (10) Cl.** ..... **19-06**  
(52) **U.S. Cl.**  
USPC ..... **D19/113**  
(58) **Field of Classification Search**  
USPC ..... D6/300–314, 700; D19/88, 90, 91, 113;  
D20/10, 27, 39, 40, 42; 40/538, 584,  
40/607.01, 611.01; 248/441.1, 444.1;  
312/230; 434/408, 410, 415  
CPC . G09F 15/0006; G09F 15/00; G09F 15/0018;  
G09F 15/005; B43L 1/12  
See application file for complete search history.

FIG. 1 is a perspective environmental view of a communication board showing my new design;  
FIG. 2 is a perspective exploded view thereof;  
FIG. 3 is a front elevational view thereof;  
FIG. 4 is a right elevational view thereof;  
FIG. 5 is a left elevational view thereof;  
FIG. 6 is a top plan view thereof;  
FIG. 7 is a bottom plan view thereof;  
FIG. 8 is a perspective environmental view of another embodiment of a communication board showing my new design;  
FIG. 9 is a perspective exploded view thereof;  
FIG. 10 is a front elevational view thereof;  
FIG. 11 is a right elevational view thereof;  
FIG. 12 is a left elevational view thereof;  
FIG. 13 is a top plan view thereof; and,  
FIG. 14 is a bottom plan view thereof.

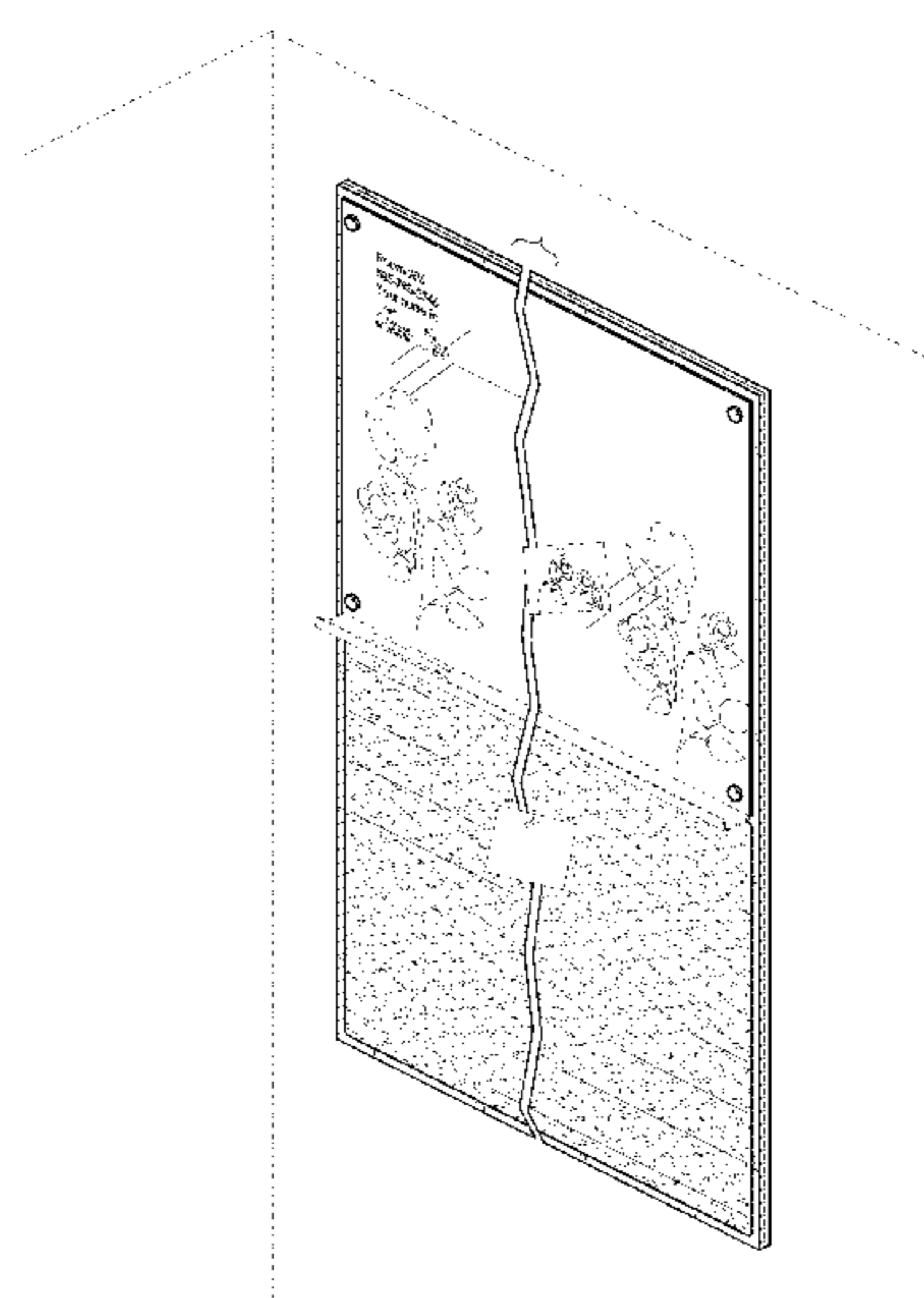
(56) **References Cited**

**U.S. PATENT DOCUMENTS**

2,193,928 A 3/1940 Johnson  
2,419,187 A \* 4/1947 Jolly ..... 40/776  
2,734,466 A 2/1956 Hammial  
2,784,847 A 3/1957 Holroyd  
2,834,149 A 5/1958 Hunter  
2,890,910 A 6/1959 Bern  
D215,054 S 8/1969 Swerts  
3,574,956 A \* 4/1971 Hamelin ..... 434/425

The broken lines in FIGS. 1-14 are included for the purposes of showing features and portions of the communication board that form no part of the claimed design. The broken away symbols in the drawings are used to indicate that any portion of the communication board between the break lines forms no part of the claimed design.

**1 Claim, 6 Drawing Sheets**



(56)

References Cited

U.S. PATENT DOCUMENTS

4,914,844 A *	4/1990	Seery .....	40/584	D549,783 S *	8/2007	Beno .....	D20/10
5,010,672 A	4/1991	Coleman		D551,717 S *	9/2007	Diller .....	D20/42
5,018,291 A	5/1991	Pasquale		D552,357 S *	10/2007	Fu .....	D6/300
5,058,848 A	10/1991	Ferraro		7,320,195 B1	1/2008	Kushner	
5,074,593 A	12/1991	Grosso		7,438,194 B2	10/2008	Wang	
D328,470 S	8/1992	Costello		D581,987 S *	12/2008	Maier-Hunke .....	D20/43
5,189,822 A	3/1993	Schmanski		7,484,325 B2	2/2009	Benedict	
5,407,711 A	4/1995	Lovison		7,762,704 B2	7/2010	Brychell	
5,425,524 A	6/1995	Messina		7,874,842 B2	1/2011	Beno	
D361,897 S	9/1995	Jackson		D637,195 S	5/2011	Stammers	
D365,535 S	12/1995	Muckler		7,954,267 B2	6/2011	Anzalone	
5,586,401 A	12/1996	Sheehan		8,020,329 B2	9/2011	Chavez	
5,655,323 A	8/1997	Lassoff		8,046,945 B2	11/2011	Radcliffe	
5,971,343 A	10/1999	Marlak		8,127,478 B2	3/2012	Blue	
D418,309 S *	1/2000	Kuebel et al. ....	D6/301	8,141,280 B2	3/2012	Doss	
D418,984 S	1/2000	Koconis		8,484,872 B2	7/2013	Blue	
D447,183 S	8/2001	Wilmotte		D687,493 S	8/2013	Rippinger	
6,374,523 B1	4/2002	Smith		8,608,486 B1 *	12/2013	Brashear et al. ....	434/408
6,470,612 B1 *	10/2002	Pountney .....	40/607.13	2003/0136072 A1 *	7/2003	Peng .....	52/459
6,507,413 B1	1/2003	Mueller		2004/0229202 A1	11/2004	Sohl	
D471,236 S	3/2003	Robbins		2005/0105303 A1	5/2005	Emde	
6,553,704 B1	4/2003	Pigg		2006/0207134 A1	9/2006	Harry	
6,574,896 B1	6/2003	Howell		2007/0099457 A1 *	5/2007	Beno .....	439/135
D476,818 S	7/2003	Stravitz		2007/0099510 A1	5/2007	Beno	
D487,289 S	3/2004	Richter		2007/0141546 A1	6/2007	Kang	
6,780,486 B2	8/2004	Kuo		2009/0068632 A1	3/2009	Thompson	
6,889,458 B2	5/2005	Copley		2009/0193699 A1	8/2009	Benedict	
6,965,196 B2	11/2005	Murasko		2010/0140428 A1	6/2010	Vassallo	
6,971,197 B1 *	12/2005	Seiber et al. ....	40/606.01	2010/0199532 A1	8/2010	Blue	
D518,300 S	4/2006	Dele-Ogunrinde		2010/0229442 A1	9/2010	Snow	
D520,562 S *	5/2006	Nash .....	D19/52	2011/0151427 A1 *	6/2011	Lin .....	434/416
7,055,275 B1	6/2006	Teza		2012/0193247 A1	8/2012	Fleet	
				2013/0224723 A1 *	8/2013	Gonzales et al. ....	434/416
				2013/0323707 A1 *	12/2013	Lyons et al. ....	434/416
				2013/0326922 A1 *	12/2013	Lyons et al. ....	40/611.01

\* cited by examiner

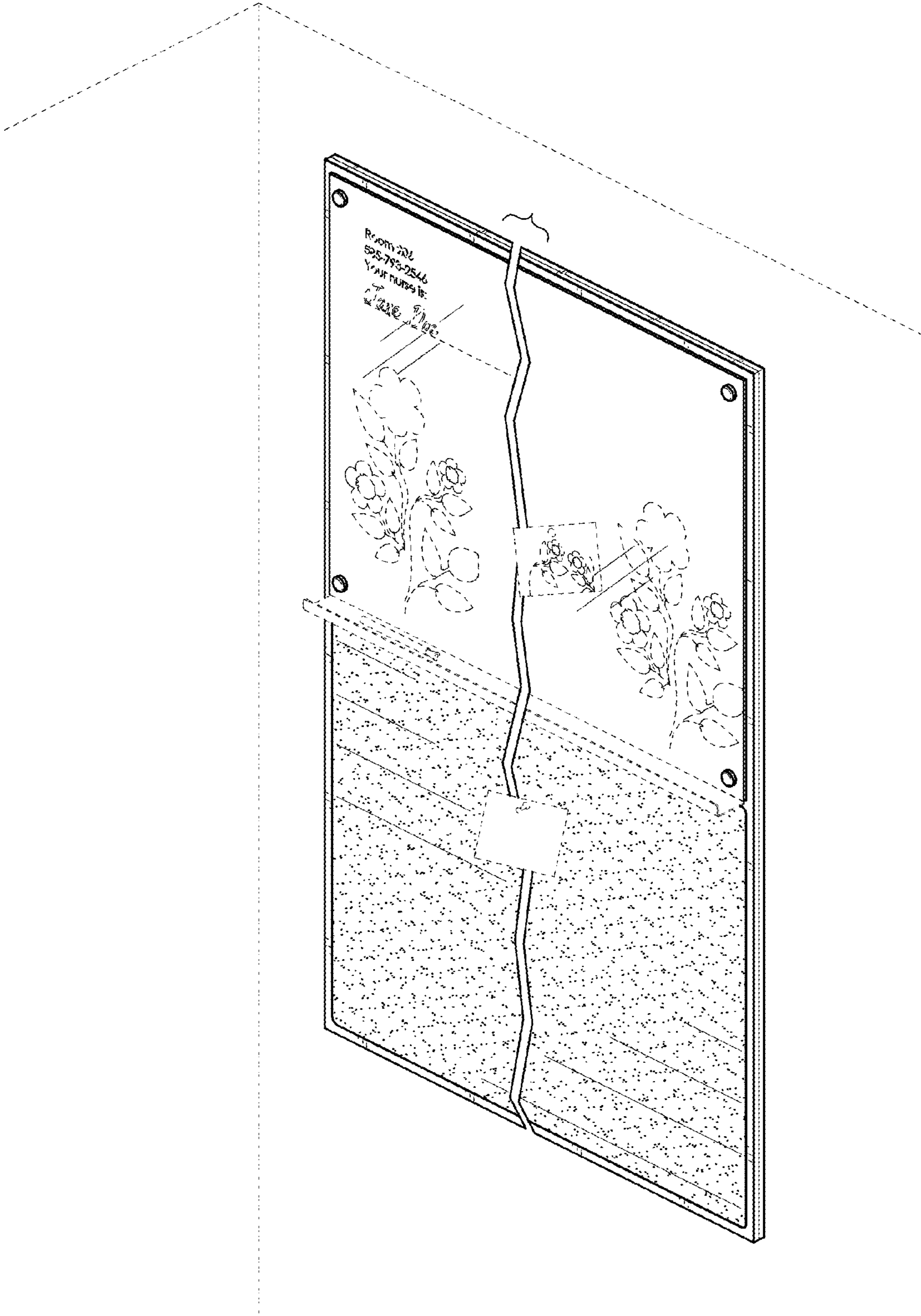


FIG. 1

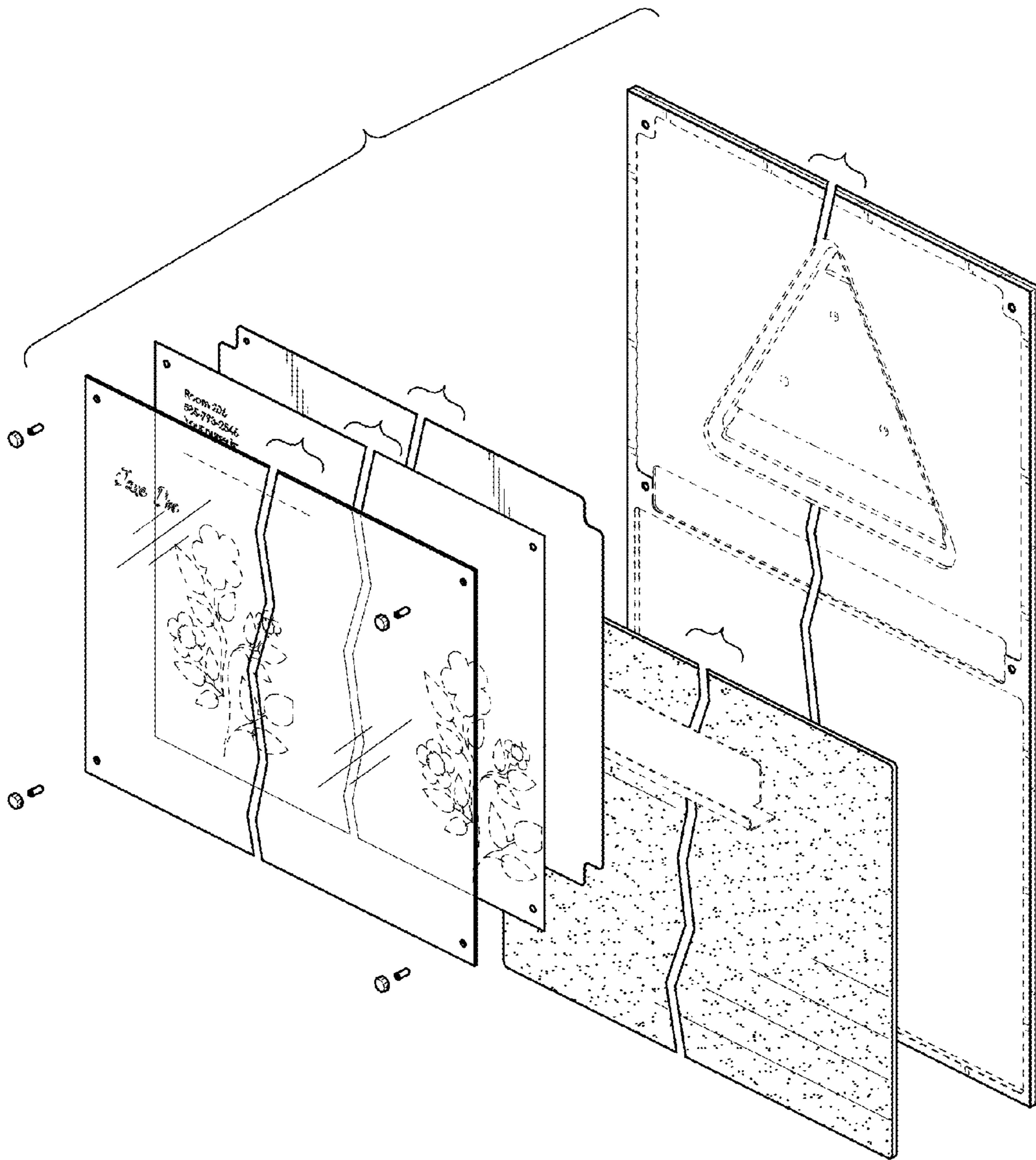


FIG. 2

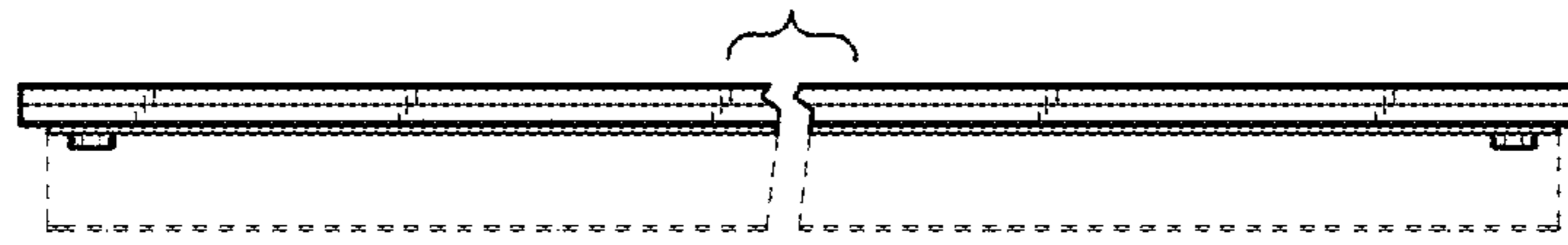


FIG. 6



FIG. 5

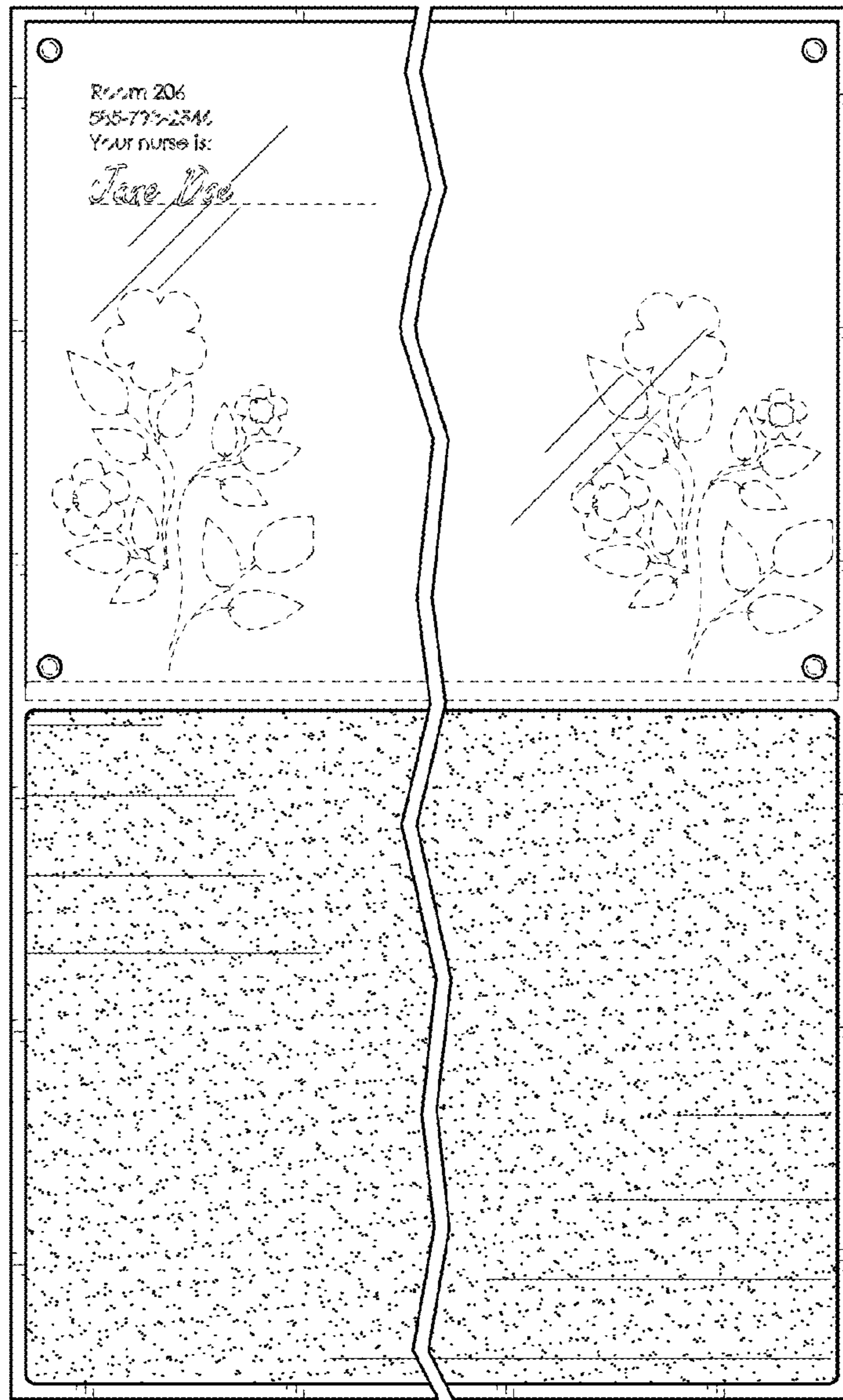


FIG. 3

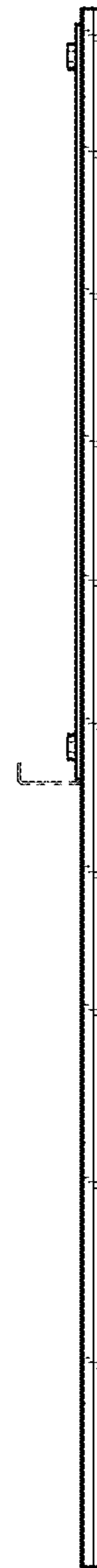


FIG. 4

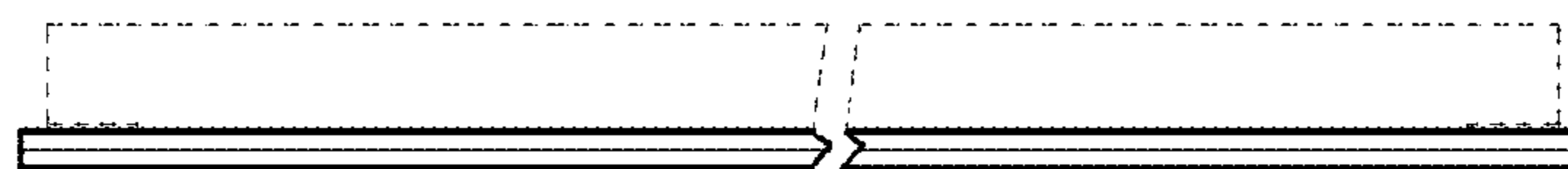


FIG. 7

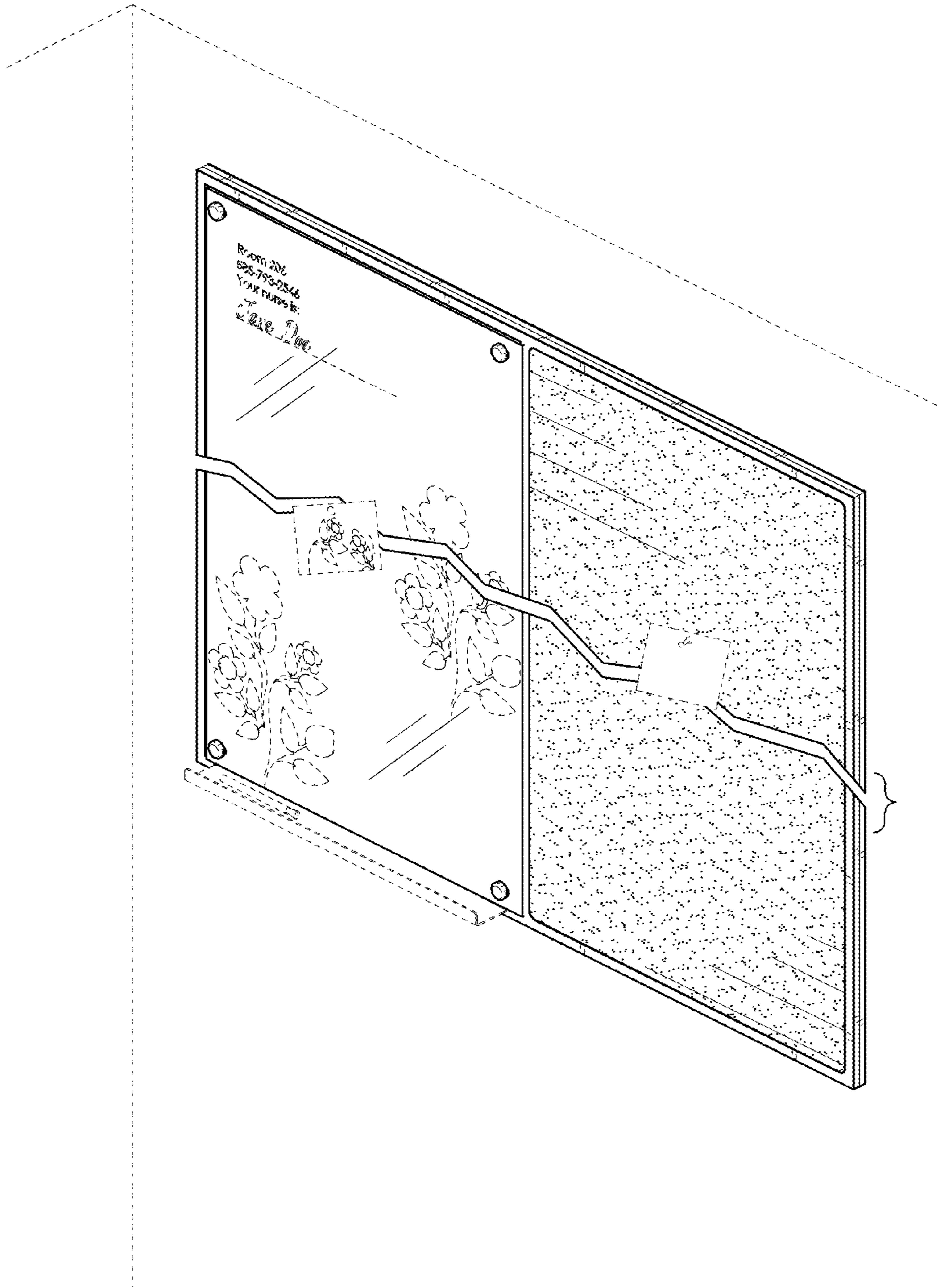


FIG. 8

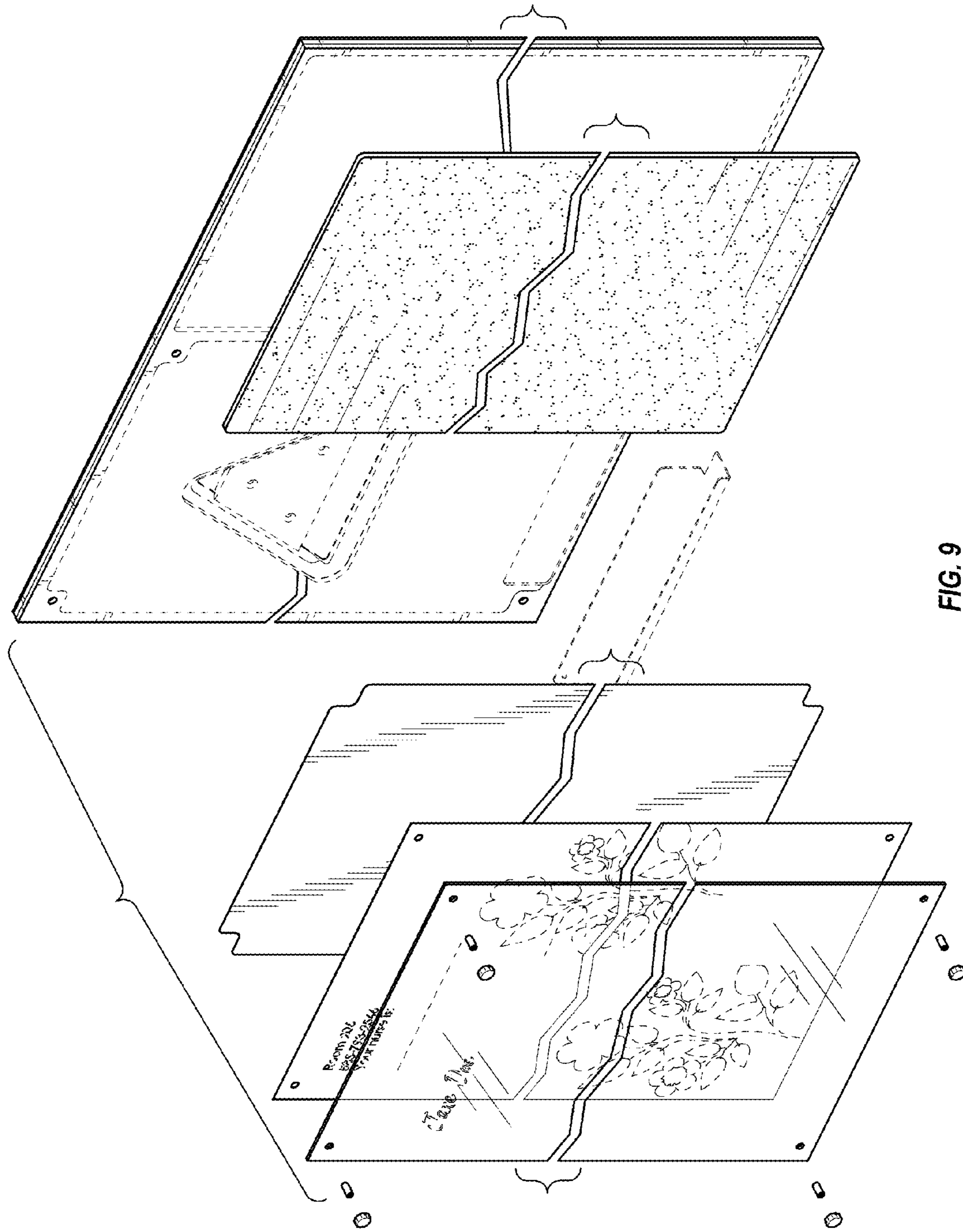


FIG. 9

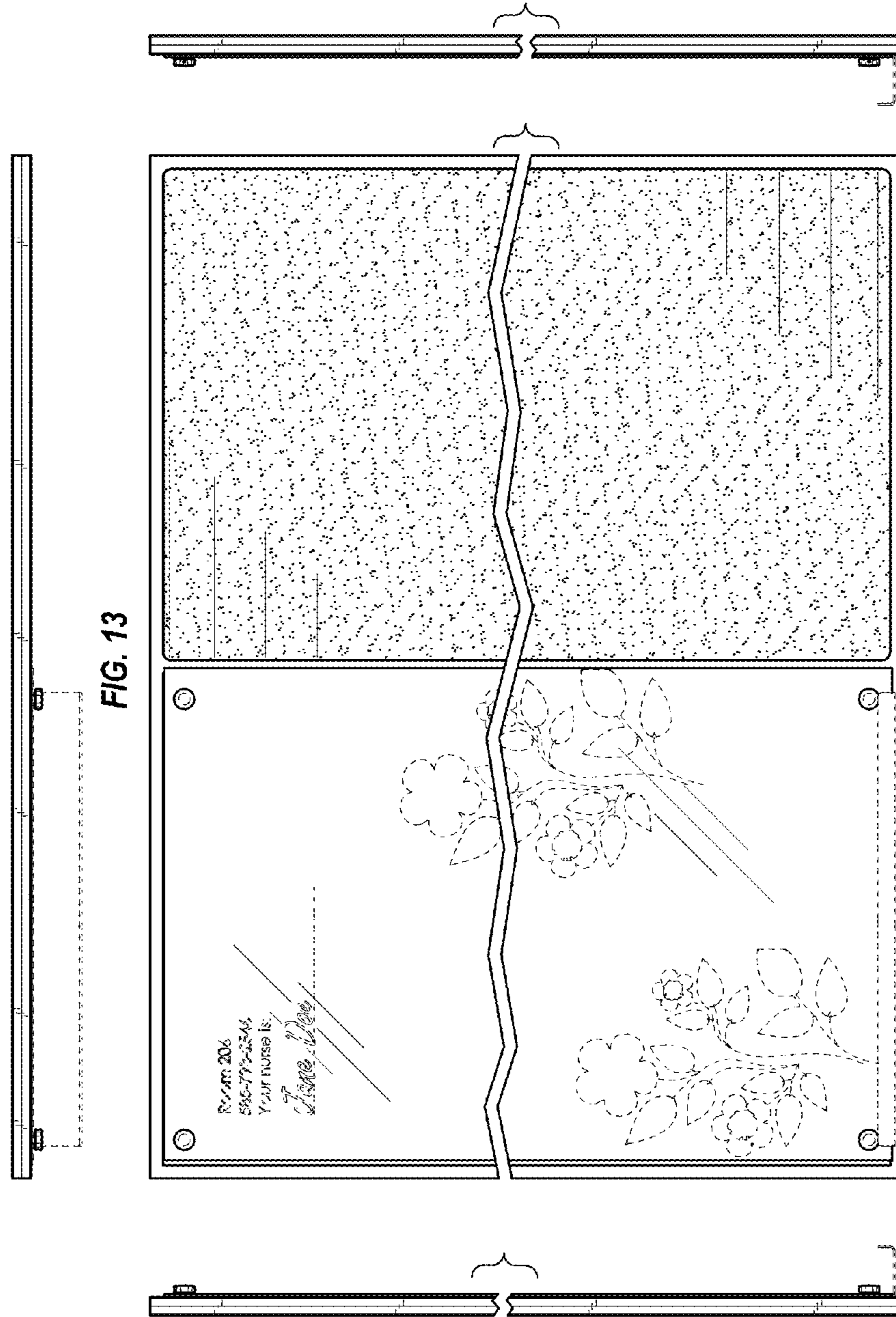


FIG. 13

FIG. 11

FIG. 10

FIG. 12

FIG. 14