



US00D734372S

(12) **United States Design Patent**
Hwang et al.

(10) **Patent No.:** **US D734,372 S**
(45) **Date of Patent:** **** Jul. 14, 2015**

(54) **REFRIGERATOR**

(71) Applicant: **LG ELECTRONICS INC.**, Seoul (KR)

(72) Inventors: **Jungyeon Hwang**, Hwaseong-si (KR);
Jeaseok Seong, Yongin-si (KR);
Seungjin Yoon, Hanam-si (KR);
Jaeyoung Kim, Seoul (KR)

(73) Assignee: **LG Electronics Inc.**, Seoul (KR)

(**) Term: **14 Years**

(21) Appl. No.: **29/480,383**

(22) Filed: **Jan. 24, 2014**

(30) **Foreign Application Priority Data**

Jul. 26, 2013 (KR) 30-2013-0038930

(51) **LOC (10) Cl.** **15-07**

(52) **U.S. Cl.**
USPC **D15/81**

(58) **Field of Classification Search**
USPC D15/79, 81, 83, 84, 85, 88, 91
See application file for complete search history.

(56) **References Cited**

U.S. PATENT DOCUMENTS

D597,563 S * 8/2009 Choi et al. D15/87
D597,564 S * 8/2009 Choi et al. D15/87
D671,148 S * 11/2012 Kim D15/81
D681,694 S * 5/2013 Meda et al. D15/85

D684,199 S * 6/2013 Jeon D15/86
D702,266 S * 4/2014 Mihyun et al. D15/85
D714,356 S * 9/2014 Heo et al. D15/81
D718,347 S * 11/2014 Cho et al. D15/81
D720,782 S * 1/2015 Qiang et al. D15/86

* cited by examiner

Primary Examiner — Daniel Bui

Assistant Examiner — Khawaja Anwar

(74) *Attorney, Agent, or Firm* — Birch, Stewart, Kolasch & Birch, LLP

(57) **CLAIM**

The ornamental design for a refrigerator, as shown and described.

DESCRIPTION

FIG. 1 is a perspective view of a refrigerator showing our new design;

FIG. 2 is a front view thereof;

FIG. 3 is a rear view thereof;

FIG. 4 is a left side view thereof where the right side view is a mirror image;

FIG. 5 is a top plan view thereof;

FIG. 6 is a bottom plan view thereof; and,

FIG. 7 is another perspective view thereof, shown in a use condition.

The broken lines shown in the drawings represent unclaimed portions of the refrigerator and form no part of the claimed design.

1 Claim, 6 Drawing Sheets

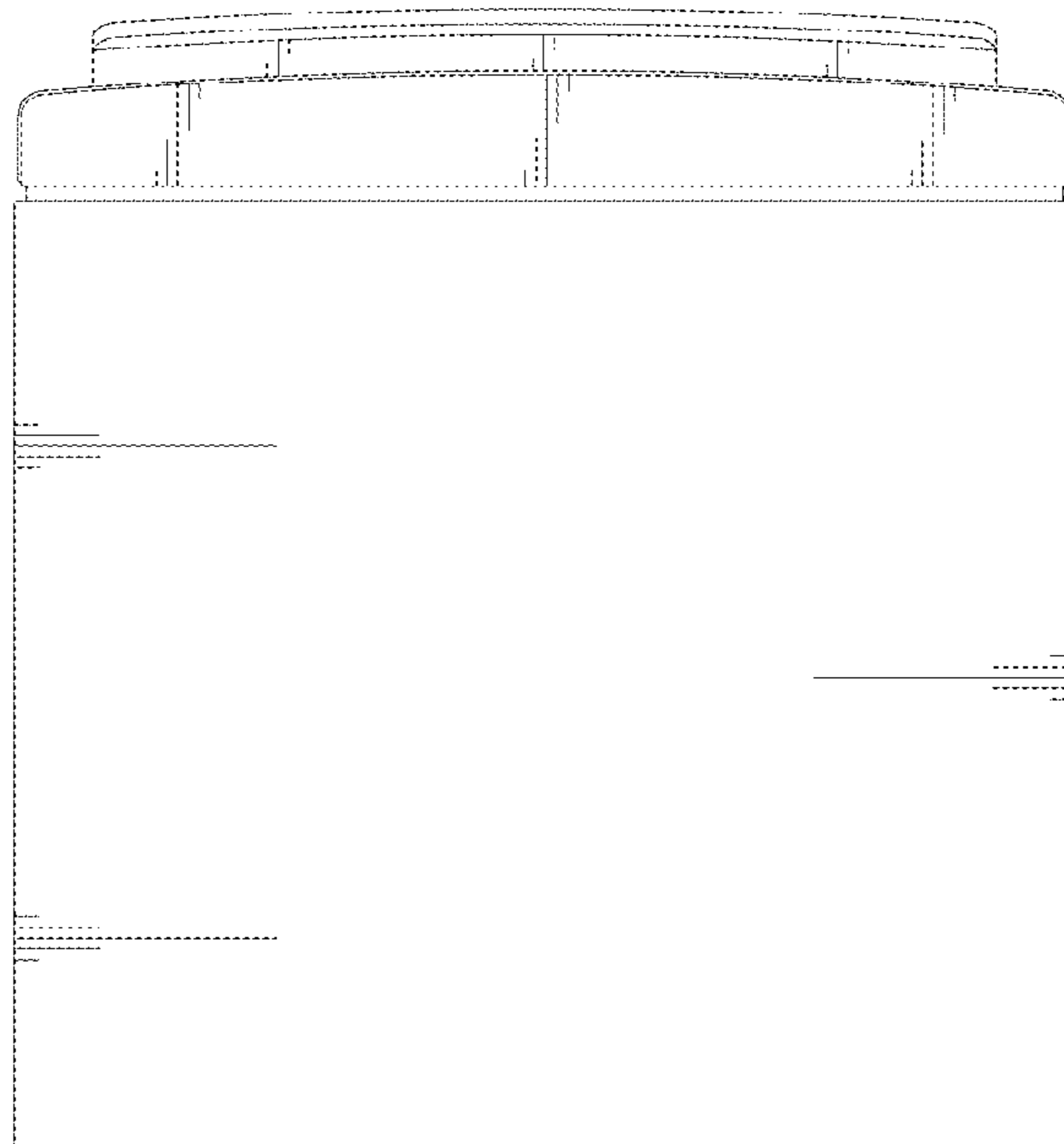


FIG. 1

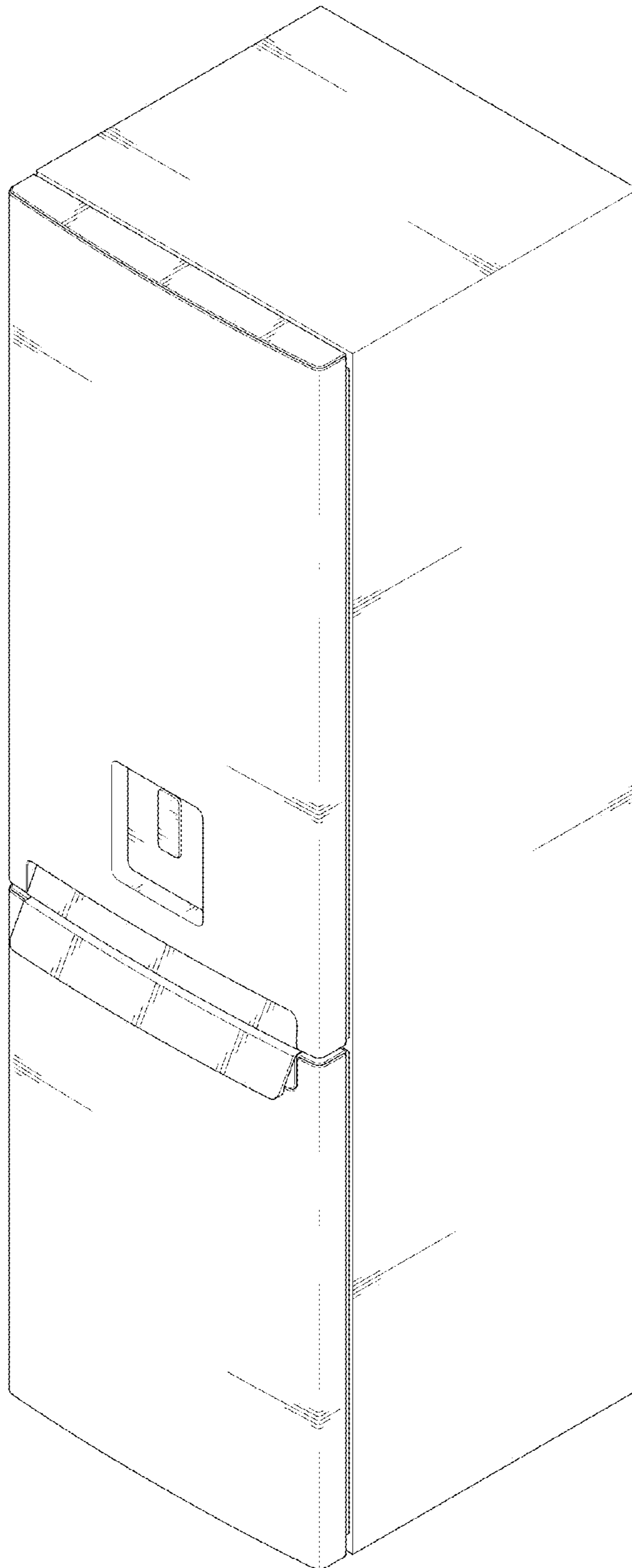


FIG. 2

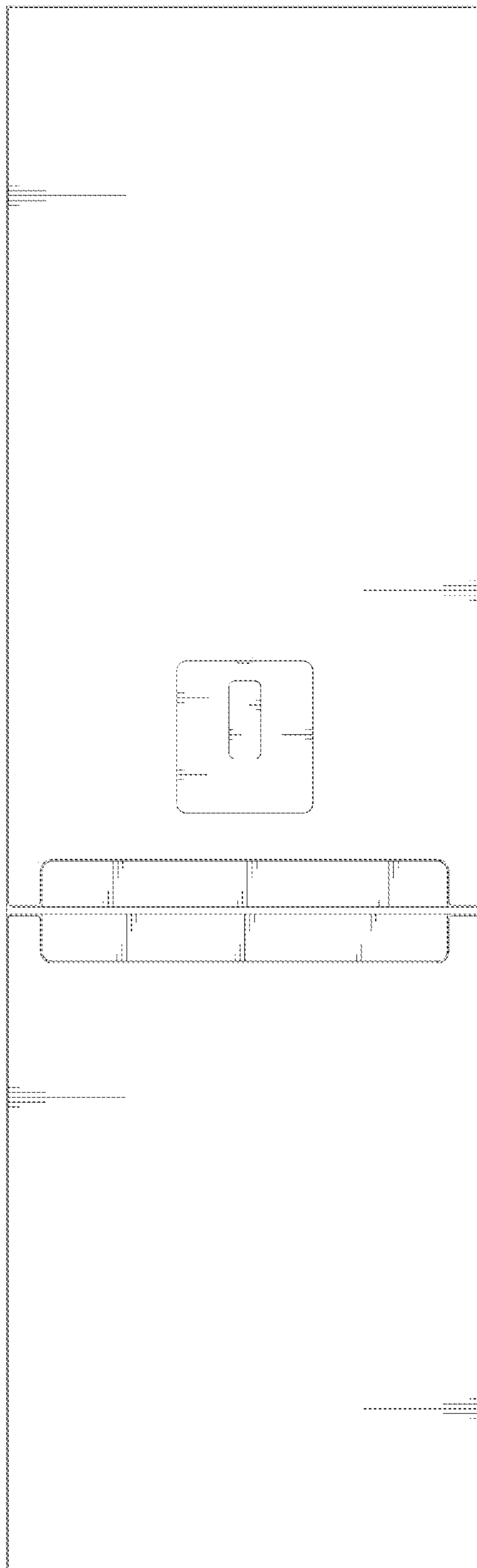


FIG. 3




FIG. 4

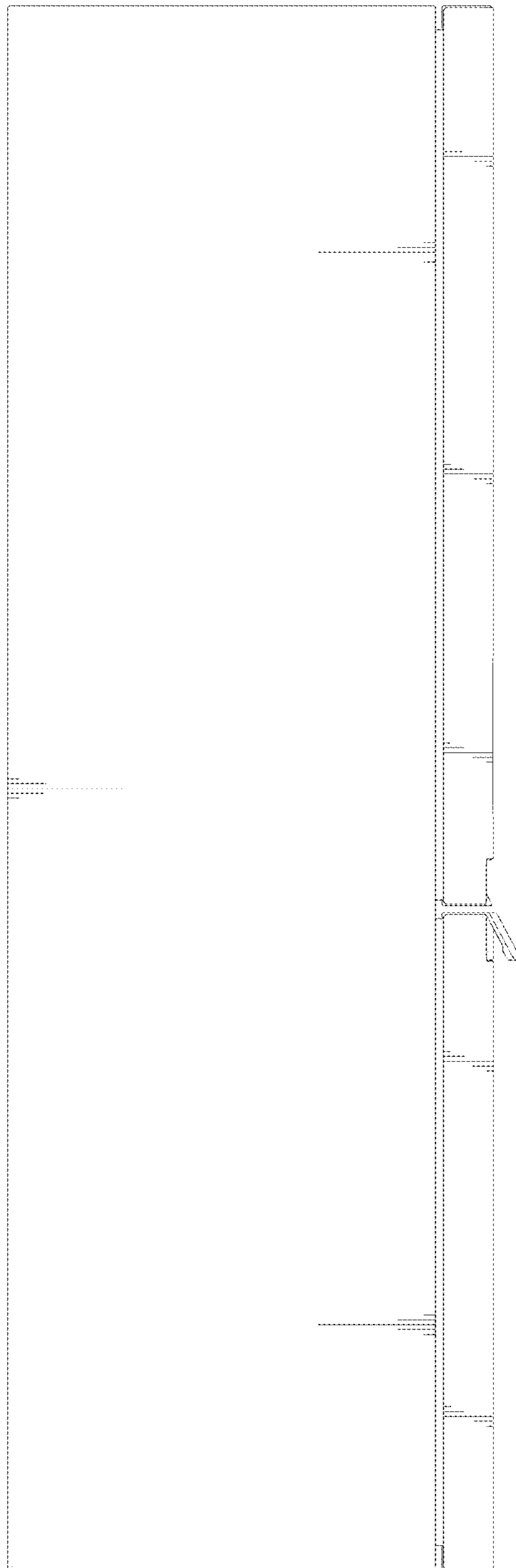


FIG. 5

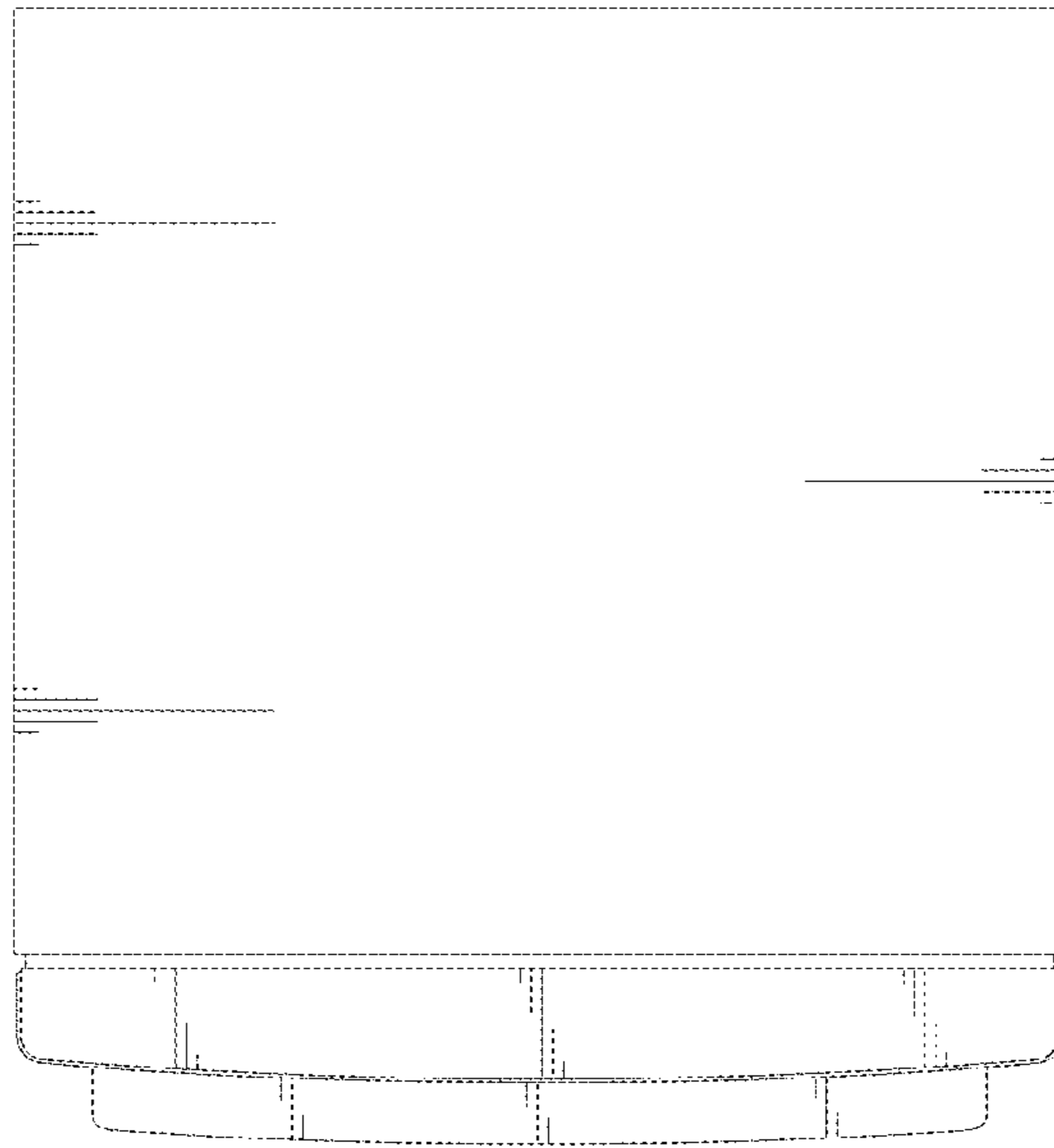


FIG. 6

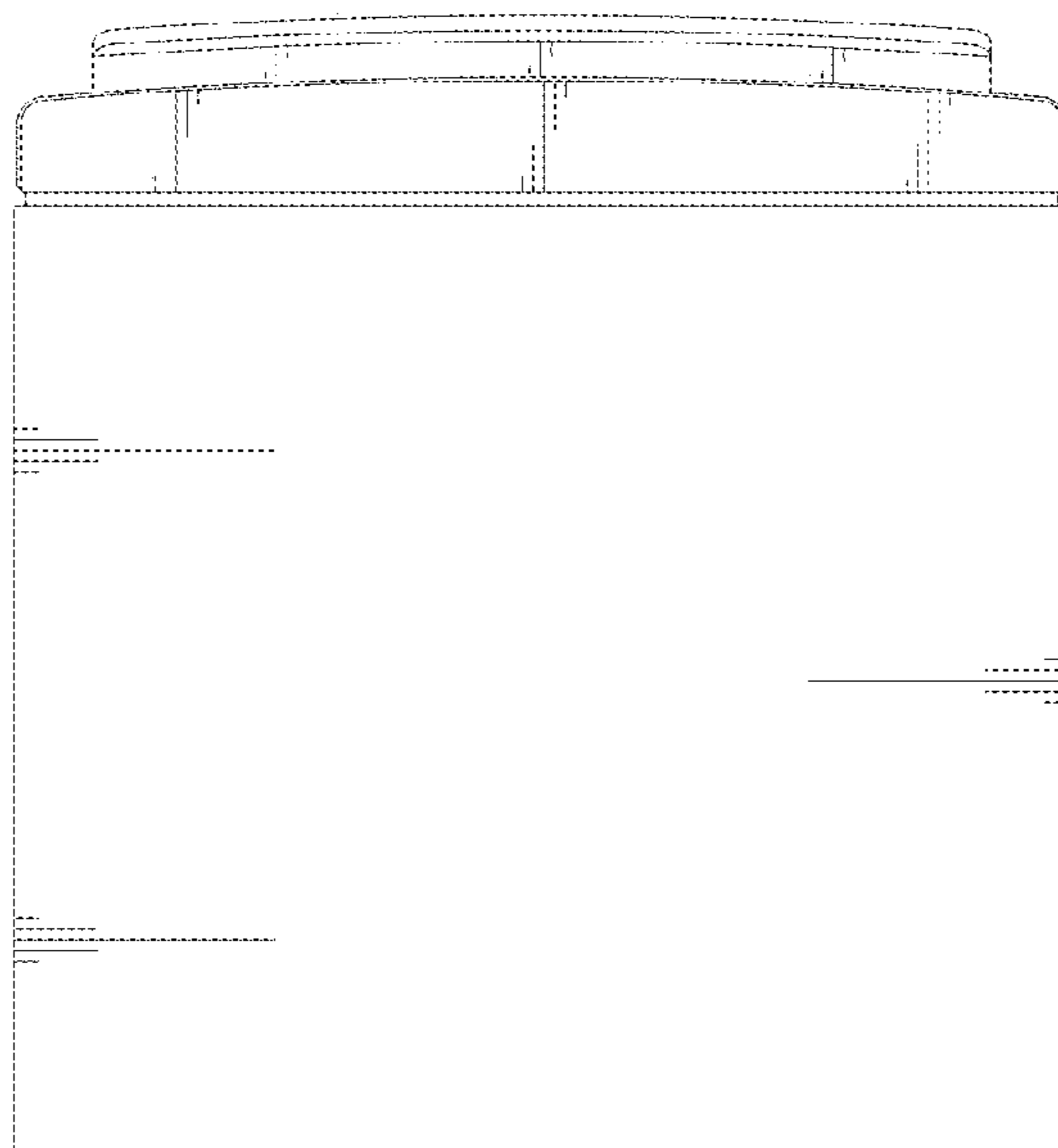


FIG. 7

