



US00D734360S

(12) **United States Design Patent**  
**Stroupe et al.**

(10) **Patent No.:** **US D734,360 S**

(45) **Date of Patent:** **\*\* \*Jul. 14, 2015**

(54) **FITNESS EQUIPMENT DISPLAY SCREEN WITH ICON**

(56) **References Cited**

U.S. PATENT DOCUMENTS

(71) Applicant: **Precor Incorporated**, Woodinville, WA (US)

D62,463	S	*	6/1923	Wall	.....	D20/40
D304,316	S	*	10/1989	Perricelli et al.	.....	D11/99
D520,514	S	*	5/2006	Butcher et al.	.....	D14/492
D521,020	S	*	5/2006	Butcher et al.	.....	D14/492
D521,021	S	*	5/2006	Butcher et al.	.....	D14/492
D523,021	S	*	6/2006	Butcher et al.	.....	D14/492
D524,324	S	*	7/2006	Butcher et al.	.....	D14/492
D607,896	S	*	1/2010	Pieratt et al.	.....	D14/489
D613,751	S	*	4/2010	Truelove et al.	.....	D14/492
D625,356	S	*	10/2010	Hogenbirk	.....	D18/32
D711,418	S	*	8/2014	Xie et al.	.....	D14/487
D711,920	S	*	8/2014	Stroupe et al.	.....	D14/492
D712,431	S	*	9/2014	Stroupe et al.	.....	D14/492

(72) Inventors: **Autumn L. Stroupe**, Kirkland, WA (US); **Shay Cody**, Redmond, WA (US); **David W. Flynt**, Lake Forest Park, WA (US); **Joao Pedro Canhenha**, San Mateo, CA (US)

(73) Assignee: **Precor Incorporated**, Woodinville, WA (US)

FOREIGN PATENT DOCUMENTS

(\*) Notice: This patent is subject to a terminal disclaimer.

DE	402009004897-0009	*	2/2010
EM	002033118-0010	*	4/2012

(\*\*) Term: **14 Years**

\* cited by examiner

(21) Appl. No.: **29/440,473**

*Primary Examiner* — Angela J Lee

(22) Filed: **Dec. 21, 2012**

(74) *Attorney, Agent, or Firm* — Terence P. O'Brien

(51) **LOC (10) Cl.** ..... **14-04**

(57) **CLAIM**

(52) **U.S. Cl.**

We claim the ornamental design for a fitness equipment display screen with icon, as shown and described.

USPC ..... **D14/489**

**DESCRIPTION**

(58) **Field of Classification Search**

USPC ..... D14/485–495; 715/703, 715, 727, 763, 715/773, 776, 779, 839, 810, 811, 812, 813, 715/814, 815, 821, 825, 828, 833, 835, 836, 715/837, 838, 840, 846, 847, 864, 963, 974, 715/976, 977

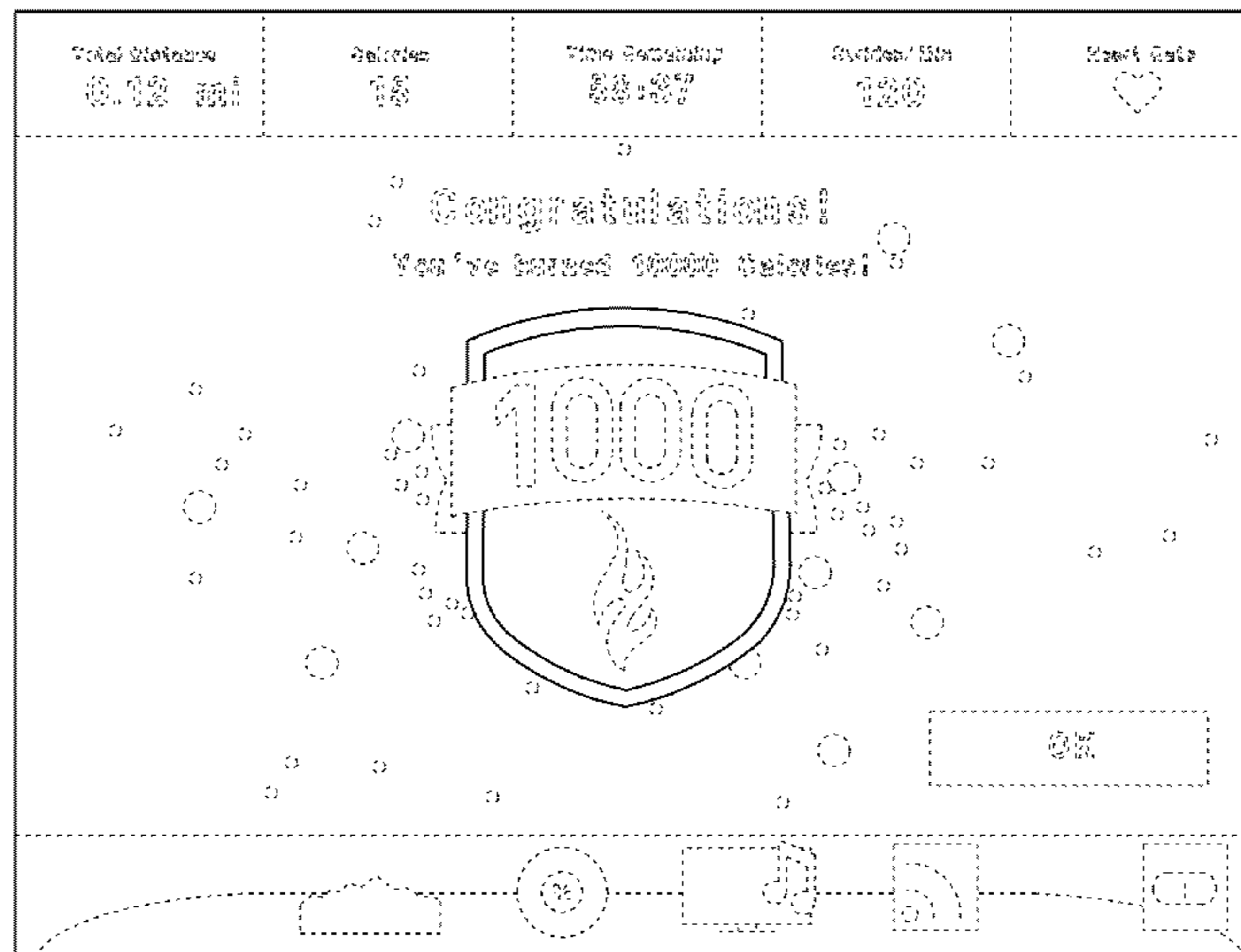
FIG. 1 is a side perspective view of a fitness equipment display screen with icon; and, FIG. 2 is a front view of a fitness equipment display screen with icon of FIG. 1.

CPC ..... G06F 3/0482; G06F 8/34; G06F 3/04817; G06F 3/048

The ornamental design that is claimed is shown in solid lines in the drawings. The broken (dashed) lines shown in the figures are included for the purpose of illustrating environmental elements only and form no part of the claimed design.

See application file for complete search history.

**1 Claim, 2 Drawing Sheets**



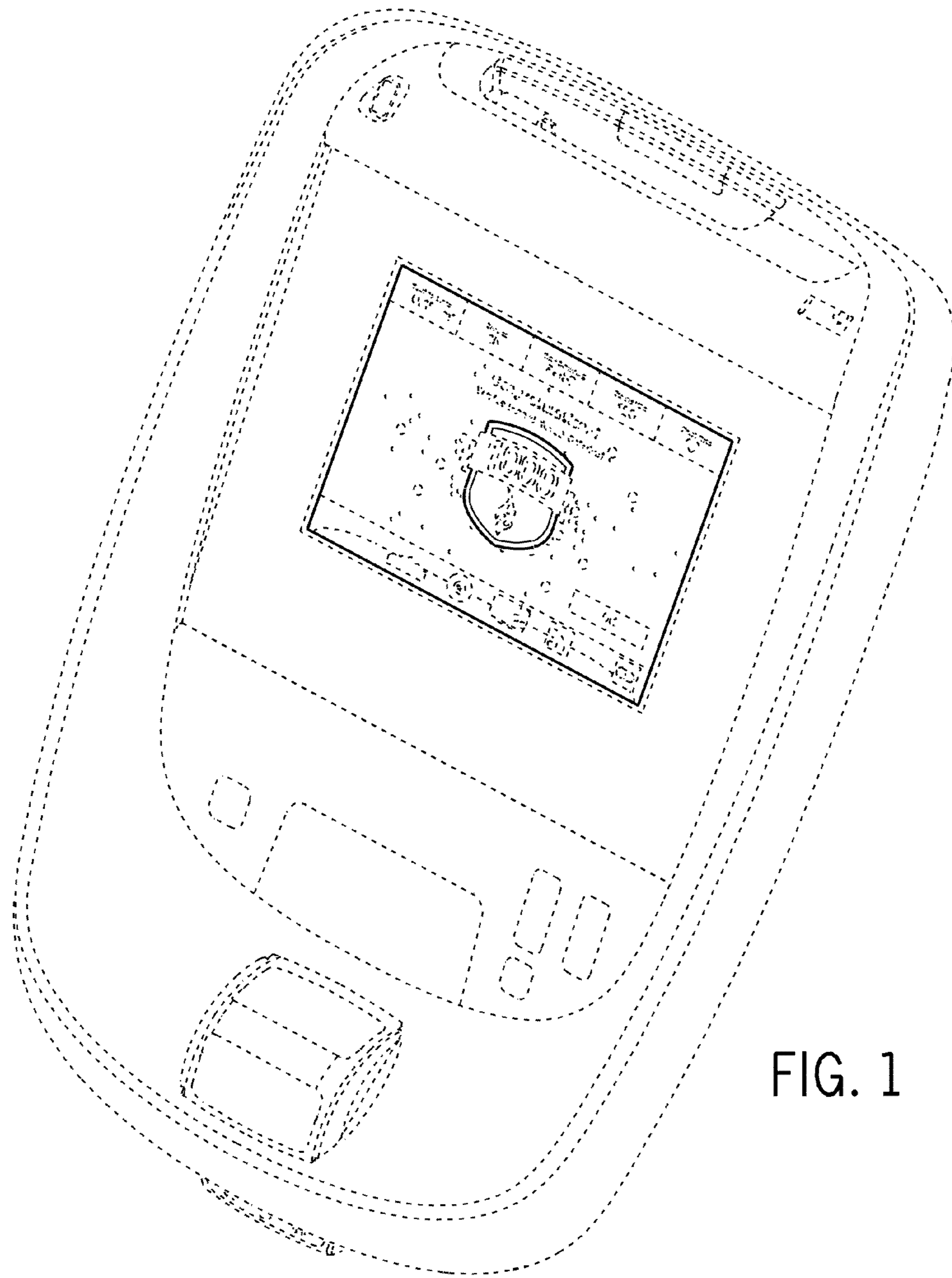


FIG. 1

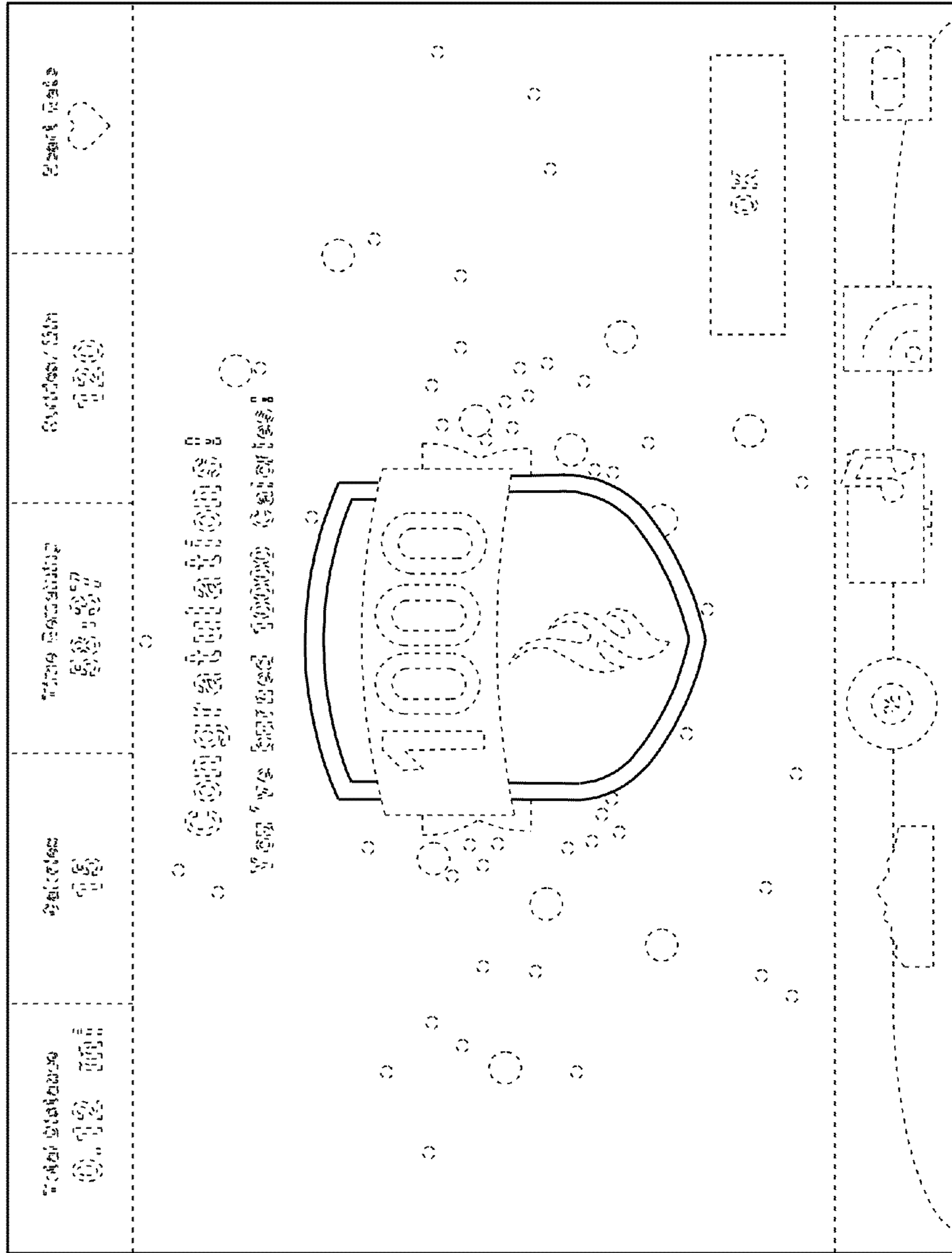


FIG. 2