



US00D734334S

(12) **United States Design Patent**
Tsuda et al.

(10) **Patent No.:** **US D734,334 S**
(45) **Date of Patent:** **** Jul. 14, 2015**

(54) **KEYBOARD**

(71) Applicant: **YOKOGAWA ELECTRIC CORPORATION**, Musashino-shi, Tokyo (JP)

(72) Inventors: **Toshiro Tsuda**, Musashino (JP); **Noriaki Senba**, Musashino (JP); **Takahiro Uratani**, Musashino (JP)

(73) Assignee: **YOKOGAWA ELECTRIC CORPORATION**, Tokyo (JP)

(**) Term: **14 Years**

(21) Appl. No.: **29/456,421**

(22) Filed: **May 31, 2013**

(30) **Foreign Application Priority Data**

Dec. 13, 2012 (JP) 2012-030497

(51) **LOC (10) Cl.** **14-02**

(52) **U.S. Cl.**
USPC **D14/392**

(58) **Field of Classification Search**
USPC D14/240, 138, 318, 341, 391-399, 443, D14/455, 456; D18/1, 2, 7, 11; 178/17 A, 178/17 C; 200/5 A, 5 R, 6 A, 6 R; 235/145 A, 235/145 R; 341/20-23; 345/156, 160, 168, 345/169, 173; 361/679.08, 679.09, 361/679.11-679.19; 400/484-489, 492, 400/472

See application file for complete search history.

(56) **References Cited**

U.S. PATENT DOCUMENTS

5,717,430 A *	2/1998	Copland et al.	345/168
D415,484 S *	10/1999	Lin	D14/392
D433,682 S *	11/2000	Tsai	D14/396
D492,308 S *	6/2004	Ozolins et al.	D14/391
D516,070 S *	2/2006	Ozolins et al.	D14/391
D518,053 S *	3/2006	Chen	D14/397
D607,884 S *	1/2010	Lee	D14/392
D697,470 S *	1/2014	Raeber et al.	D13/102
D718,766 S *	12/2014	Tsuda et al.	D14/396

* cited by examiner

Primary Examiner — Ian Simmons

Assistant Examiner — Harold Blackwell, II

(74) *Attorney, Agent, or Firm* — Sughrue Mion, PLLC

(57) **CLAIM**

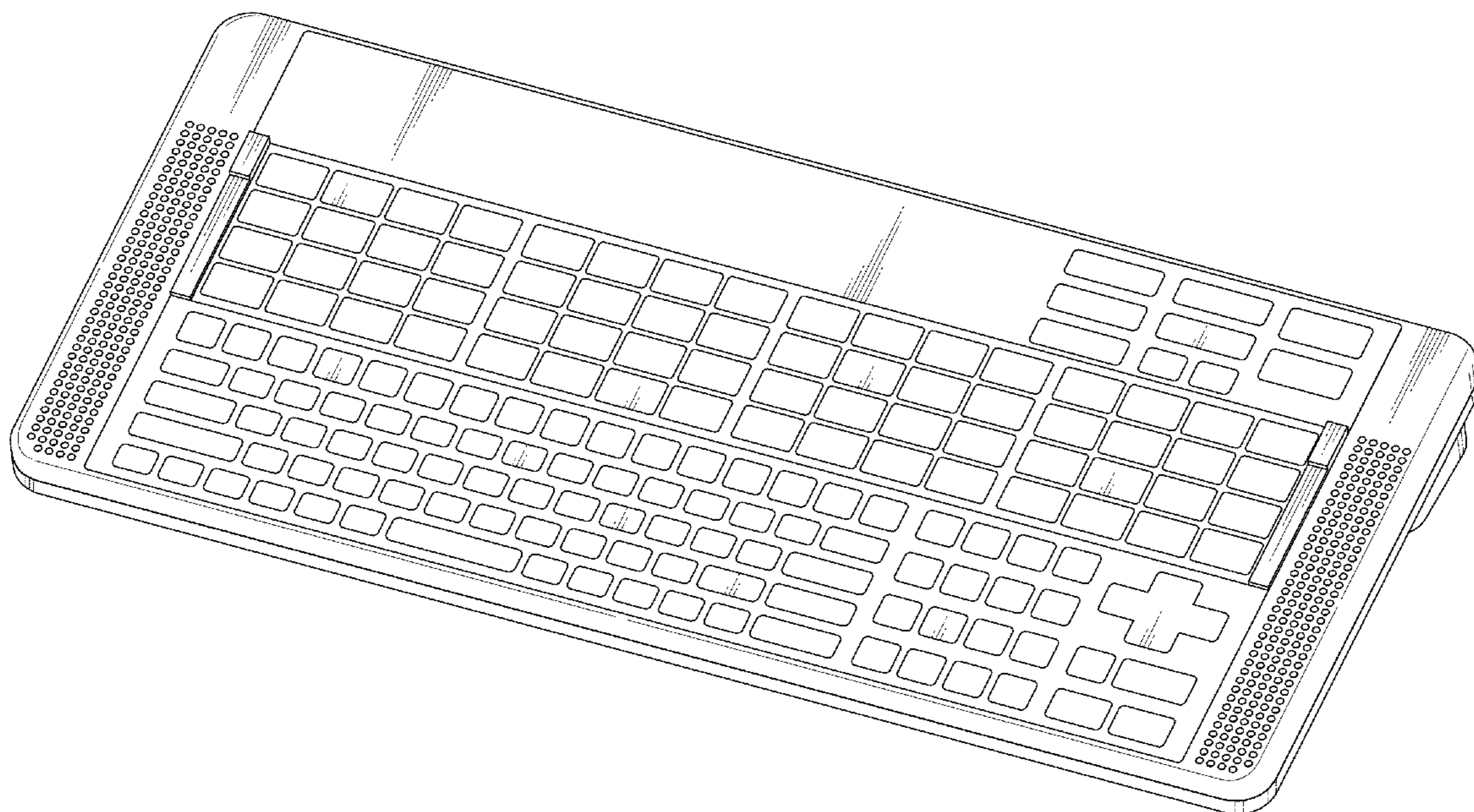
The ornamental design for a keyboard, as shown and described.

DESCRIPTION

FIG. 1 is a perspective view of front, top and right side of a keyboard showing our new design; FIG. 2 is a front view thereof; FIG. 3 is a rear view thereof; FIG. 4 is a left side view thereof; FIG. 5 is a right side view thereof; FIG. 6 is a top view thereof; FIG. 7 is a bottom view thereof; and, FIG. 8 is a top view thereof showing keys on which functional information are indicated.

The broken lines shown are included for the purpose of illustrating the unclaimed portions of a keyboard and form no part of the claimed design.

1 Claim, 6 Drawing Sheets



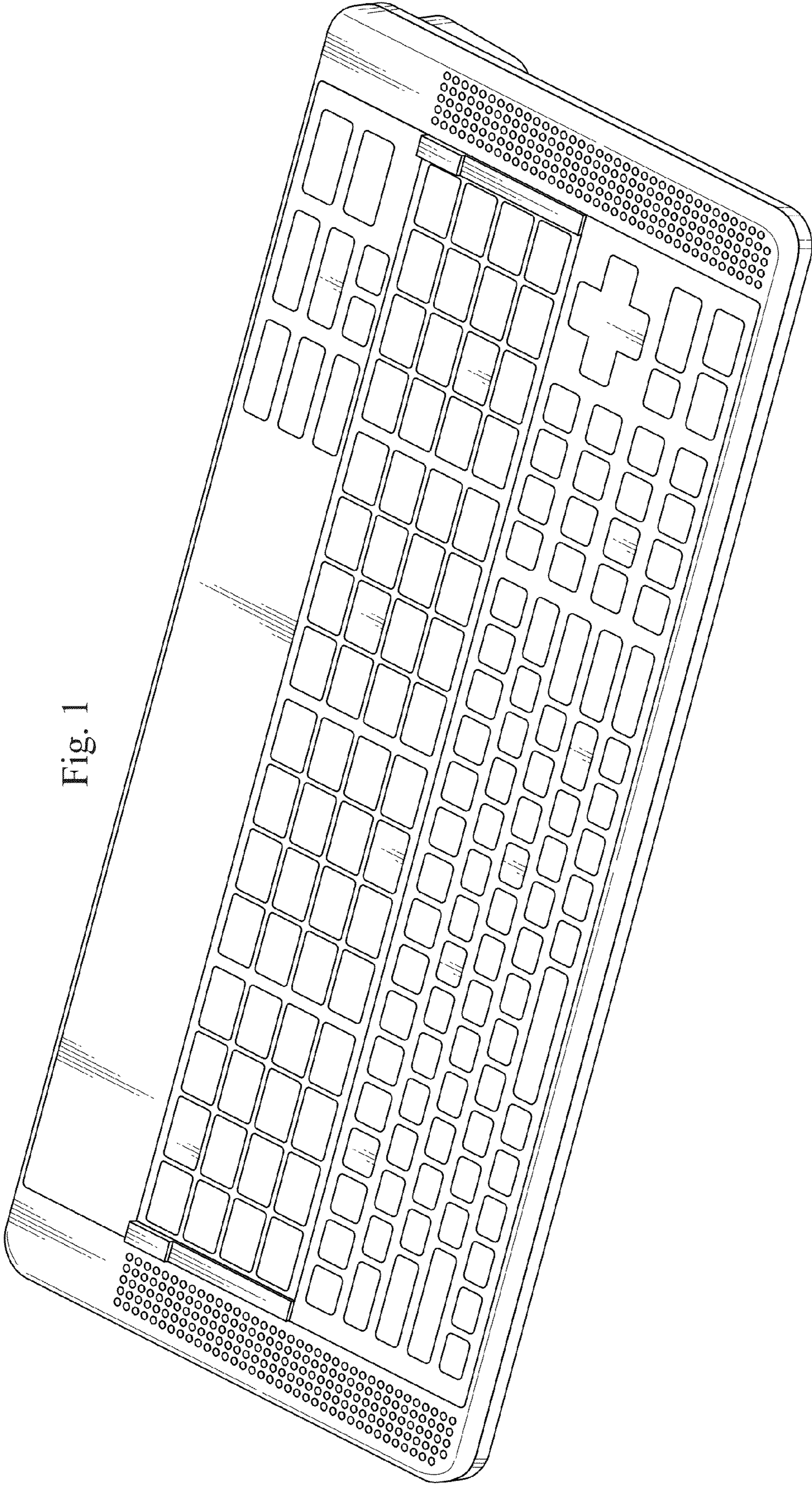


Fig. 1

Fig. 2

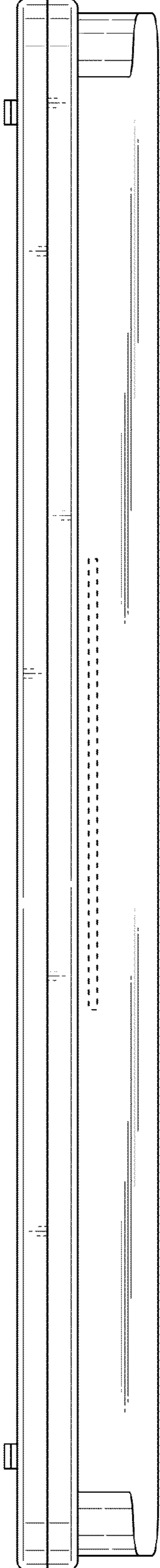


Fig. 3




Fig. 4

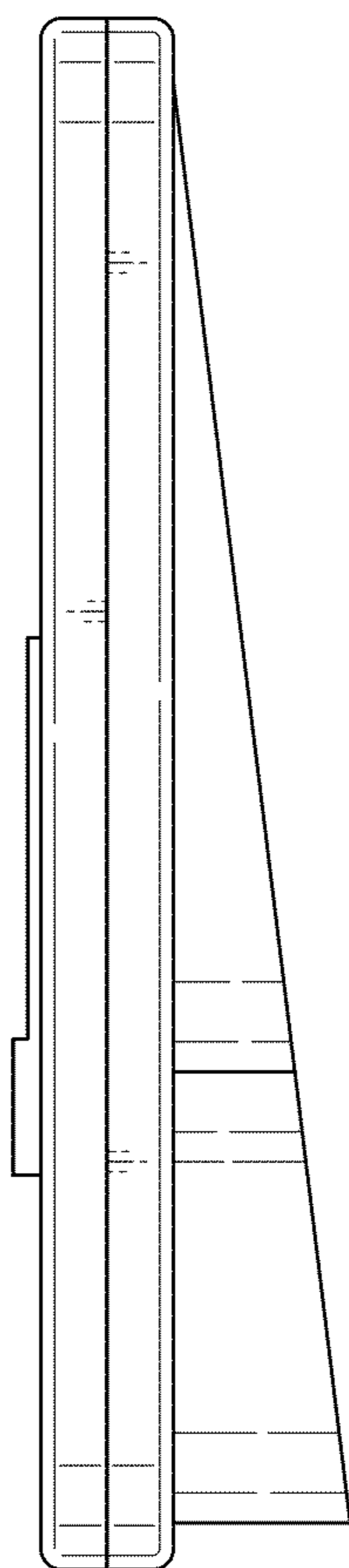
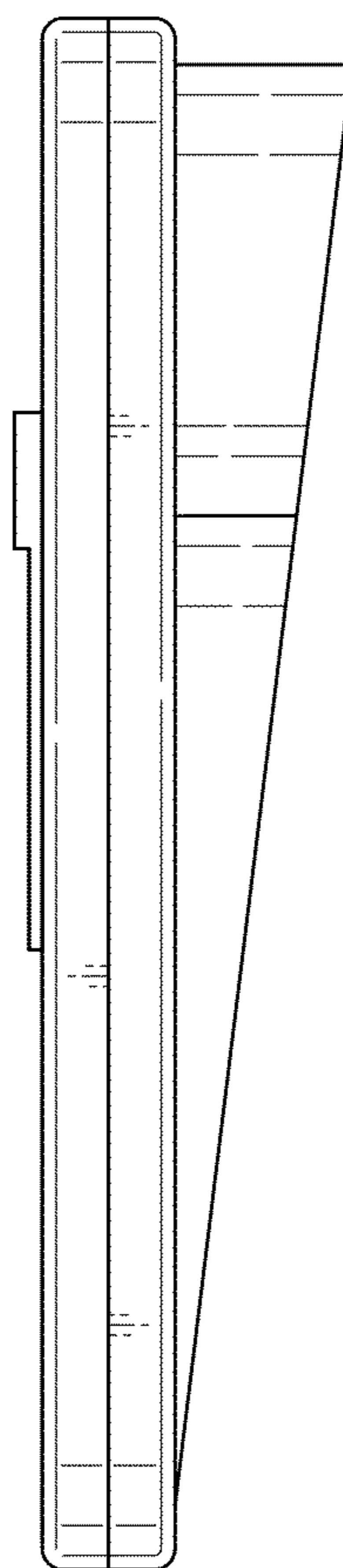


Fig. 5



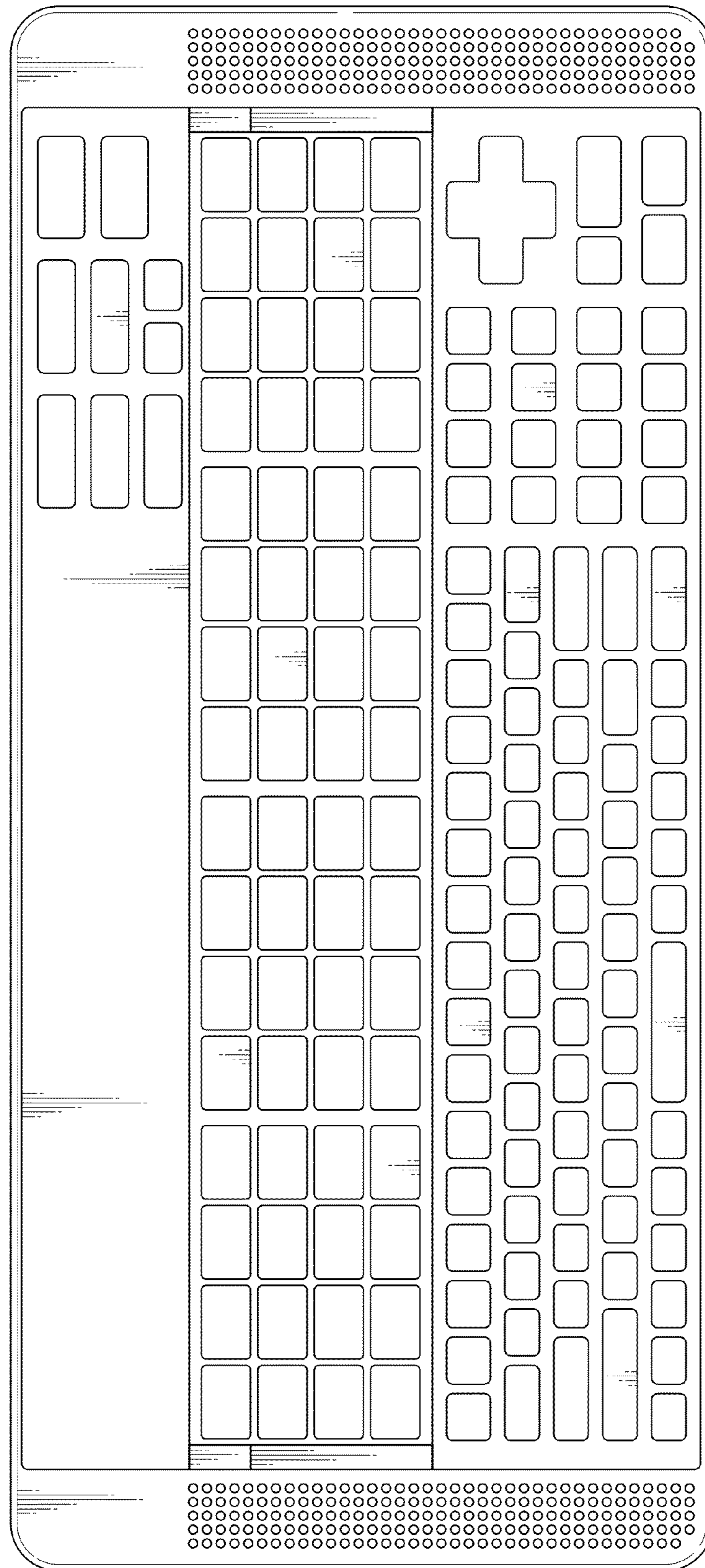


Fig. 6

Fig. 7

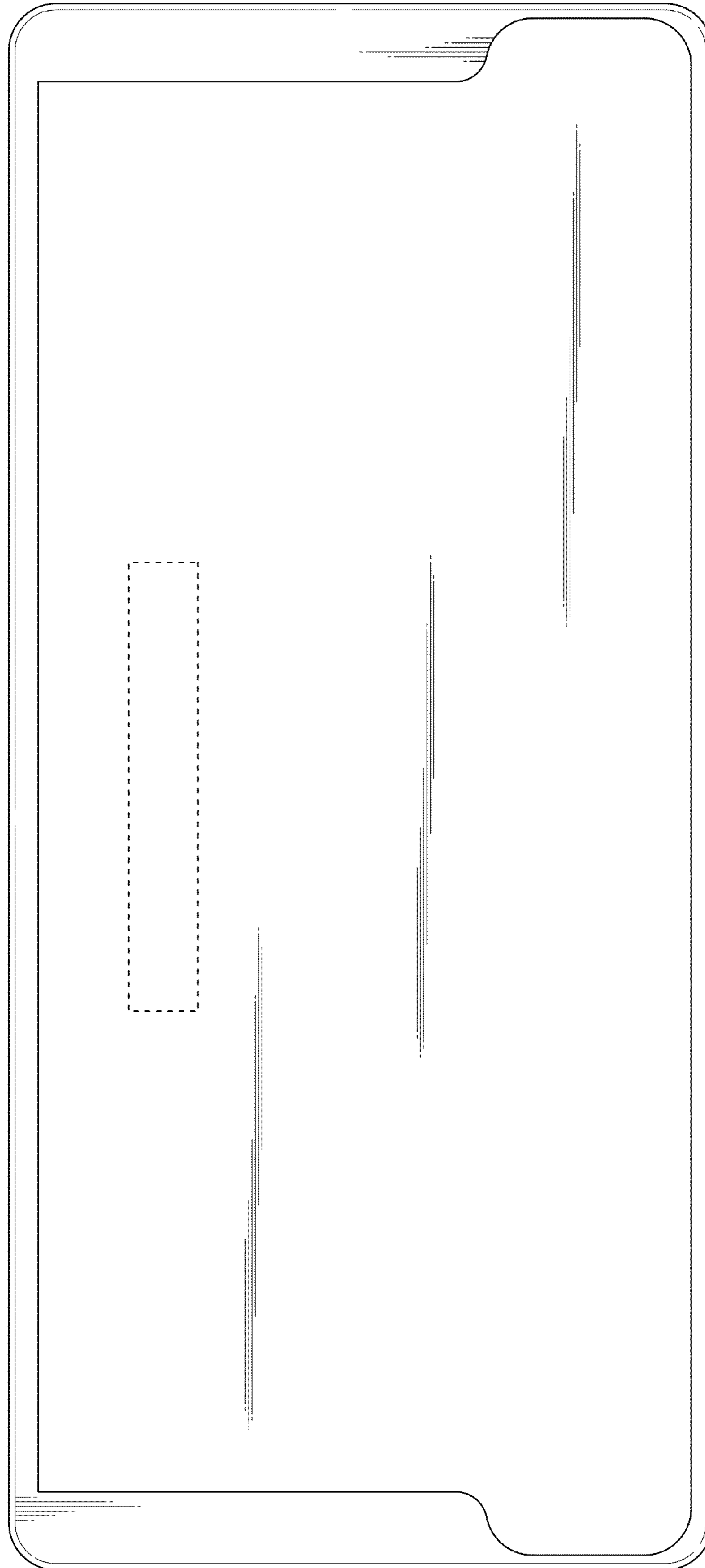


Fig. 8

