



US00D734320S

(12) **United States Design Patent**
Wu

(10) **Patent No.:** **US D734,320 S**
(45) **Date of Patent:** **** Jul. 14, 2015**

(54) **NOTEBOOK COMPUTER**

(56) **References Cited**

(71) Applicant: **Quanta Computer Inc.**, Taoyuan Shien (TW)

U.S. PATENT DOCUMENTS

(72) Inventor: **Chien-Hsien Wu**, Taipei (TW)

D333,130 S *	2/1993	Amber et al.	D14/315
D467,915 S *	12/2002	Wada	D14/322
D480,394 S *	10/2003	Skinner et al.	D14/318
D591,282 S *	4/2009	Jen	D14/315
D606,990 S *	12/2009	Chen et al.	D14/327
D615,539 S *	5/2010	Jen	D14/315
D627,342 S *	11/2010	Lin et al.	D14/315

(73) Assignee: **QUANTA COMPUTER INC.**, Guishan Dist. Taoyuan (TW)

(**) Term: **14 Years**

* cited by examiner

(21) Appl. No.: **29/487,023**

Primary Examiner — Freda S Nunn

(22) Filed: **Apr. 4, 2014**

(74) *Attorney, Agent, or Firm* — Rabin & Berdo, P.C.

(30) **Foreign Application Priority Data**

(57) **CLAIM**

The ornamental design for a notebook computer, as shown and described.

Feb. 13, 2014 (TW) 103300794

(51) **LOC (10) Cl.** **14-02**

DESCRIPTION

(52) **U.S. Cl.**
USPC **D14/315**

FIG. 1 is a perspective view of a notebook computer showing my new design;

(58) **Field of Classification Search**
USPC D14/315-327; D18/1, 2, 7, 11;

FIG. 2 is a front view thereof;

235/145 A, 145 R; 341/22, 23; 345/104, 345/156, 168, 169, 173; 361/679.08, 361/679.09, 679.11, 679.26, 679.27

FIG. 3 is a rear view thereof;

CPC G06F 1/16; G06F 1/1616; H01R 35/02; H03M 11/00; G09B 13/04; H03K 17/94

FIG. 4 is a left side view thereof;

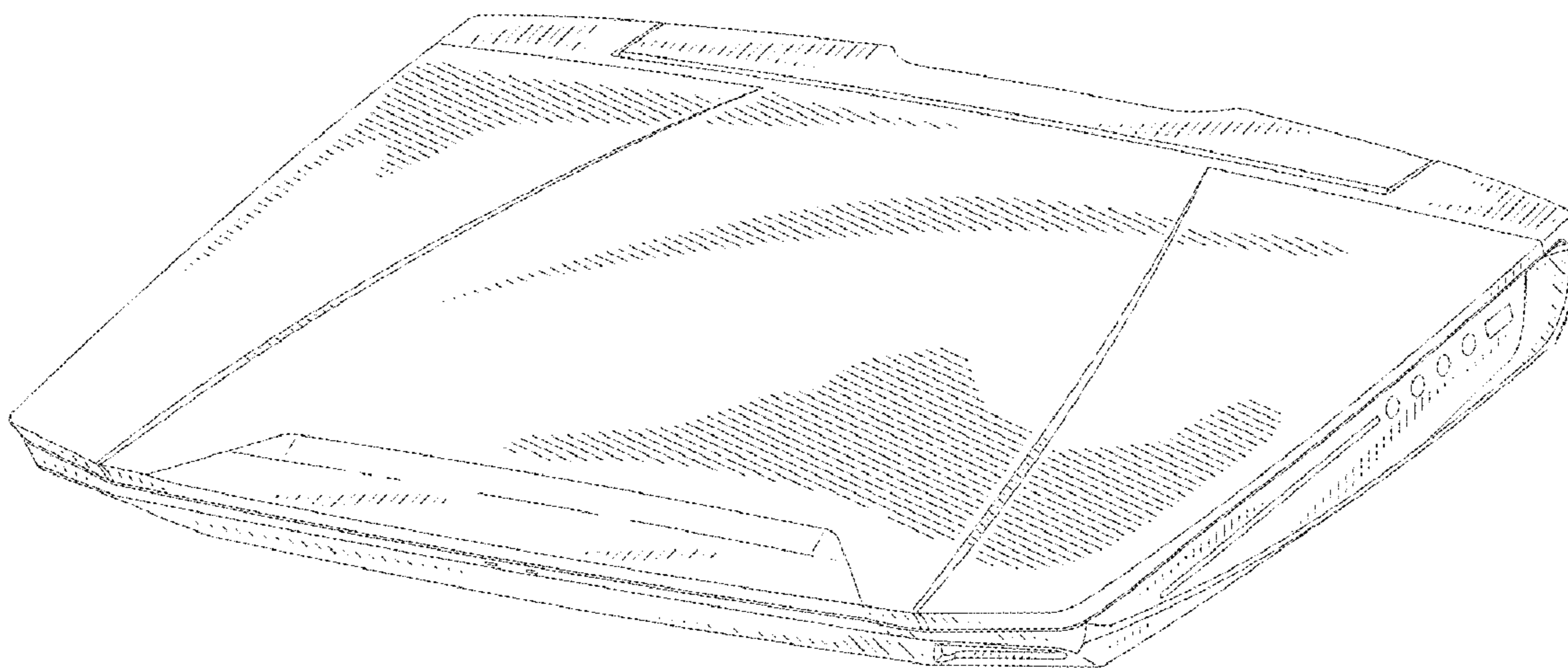
See application file for complete search history.

FIG. 5 is a right side view thereof;

FIG. 6 is a top view thereof; and,

FIG. 7 is a bottom view thereof.

1 Claim, 7 Drawing Sheets



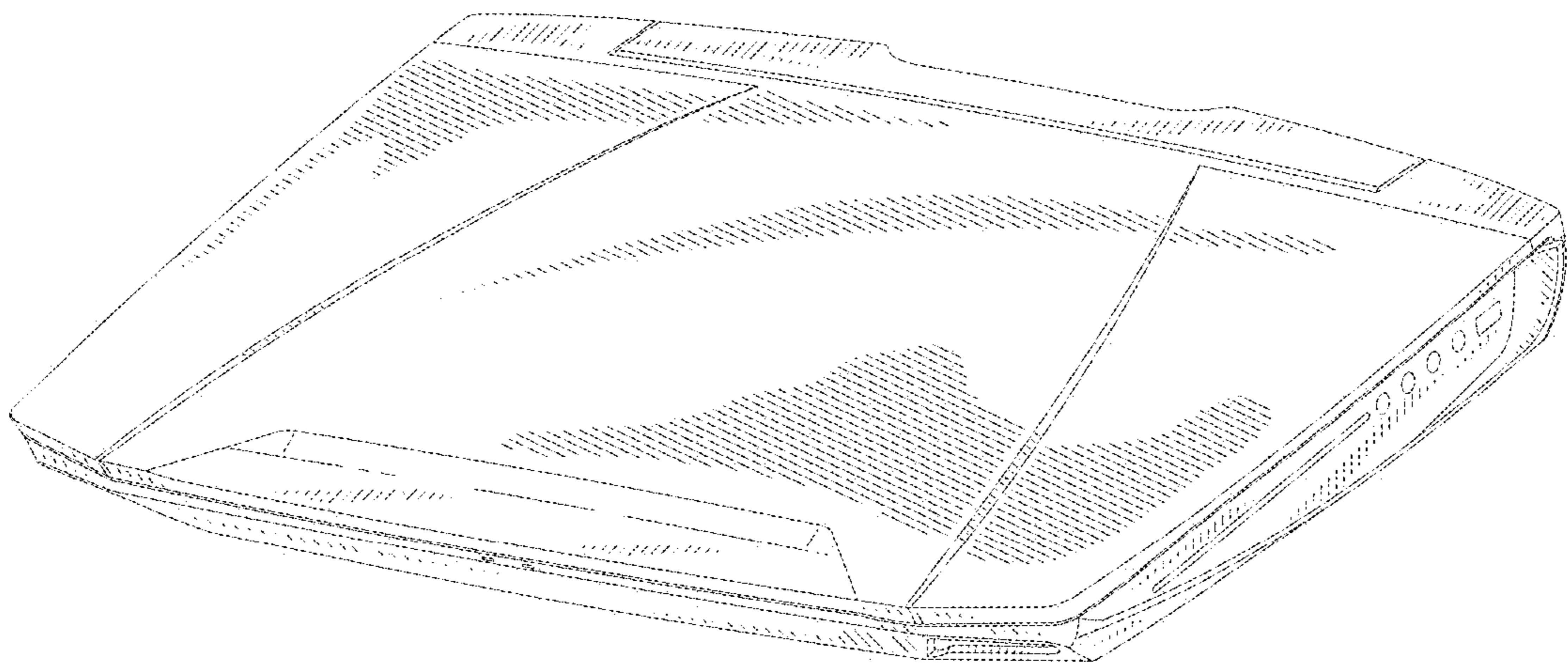


Fig. 1

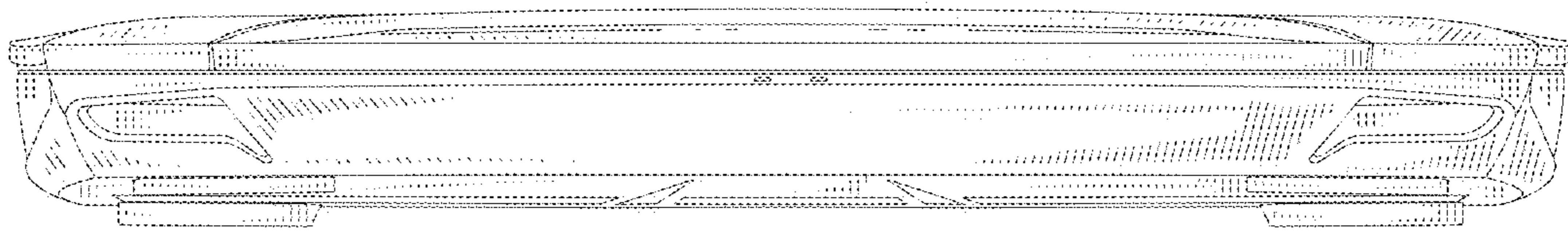


Fig. 2

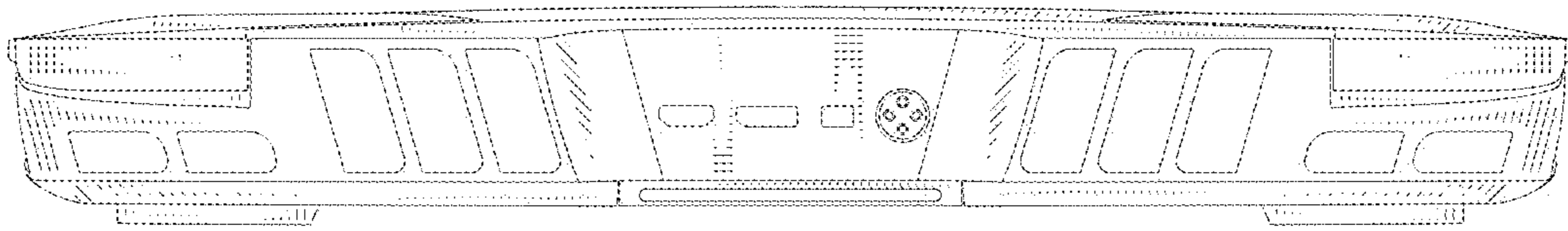


Fig. 3

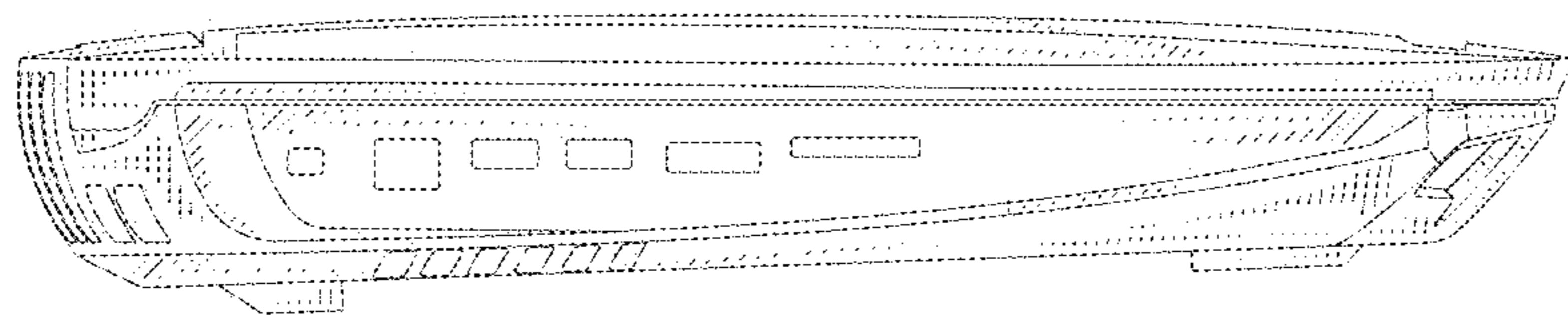


Fig. 4




Fig. 5

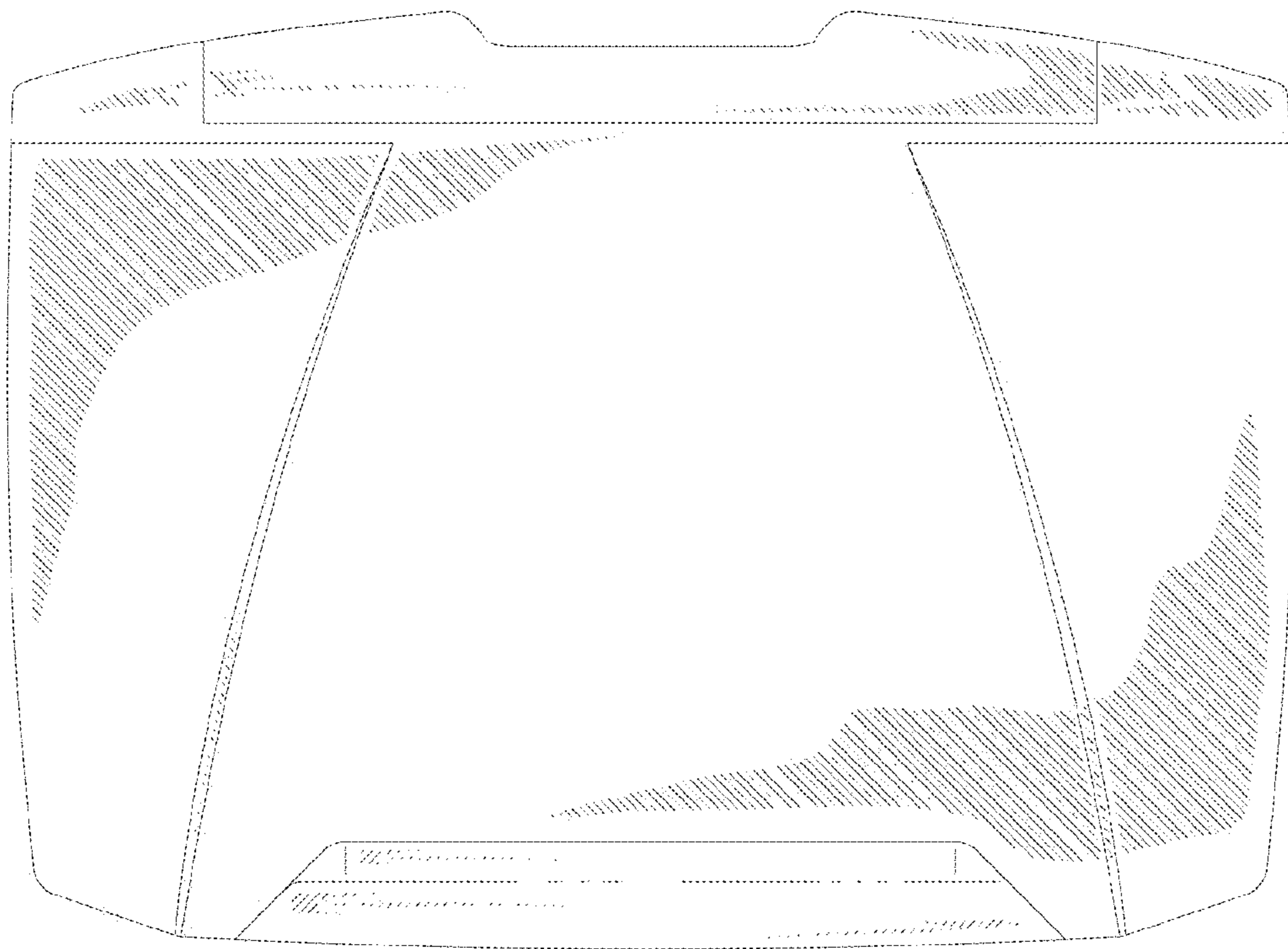


Fig. 6

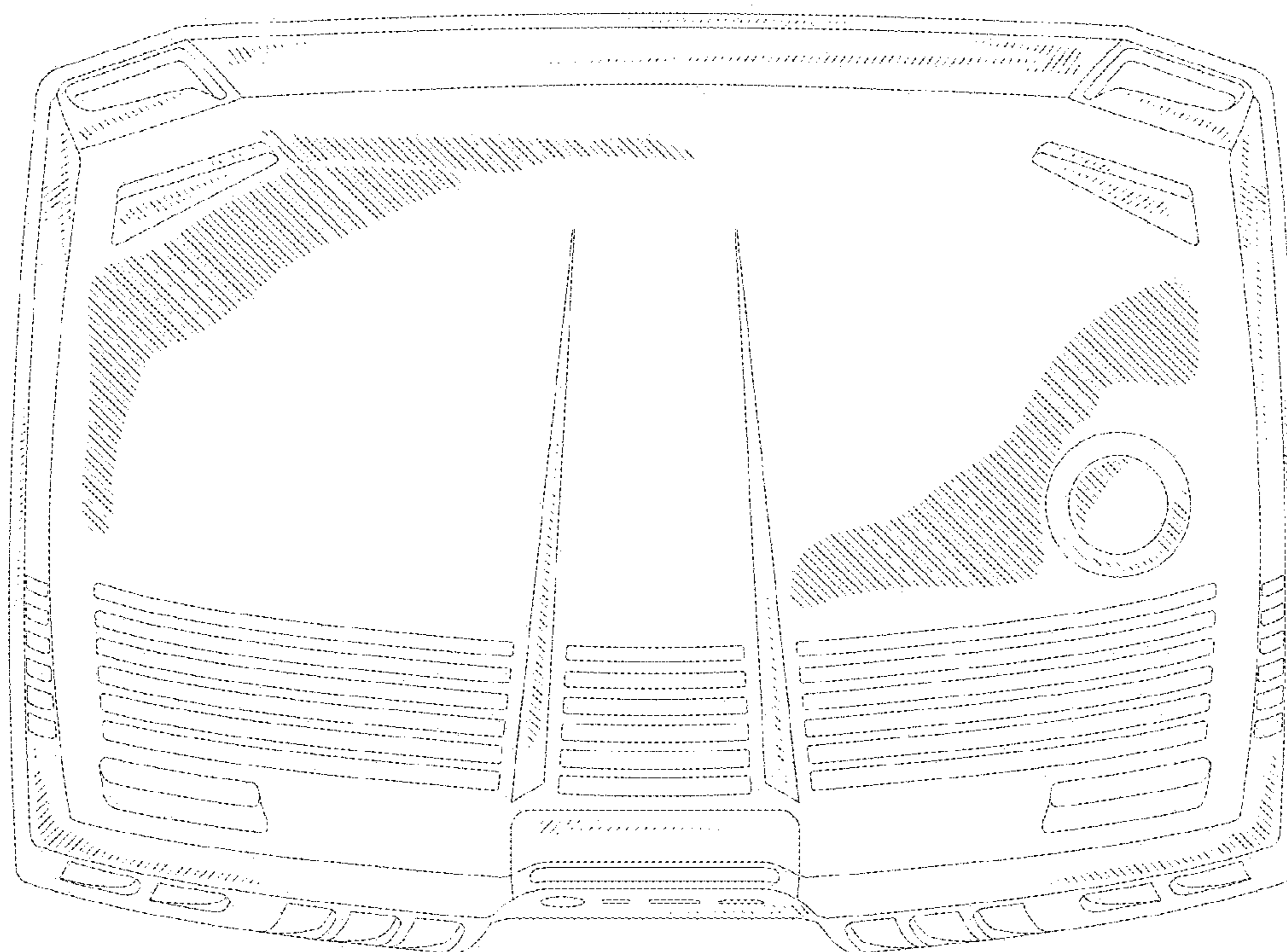


Fig. 7