



US00D734318S

(12) **United States Design Patent**
Lee et al.

(10) **Patent No.:** **US D734,318 S**
(45) **Date of Patent:** **** Jul. 14, 2015**

(54) **NOTEBOOK COMPUTER**

D169,399 S * 4/1953 Wagner D5/47
6,995,813 B2 * 2/2006 Shin 349/58
7,106,579 B2 * 9/2006 Maskatia et al. 361/679.28
D621,396 S * 8/2010 Lee et al. D14/252

(71) Applicant: **Samsung Electronics Co., Ltd.**,
Suwon-si (KR)

FOREIGN PATENT DOCUMENTS

(72) Inventors: **Jooyeon Lee**, Gunposi (KR); **Kyu Eun Hwang**, Seoul (KR); **Whan Oh Sung**, Seoul (KR); **Youngkeun Lee**, Seoul (KR); **Jochen Backs**, San Francisco, CA (US)

EM 001148175-0002 6/2009
EM 001926783-0001 10/2011

(73) Assignee: **Samsung Electronics Co., Ltd.**,
Suwon-si (KR)

OTHER PUBLICATIONS

Russian Office Action issued Apr. 22, 2014 in counterpart Russian Design Patent Application No. 2013503481 (3 pages, in Russian).

(**) Term: **14 Years**

* cited by examiner

(21) Appl. No.: **29/466,203**

Primary Examiner — Freda S Nunn

(22) Filed: **Sep. 5, 2013**

(74) *Attorney, Agent, or Firm* — NSIP Law

(30) **Foreign Application Priority Data**

(57) **CLAIM**

Mar. 5, 2013 (KR) 30-2013-0011223

The ornamental design for a notebook computer, as shown and described.

(51) **LOC (10) Cl.** **14-02**

DESCRIPTION

(52) **U.S. Cl.**

USPC **D14/315**

(58) **Field of Classification Search**

USPC D14/315-327, 331; D18/1, 2, 7, 11;
235/145 A, 145 R; 341/22, 23; 345/104,
345/156, 168, 169, 173; 361/679.06,
361/679.08, 679.09, 679.11, 679.26,
361/679.27; 379/433.12, 433.13; D5/47

FIG. 1 is a front perspective view of a notebook computer showing our new design;
FIG. 2 is a front view thereof;
FIG. 3 is a rear view thereof;
FIG. 4 is a left-side view thereof;
FIG. 5 is a right-side view thereof;
FIG. 6 is a top view thereof; and
FIG. 7 is a bottom view thereof.

See application file for complete search history.

The broken lines are for environmental purposes only and form no part of the claimed design. The long-dash-short-dash broken lines in the figures represent an unclaimed boundary line and form no part of the claimed design.

(56) **References Cited**

U.S. PATENT DOCUMENTS

D95,144 S * 4/1935 Peabody D5/47
D130,037 S * 10/1941 Weinblum D5/47

1 Claim, 7 Drawing Sheets




FIG. 1




FIG. 2




FIG. 3



FIG. 4




FIG. 5




FIG.6

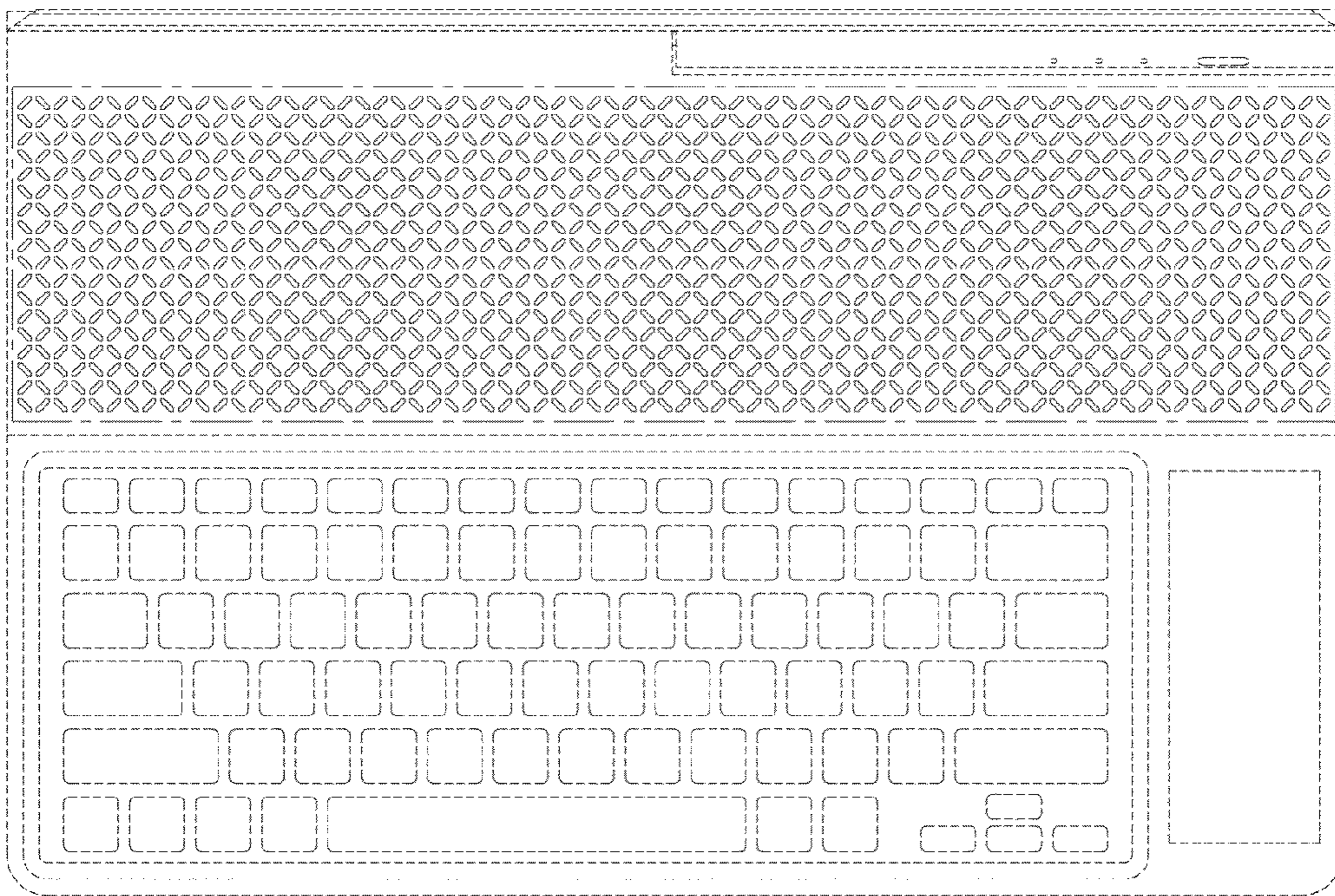


FIG. 7

