

US00D734317S

(12) **United States Design Patent**  
**Recor et al.**

(10) **Patent No.:** **US D734,317 S**  
(45) **Date of Patent:** **\*\* Jul. 14, 2015**

(54) **CARD READER**

(71) Applicants: **Bret Recor**, San Francisco, CA (US);  
**Seth Murray**, Oakland, CA (US); **Serge Beaulieu**, San Francisco, CA (US)

(72) Inventors: **Bret Recor**, San Francisco, CA (US);  
**Seth Murray**, Oakland, CA (US); **Serge Beaulieu**, San Francisco, CA (US)

(73) Assignee: **Payclip, Inc.**, Redwood City, CA (US)

(\*\*) Term: **14 Years**

(21) Appl. No.: **29/456,095**

(22) Filed: **May 28, 2013**

(51) **LOC (10) Cl.** ..... **14-02**

(52) **U.S. Cl.**  
USPC ..... **D14/307**

(58) **Field of Classification Search**  
USPC ..... D14/356–358, 383–385, 420, 426, 427,  
D14/432–439, 447, 453, 454, 217, 253,  
D14/299; D13/107, 108, 133, 146, 147,  
D13/152, 154, 156, 158, 162, 162.1, 168,  
D13/173, 177, 102; 235/441, 451, 492, 380,  
235/439, 375; 361/679.31, 600, 679.01,  
361/679.02  
CPC ... G06Q 20/347; G06Q 20/322; G06Q 40/02;  
G06Q 30/06; G07F 7/0886

See application file for complete search history.

(56) **References Cited**

U.S. PATENT DOCUMENTS

D422,976 S *	4/2000	Su	.....	D14/385
D536,695 S *	2/2007	Griffin	.....	D14/230
D590,828 S *	4/2009	Sherrod et al.	.....	D14/385
D592,661 S *	5/2009	Woo et al.	.....	D14/358
D659,396 S *	5/2012	Hsu	.....	D3/294
D700,606 S *	3/2014	Lo	.....	D14/385
D706,266 S *	6/2014	Rotsaert	.....	D14/385
D710,361 S *	8/2014	Park et al.	.....	D14/420
D711,876 S *	8/2014	McWilliam et al.	.....	D14/385

\* cited by examiner

*Primary Examiner* — Austin Murphy

(74) *Attorney, Agent, or Firm* — Greenberg Traurig, LLP;  
Chinh H. Pham; Todd C. Basile

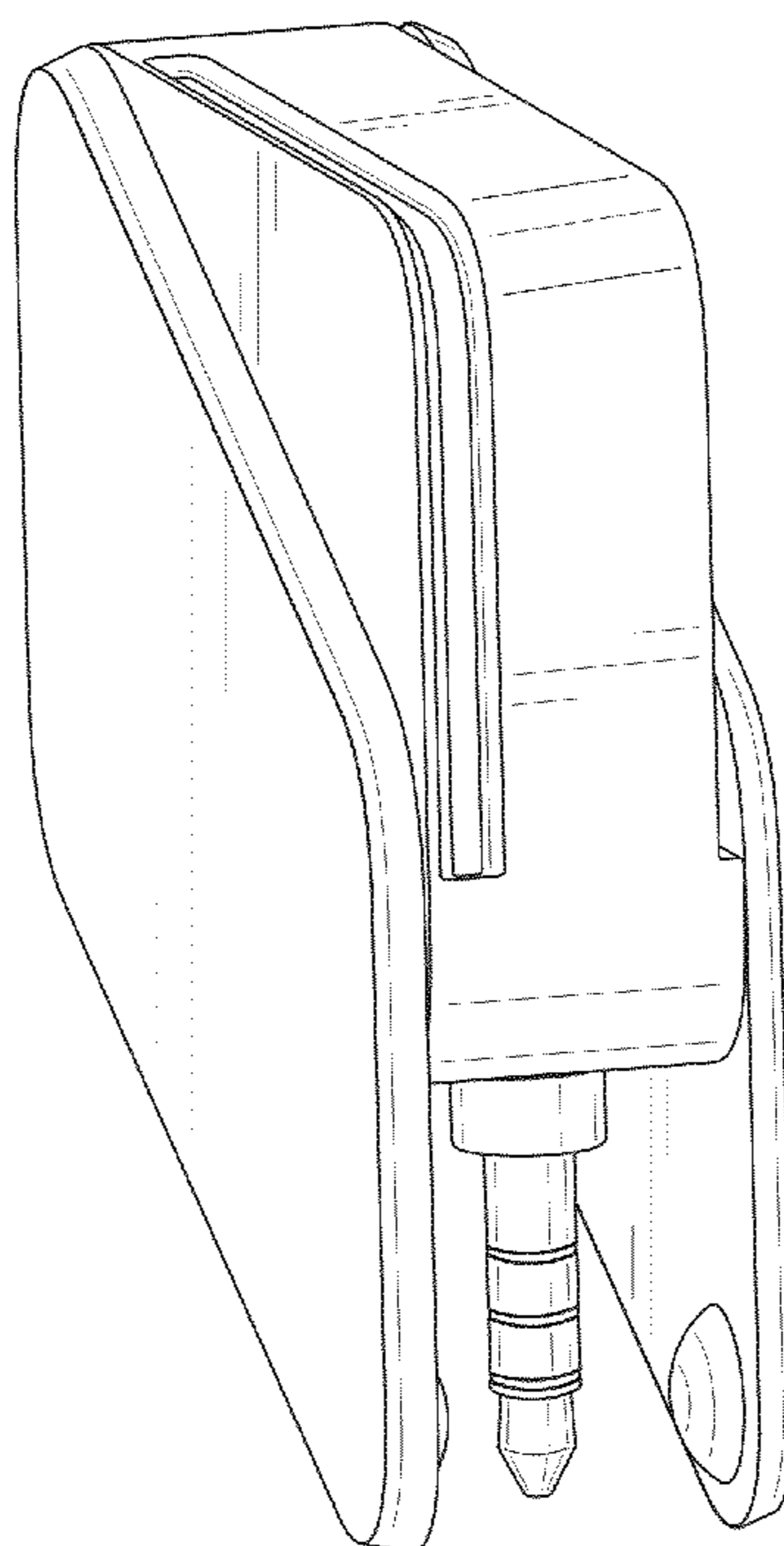
(57) **CLAIM**

The ornamental design for a card reader, as shown and described.

**DESCRIPTION**

FIG. 1 is a perspective view of a card reader;  
FIG. 2 is a front view of a card reader;  
FIG. 3 is a back view of a card reader;  
FIG. 4 is a left side view of a card reader;  
FIG. 5 is a right side view of a card reader;  
FIG. 6 is a top view of a card reader; and,  
FIG. 7 is a bottom view of a card reader.

**1 Claim, 5 Drawing Sheets**



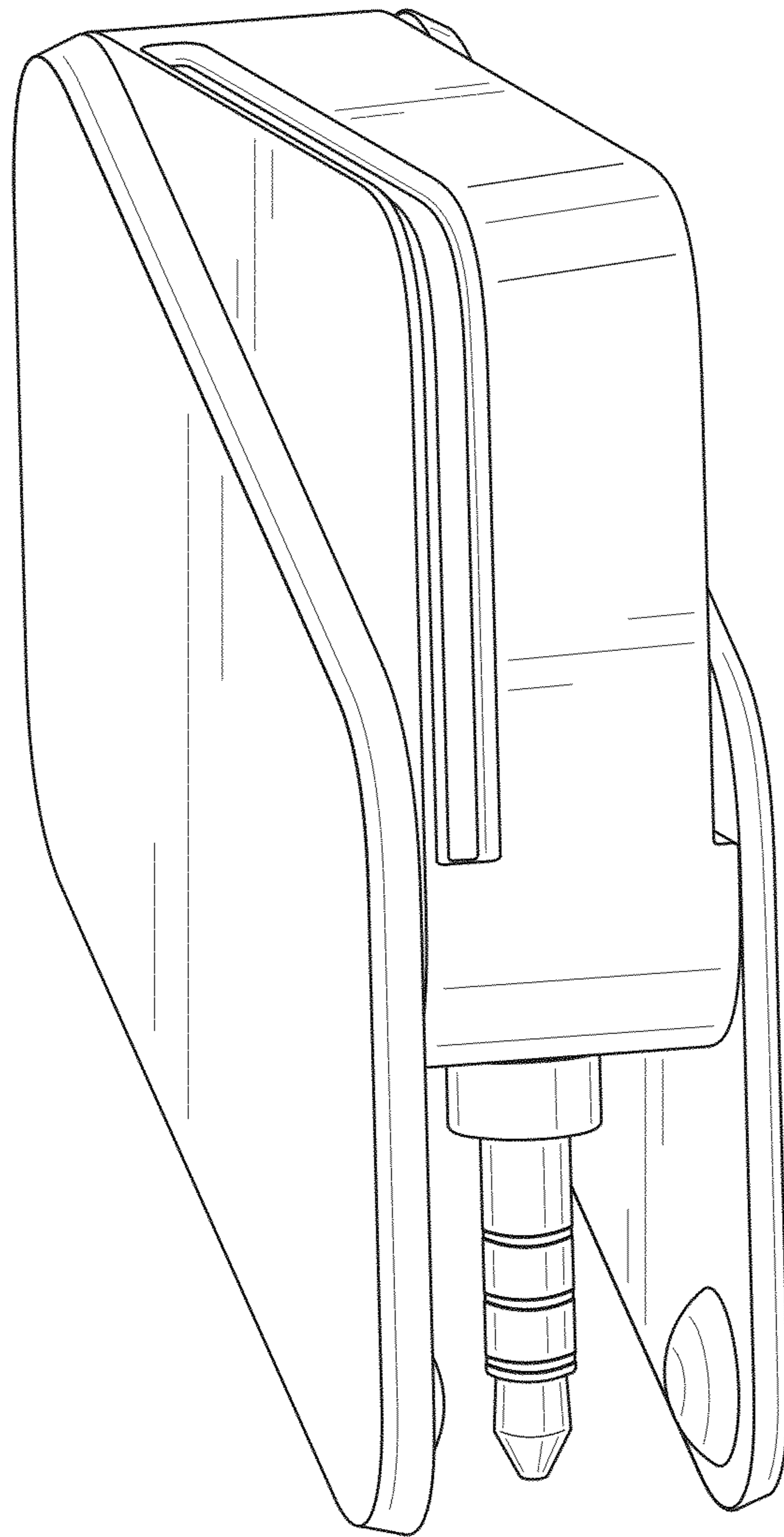


FIG. 1

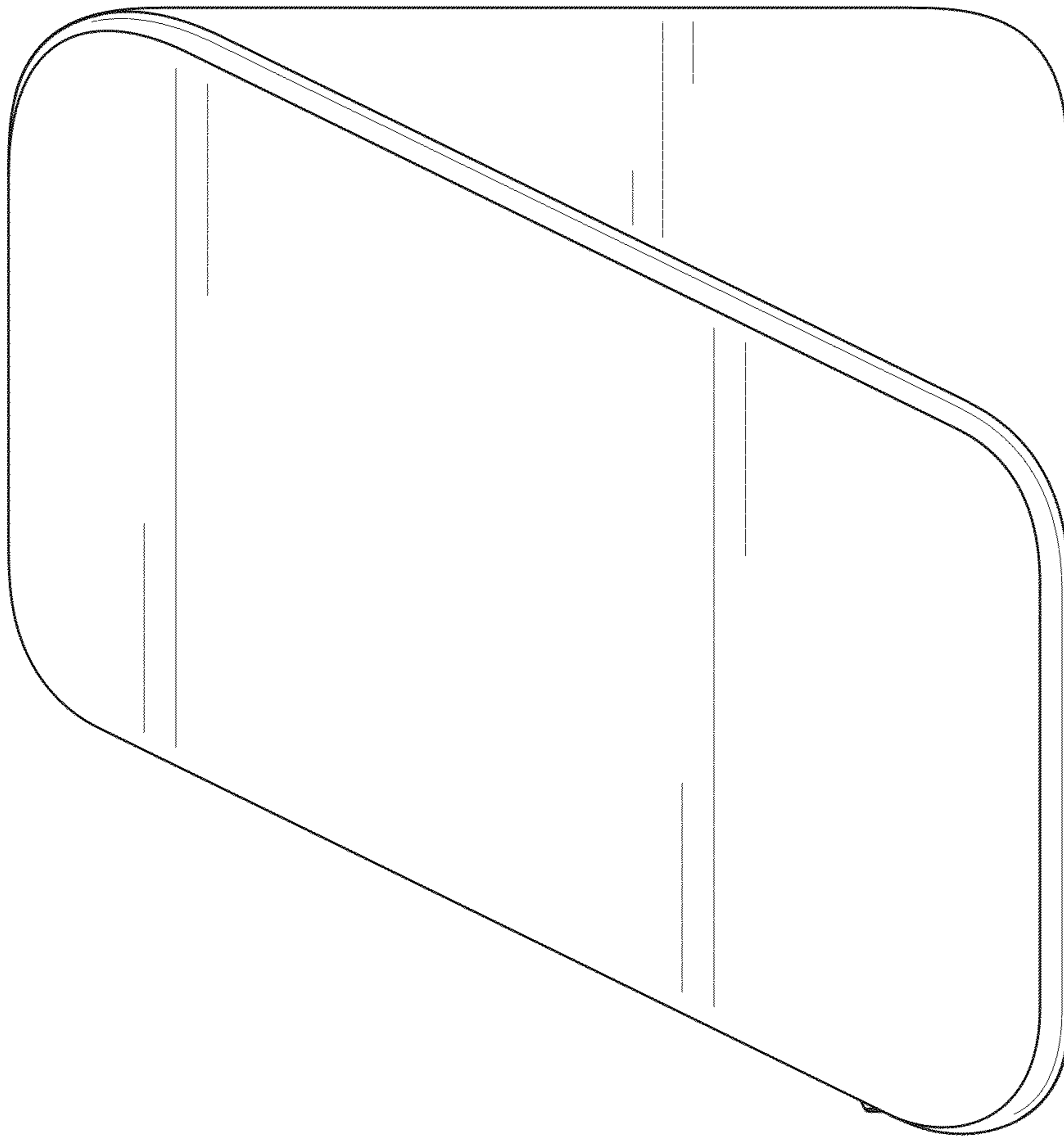


FIG. 2

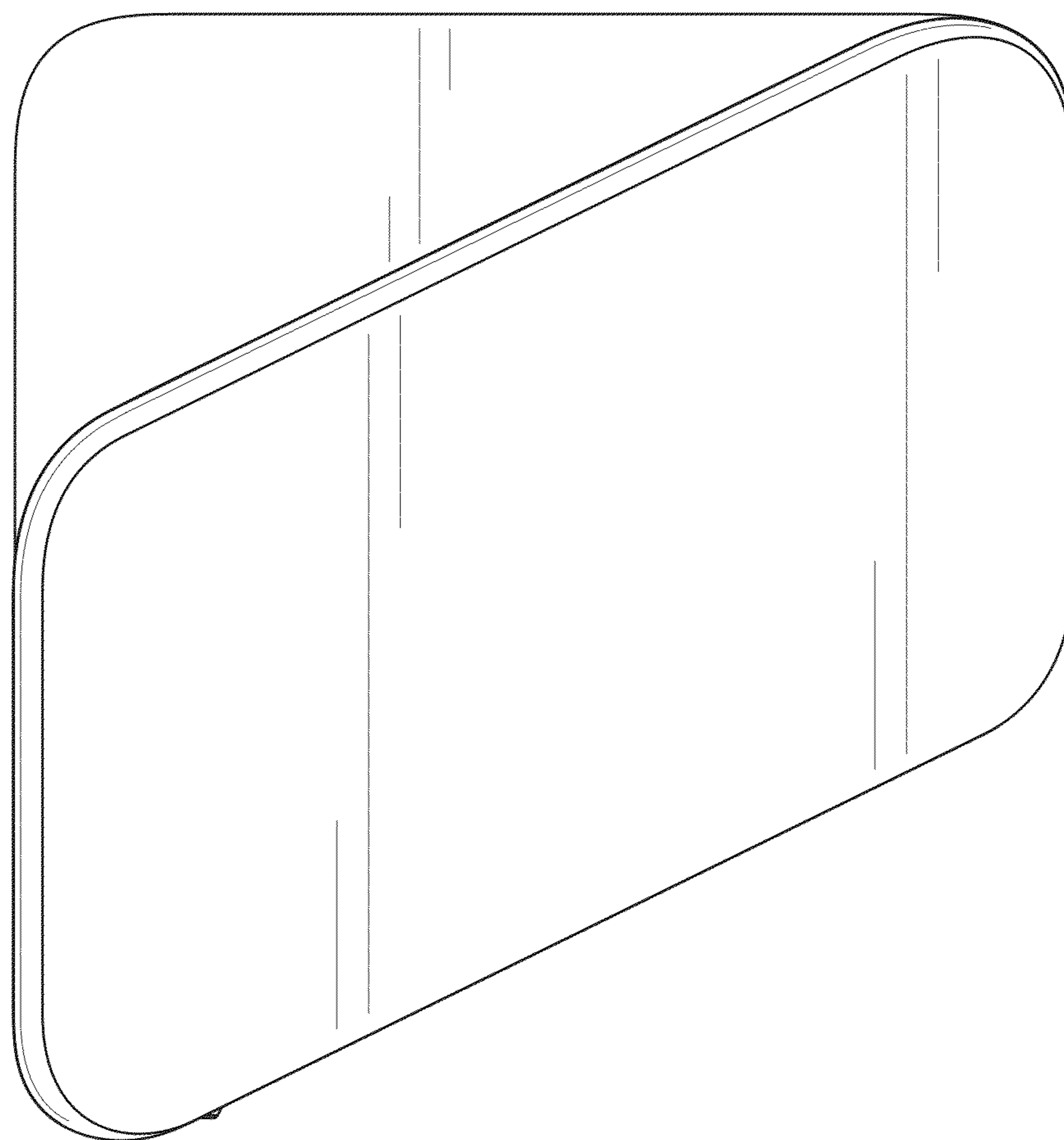


FIG. 3

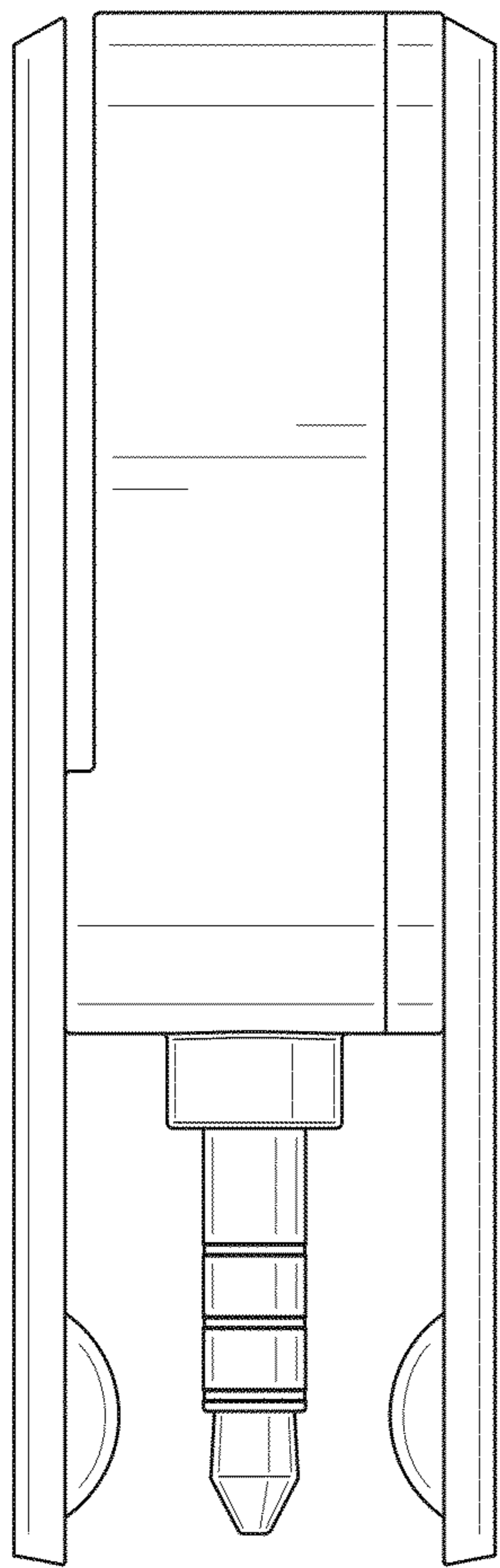


FIG. 4

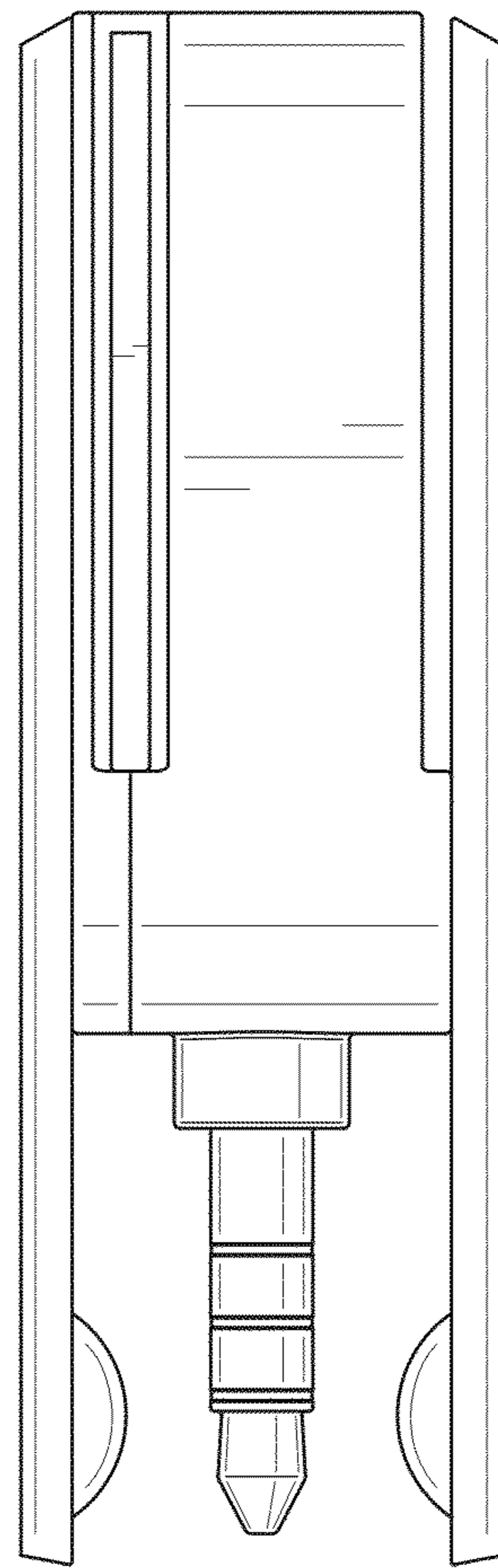


FIG. 5

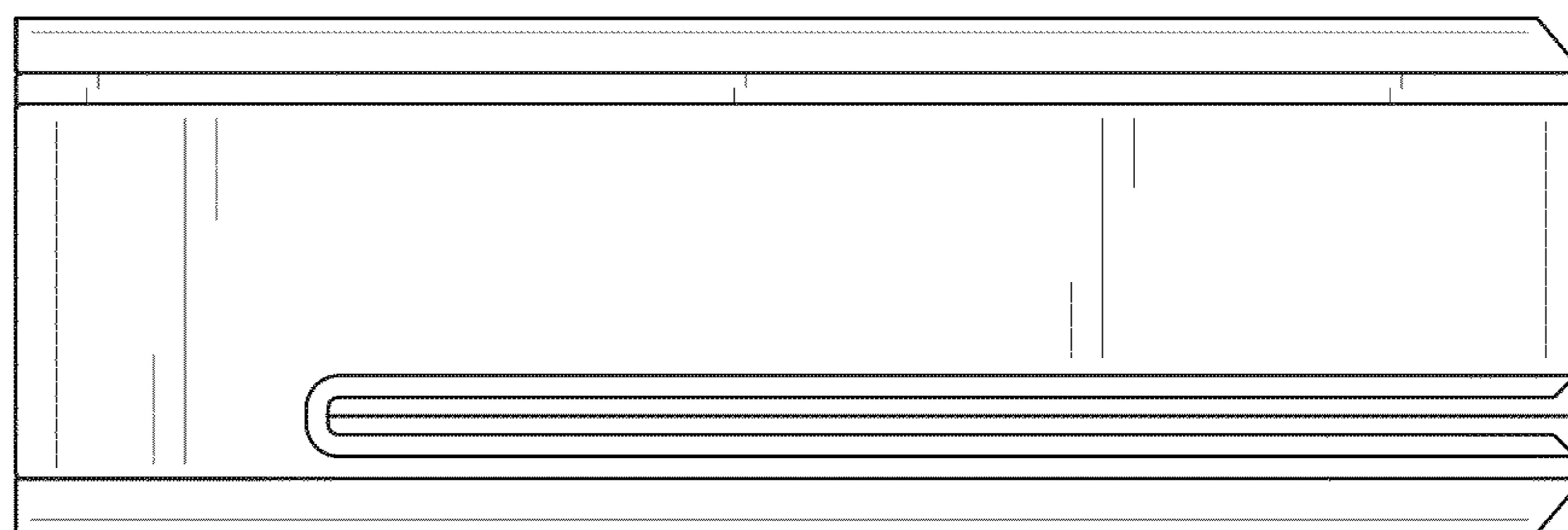


FIG. 6




FIG. 7