



US00D734282S

(12) **United States Design Patent**
Shin et al.

(10) **Patent No.:** **US D734,282 S**
(45) **Date of Patent:** **** Jul. 14, 2015**

(54) **MONITOR**

(71) Applicant: **Samsung Electronics Co., Ltd.**,
Suwon-si, Gyeonggi-do (KR)
(72) Inventors: **Rina Shin**, Seoul (KR); **Hyung-Ho Hwangbo**, Seoul (KR); **Hae-Sung Park**, Seoul (KR); **Christopher Edward Bangle**, Clavesana (IT)
(73) Assignee: **SAMSUNG ELECTRONICS CO., LTD.** (KR)

(**) Term: **14 Years**

(21) Appl. No.: **29/472,283**

(22) Filed: **Nov. 11, 2013**

(30) **Foreign Application Priority Data**
May 11, 2013 (KR) 30-2013-0024884

(51) **LOC (10) Cl.** **14-03**

(52) **U.S. Cl.**
USPC **D14/126**

(58) **Field of Classification Search**
USPC D14/125-134, 239, 371, 136, 374-377, D14/440, 450, 448, 336, 342, 159; 312/7.2; 348/836, 838, 180, 184, 325, 739; 248/917-924, 465; 345/104, 133, 156, 345/168, 87, 173; D21/329, 515, 577, 622, D21/333, 433, 448, 452, 450, 331, 505; D10/15, 26; 446/484, 175, 356; D6/477, 479, 300; D24/185; D34/14
CPC ... G06F 1/1601; G06F 1/1643; H05K 5/0004; H05K 5/0017; H05K 5/02; H05K 5/0217
See application file for complete search history.

(56) **References Cited**

U.S. PATENT DOCUMENTS

D515,082 S *	2/2006	Moskaluk et al.	D14/341
D589,382 S *	3/2009	Gretton	D10/65
D594,356 S *	6/2009	Riddiford	D10/65
D611,942 S *	3/2010	Kemery	D14/341
D625,306 S *	10/2010	Miyawaki	D14/341
7,930,009 B2 *	4/2011	Todune	455/575.4
D649,967 S *	12/2011	Chiu	D14/341
D667,399 S *	9/2012	Koh	D14/341
D672,344 S *	12/2012	Li	D14/341
D716,243 S *	10/2014	Kim et al.	D14/126
D722,986 S *	2/2015	Zwier et al.	D14/126

* cited by examiner

Primary Examiner — Raphael Barkai

(74) *Attorney, Agent, or Firm* — Cantor Colburn LLP

(57) **CLAIM**

The ornamental design for a monitor, as shown and described.

DESCRIPTION

FIG. 1 is a perspective view of a monitor, showing our new design;
FIG. 2 is a front view thereof;
FIG. 3 is a rear view thereof;
FIG. 4 is a side view thereof;
FIG. 5 is a another side view thereof;
FIG. 6 is a top plan view thereof;
FIG. 7 is a bottom plan view thereof; and,
FIG. 8 is a rear perspective view thereof.
The shade lines in the figures show contour and not surface ornamentation.

1 Claim, 6 Drawing Sheets




FIG. 1

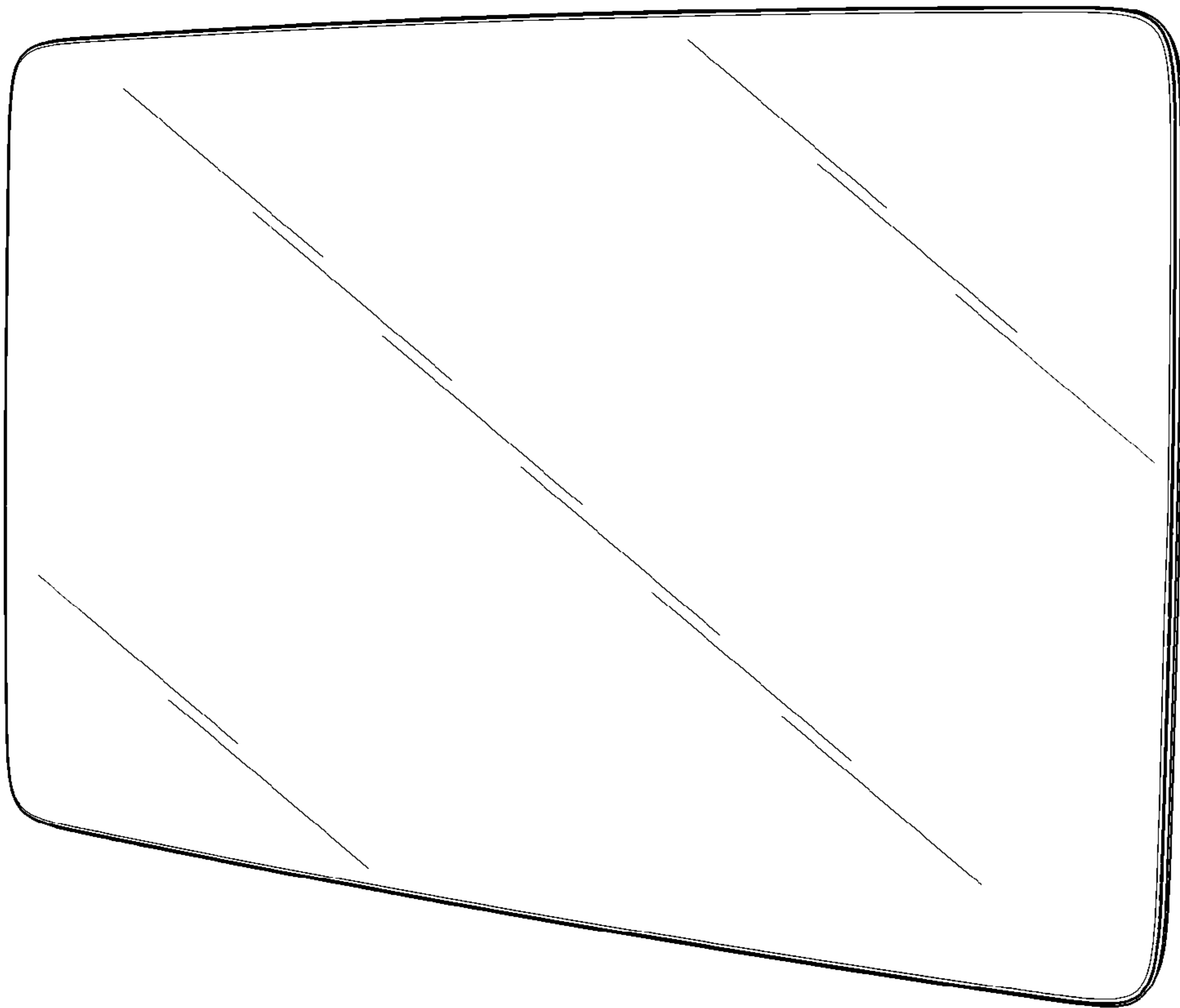


FIG. 2




FIG. 3




FIG. 4



FIG. 5



FIG. 6



FIG. 7

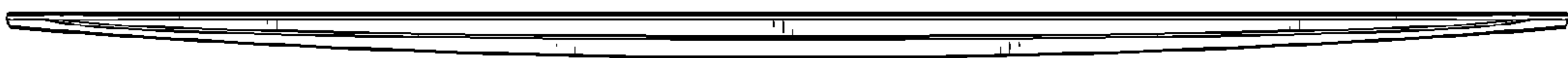


FIG. 8

