

US00D734258S

(12) **United States Design Patent**
Yin

(10) **Patent No.:** **US D734,258 S**
(45) **Date of Patent:** **** Jul. 14, 2015**

- (54) **POWER STORAGE DEVICE**
- (71) Applicant: **Xiangzhu Yin**, Sanchazi Town (CN)
- (72) Inventor: **Xiangzhu Yin**, Sanchazi Town (CN)
- (**) Term: **14 Years**
- (21) Appl. No.: **29/460,389**
- (22) Filed: **Jul. 10, 2013**
- (51) **LOC (10) Cl.** **13-02**
- (52) **U.S. Cl.**
USPC **D13/110; D13/107**
- (58) **Field of Classification Search**
USPC D13/107–110, 118–119, 184, 199;
D15/9; 320/103–115
CPC Y02E 60/12; Y02T 90/14; Y02T 90/122;
Y02T 90/128; Y02T 90/163; Y02T 10/7005;
Y02T 10/705; Y02T 10/7088; H02J 7/025;
H02J 7/0034; H02J 7/0042; H02J 7/0044;
H02J 7/0045; H02J 7/0054; H02J 7/1423;
H02J 7/0003; H02J 2001/006; H01F 38/14;
H01R 13/6675; H01M 2/1022; H01M 2/1055;
H01M 10/44; H01M 10/46; H01M 10/425;
B60L 11/182
See application file for complete search history.

D464,620	S	*	10/2002	Krieger et al.	D13/110
D464,935	S	*	10/2002	Krieger et al.	D13/110
D527,340	S	*	8/2006	Christiani et al.	D13/107
D530,272	S	*	10/2006	Hulden	D13/107
D549,170	S	*	8/2007	Yen et al.	D13/107
D585,822	S	*	2/2009	Hsu	D13/107
7,573,229	B2	*	8/2009	Arakelian	320/107
D615,490	S	*	5/2010	Chien	D13/107
D636,332	S	*	4/2011	Hsu	D13/109
D662,048	S	*	6/2012	Roberts et al.	D13/107
D664,499	S	*	7/2012	Workman et al.	D13/107
D695,680	S	*	12/2013	Workman et al.	D13/103
D706,710	S	*	6/2014	Inskeep	D13/107
2007/0285049	A1	*	12/2007	Krieger et al.	320/105

* cited by examiner

Primary Examiner — Rosemary K Tarcza
(74) *Attorney, Agent, or Firm* — Hamre, Schumann, Mueller & Larson, P.C.

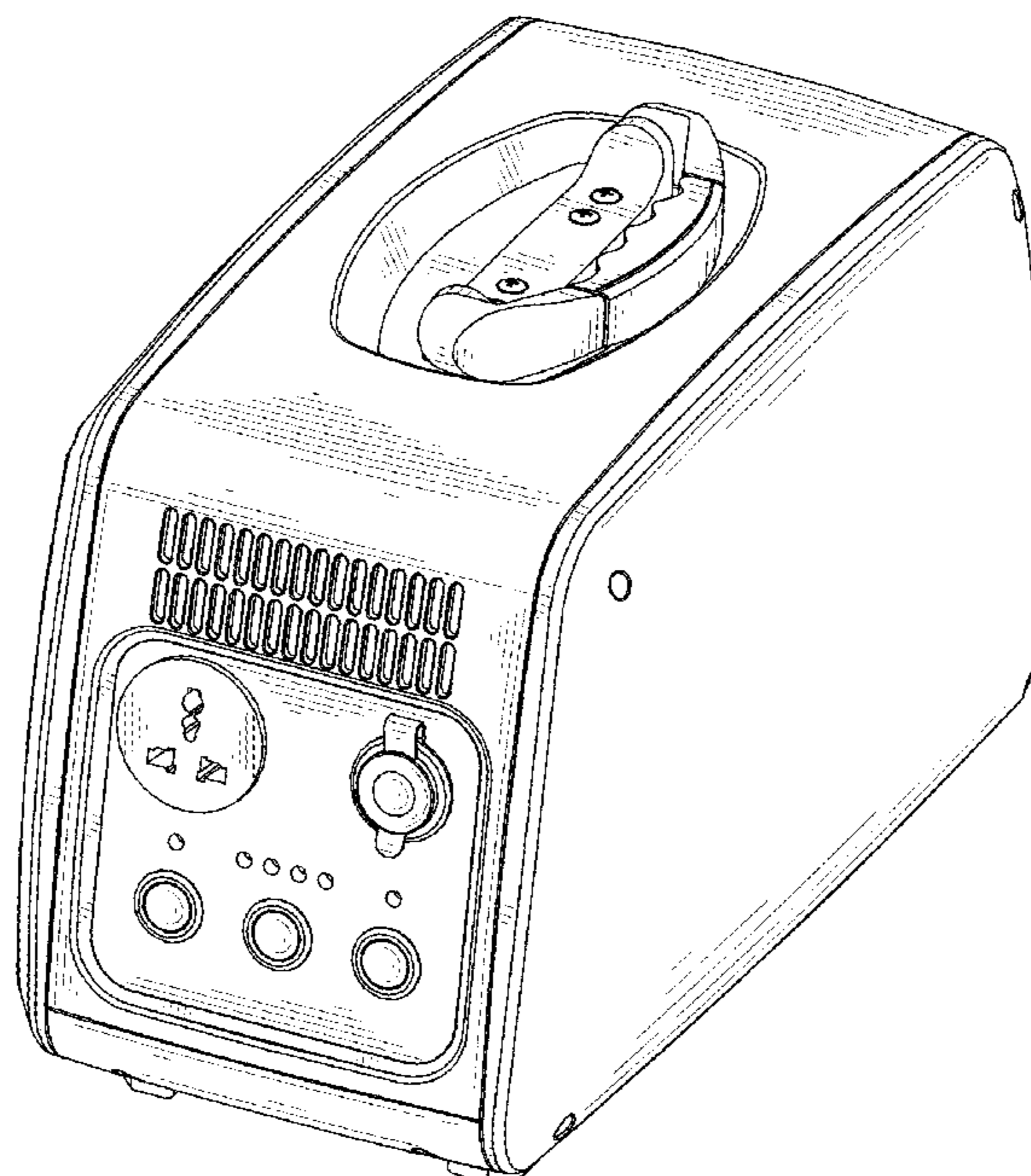
(57) **CLAIM**
The ornamental design for a “power storage device,” as shown and described.

DESCRIPTION

FIG. 1 is a front, top and right side perspective view of a power storage device showing my new design;
FIG. 2 is a front elevational view thereof;
FIG. 3 is a rear elevational view thereof;
FIG. 4 is a left side elevational view thereof;
FIG. 5 is a right side elevational view thereof;
FIG. 6 is a top plan view thereof; and,
FIG. 7 is a bottom plan view thereof.

1 Claim, 7 Drawing Sheets

- (56) **References Cited**
U.S. PATENT DOCUMENTS
D264,962 S * 6/1982 Fellmann D13/110
D407,065 S * 3/1999 Chang D13/110
D464,619 S * 10/2002 Krieger et al. D13/110



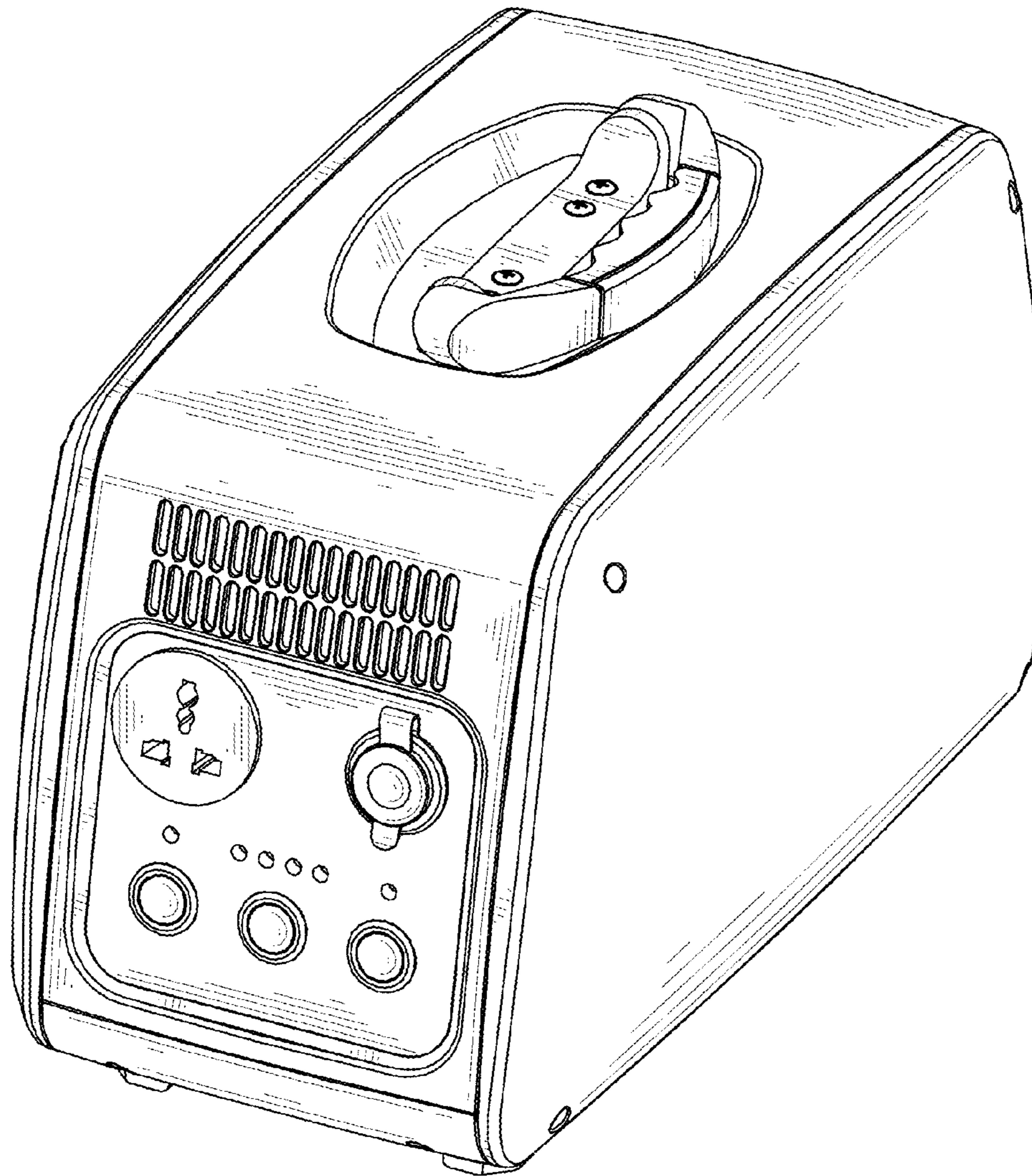


FIG. 1

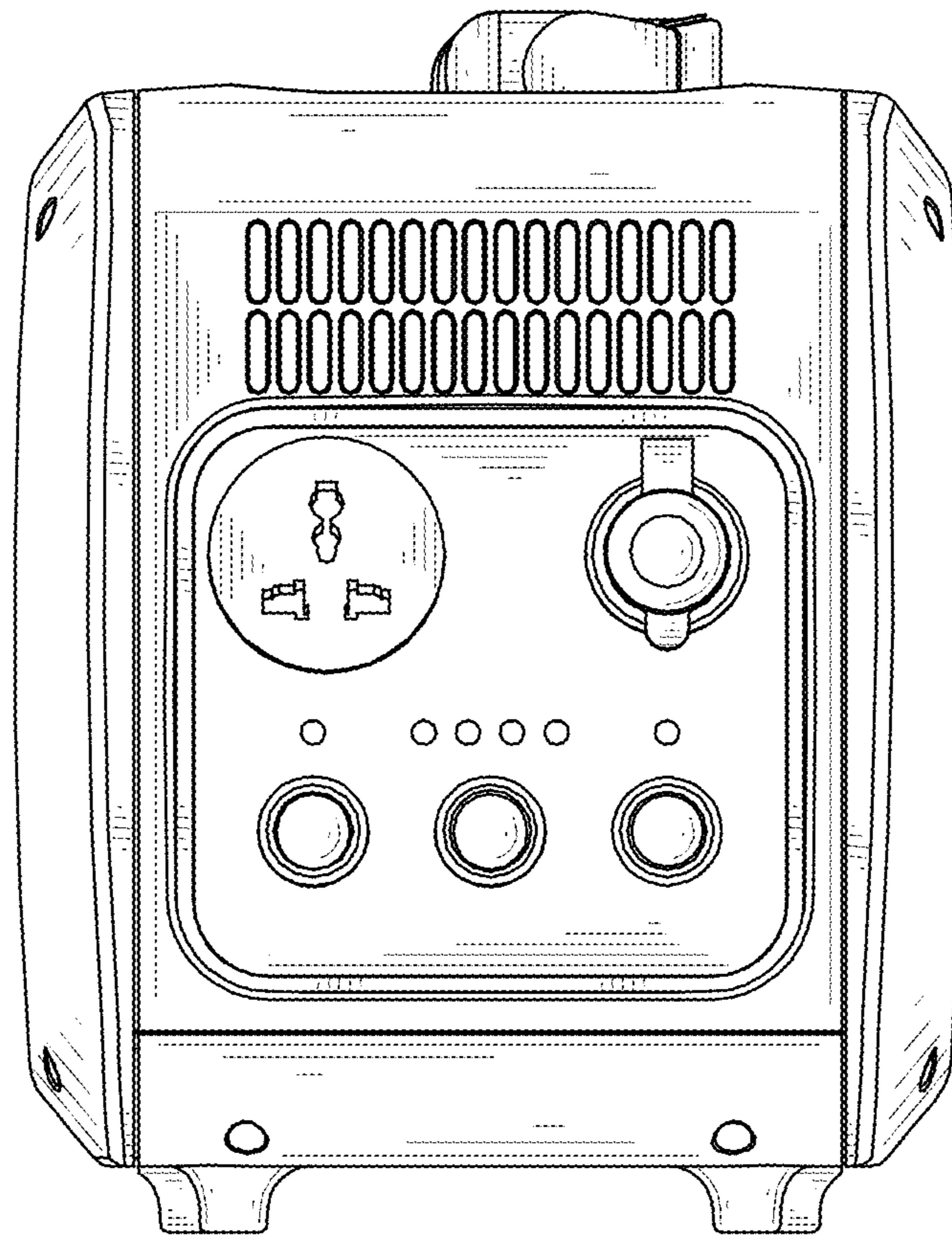


FIG. 2

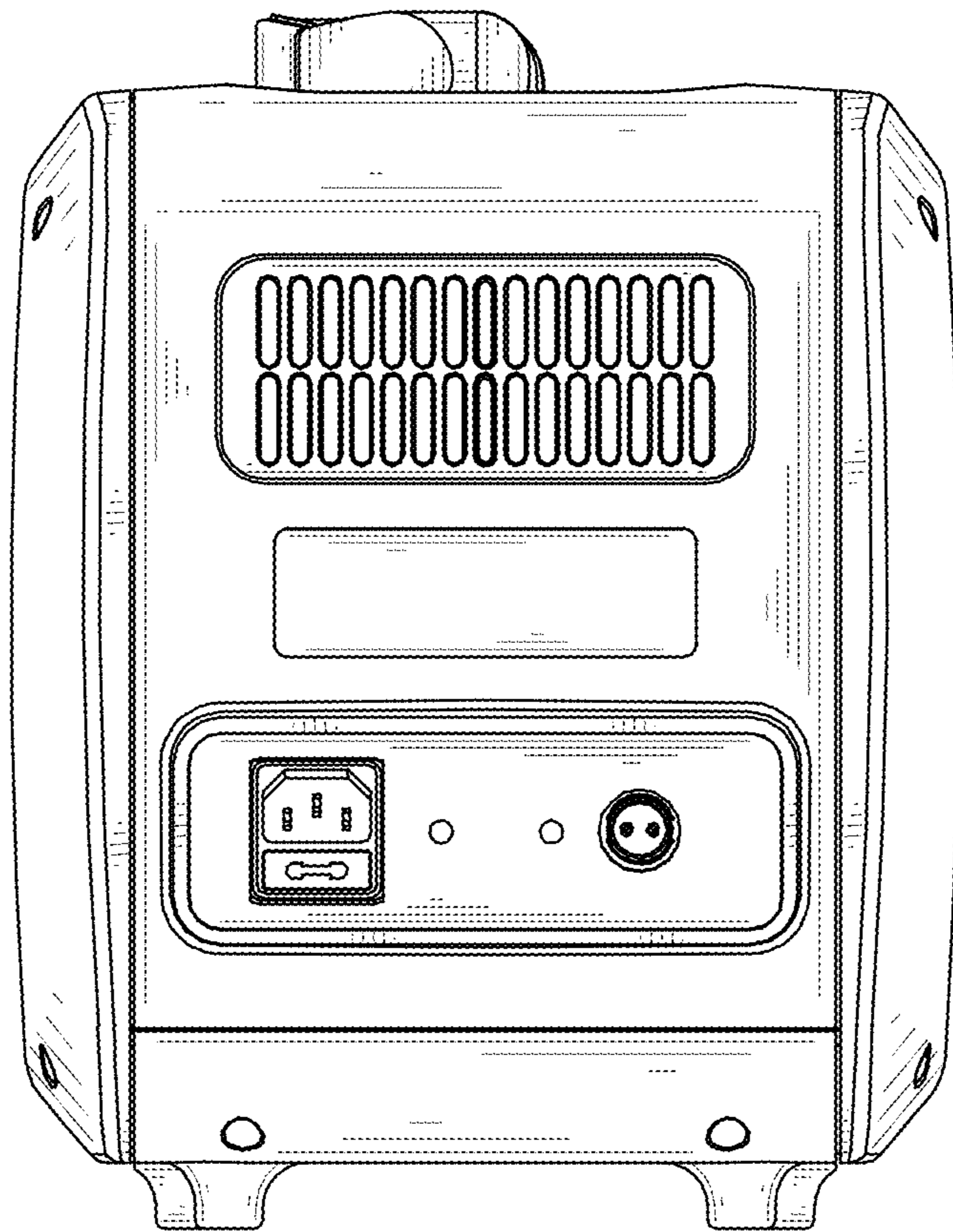


FIG. 3




FIG. 4




FIG. 5

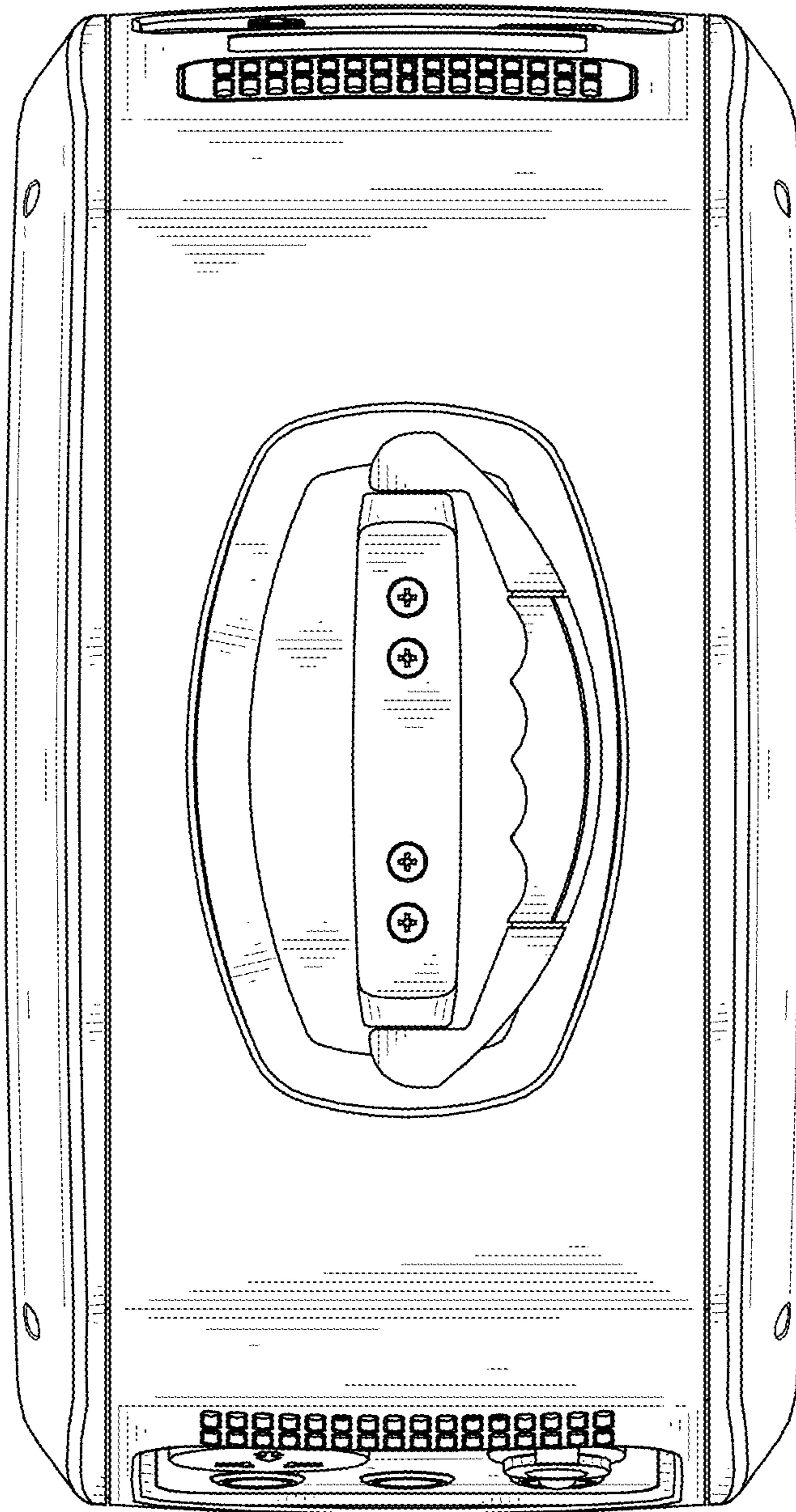


FIG. 6




FIG. 7