



US00D734249S

(12) **United States Design Patent**
Shimada

(10) **Patent No.:** **US D734,249 S**
(45) **Date of Patent:** **** Jul. 14, 2015**

(54) **CHARGER FOR ELECTRIC VEHICLES**

(71) Applicant: **Azumi Shimada**, Chiyoda-Ku (JP)

(72) Inventor: **Azumi Shimada**, Chiyoda-Ku (JP)

(73) Assignee: **mitsubishi denki kabushiki kaisha**, Tokyo (JP)

(**) Term: **14 Years**

(21) Appl. No.: **29/444,540**

(22) Filed: **Jan. 31, 2013**

(30) **Foreign Application Priority Data**

Aug. 1, 2012 (JP) 2012-018352
Aug. 1, 2012 (JP) 2012-018353

(51) **LOC (10) Cl.** **13-02**

(52) **U.S. Cl.**
USPC **D13/107**

(58) **Field of Classification Search**
USPC D13/107, 108, 110, 123; 320/109;
137/355.16-355.18
CPC B60L 11/1809-11/1812; B60L 11/1824;
Y02T 10/7088-10/7094
See application file for complete search history.

(56) **References Cited**

U.S. PATENT DOCUMENTS

1,752,048 A * 3/1930 Woodford 137/355.18
2,157,887 A * 5/1939 Davis 137/355.17
6,459,234 B2 * 10/2002 Kajiura 320/109

D626,064 S * 10/2010 Cutter et al. D13/107
D629,747 S * 12/2010 Rajakaruna D13/107
D654,430 S * 2/2012 Demers et al. D13/107
D709,827 S * 7/2014 Kang et al. D13/107
2001/0003416 A1 * 6/2001 Kajiura 320/109
2012/0181984 A1 * 7/2012 Okabayashi et al. 320/109
2013/0335021 A1 * 12/2013 Meier 320/109
2014/0028255 A1 * 1/2014 Brimacombe 320/109

* cited by examiner

Primary Examiner — Susan Bennett Hattan

Assistant Examiner — Brett Miller

(74) *Attorney, Agent, or Firm* — Sughrue Mion, PLLC;
Richard C. Turner

(57) **CLAIM**

The ornamental design for a charger for electric vehicles, as shown and described.

DESCRIPTION

FIG. 1 is a front, top and right side perspective view of a charger for electric vehicles, showing our new design; FIG. 2 is a rear, top and left side perspective view thereof; FIG. 3 is a front elevational view thereof; FIG. 4 is a rear elevational view thereof; FIG. 5 is a left side elevational view thereof; FIG. 6 is a right side elevational view thereof; FIG. 7 is a top plan view thereof; FIG. 8 is a bottom plan view thereof; and, FIG. 9 is a perspective view with the louvers opened thereof. The broken lines in all views depict environmental structure and form no part of the claimed design.

1 Claim, 5 Drawing Sheets




Fig. 1

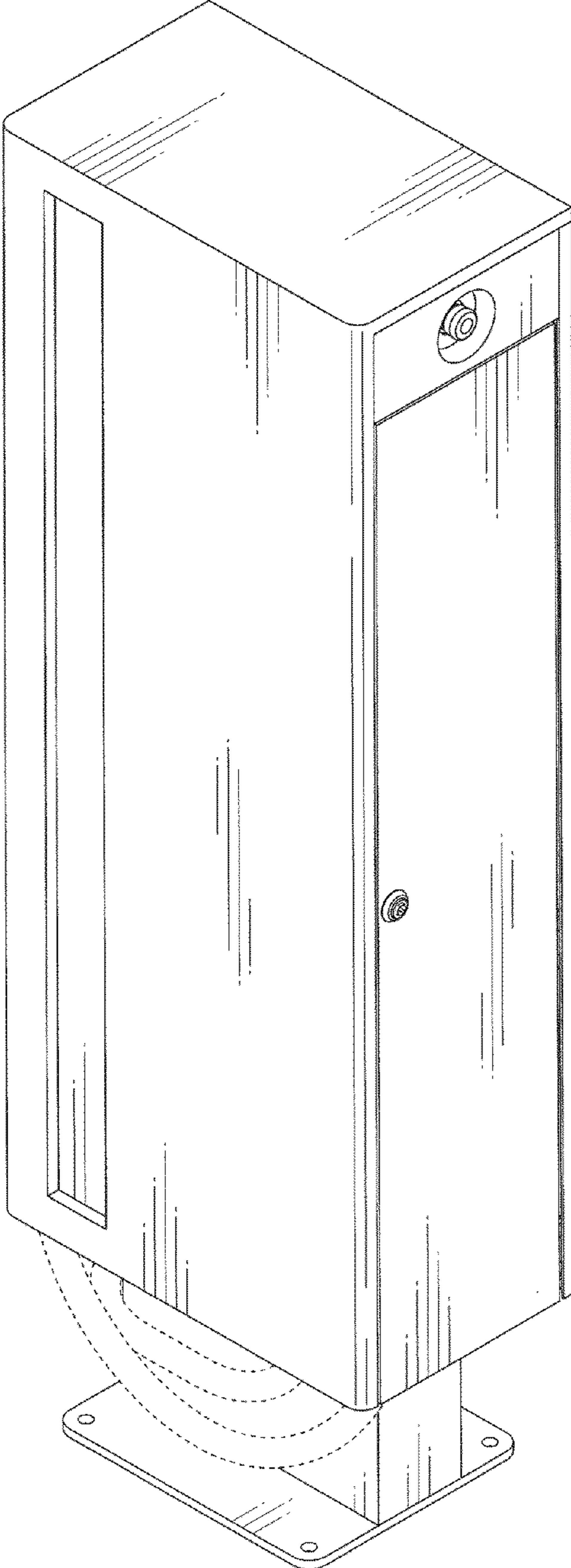


Fig. 2

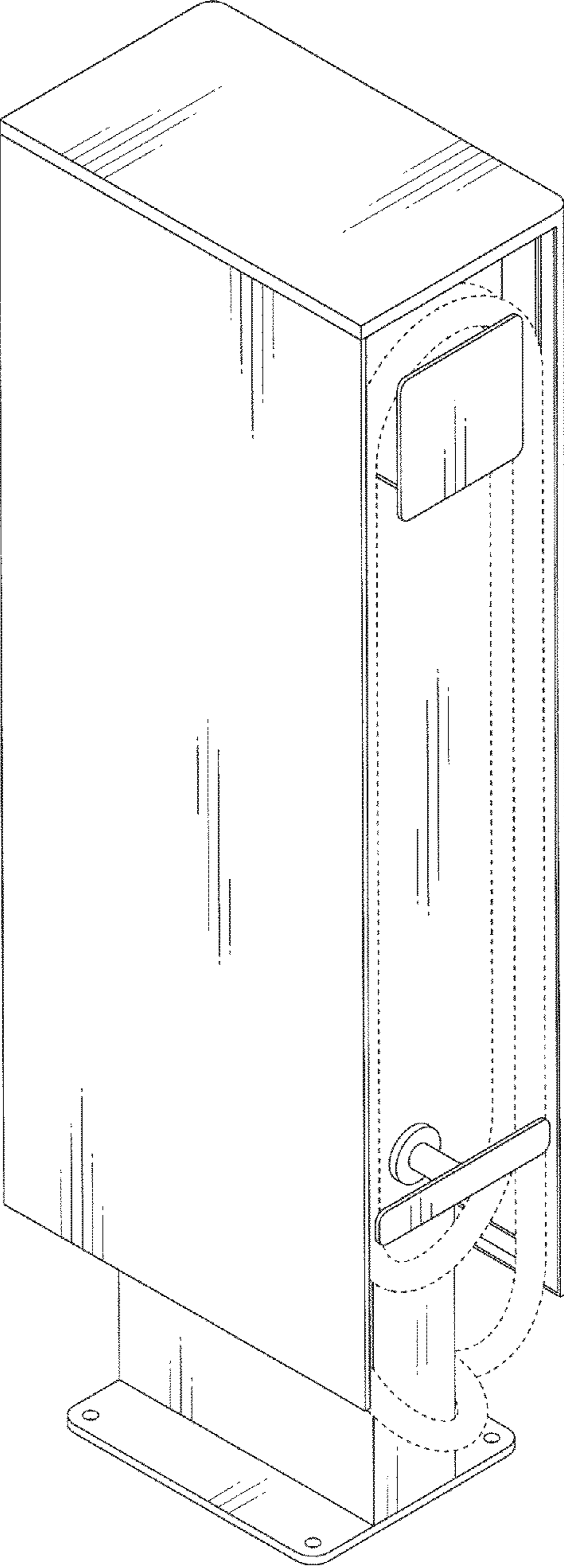


Fig. 3




Fig. 4




Fig. 5

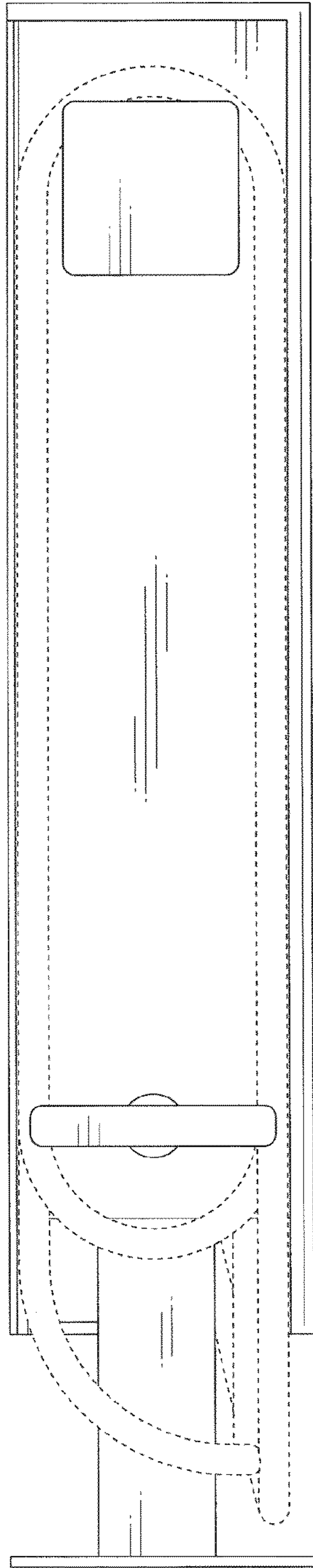


Fig. 6

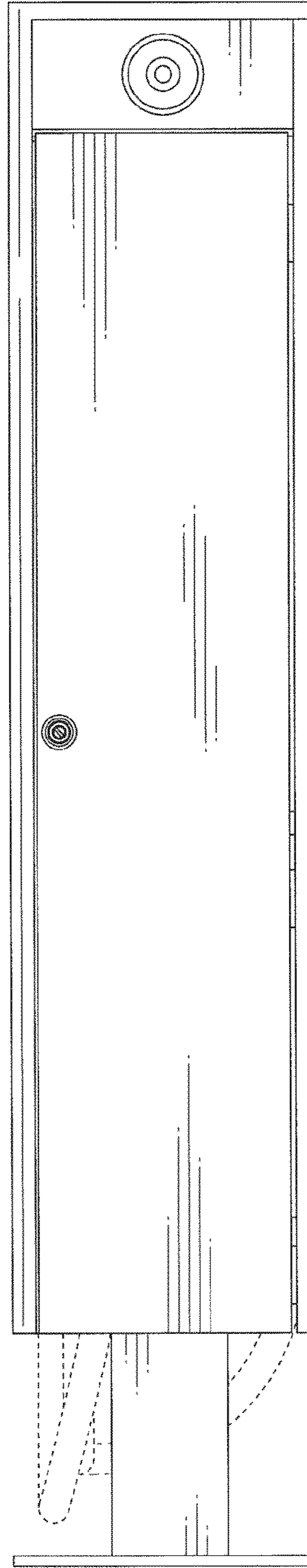


Fig. 7

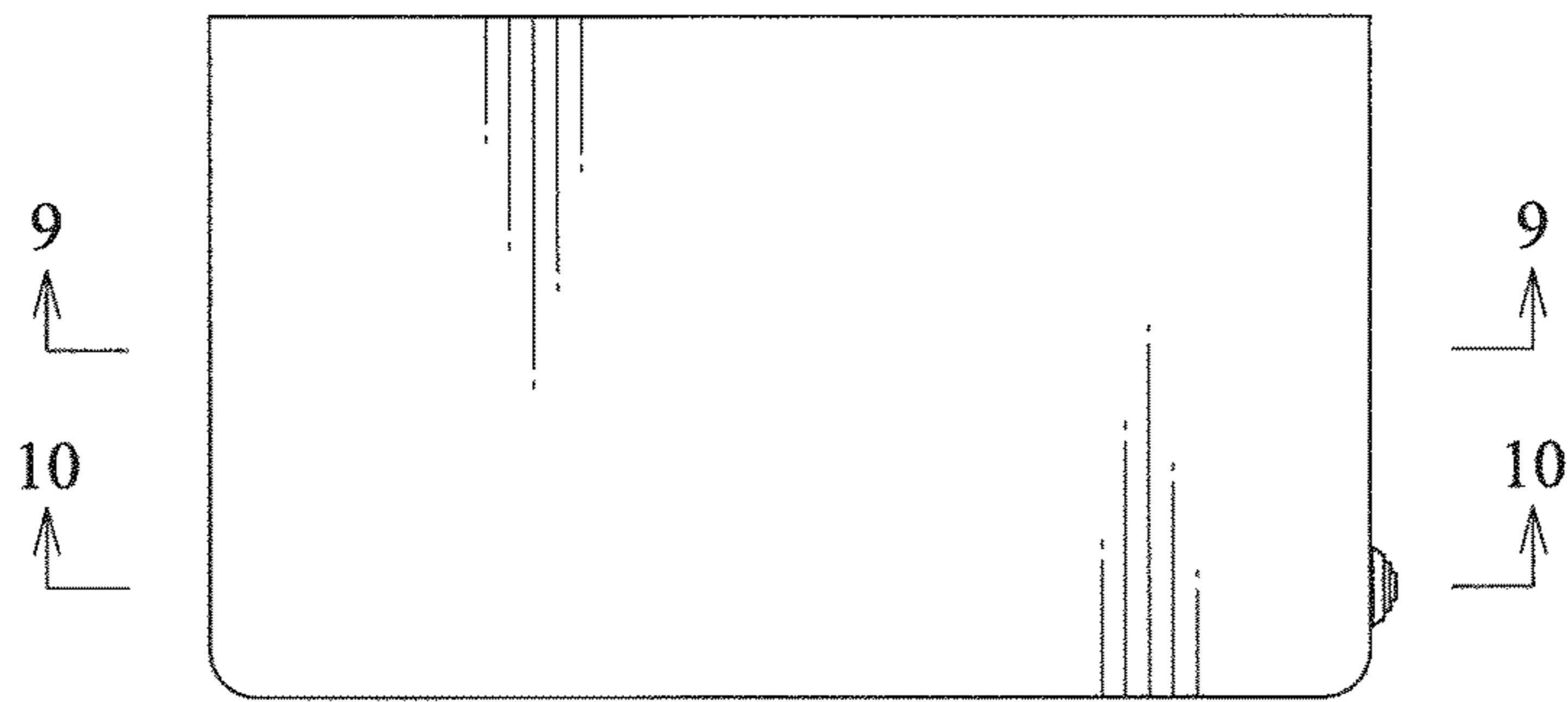


Fig. 8

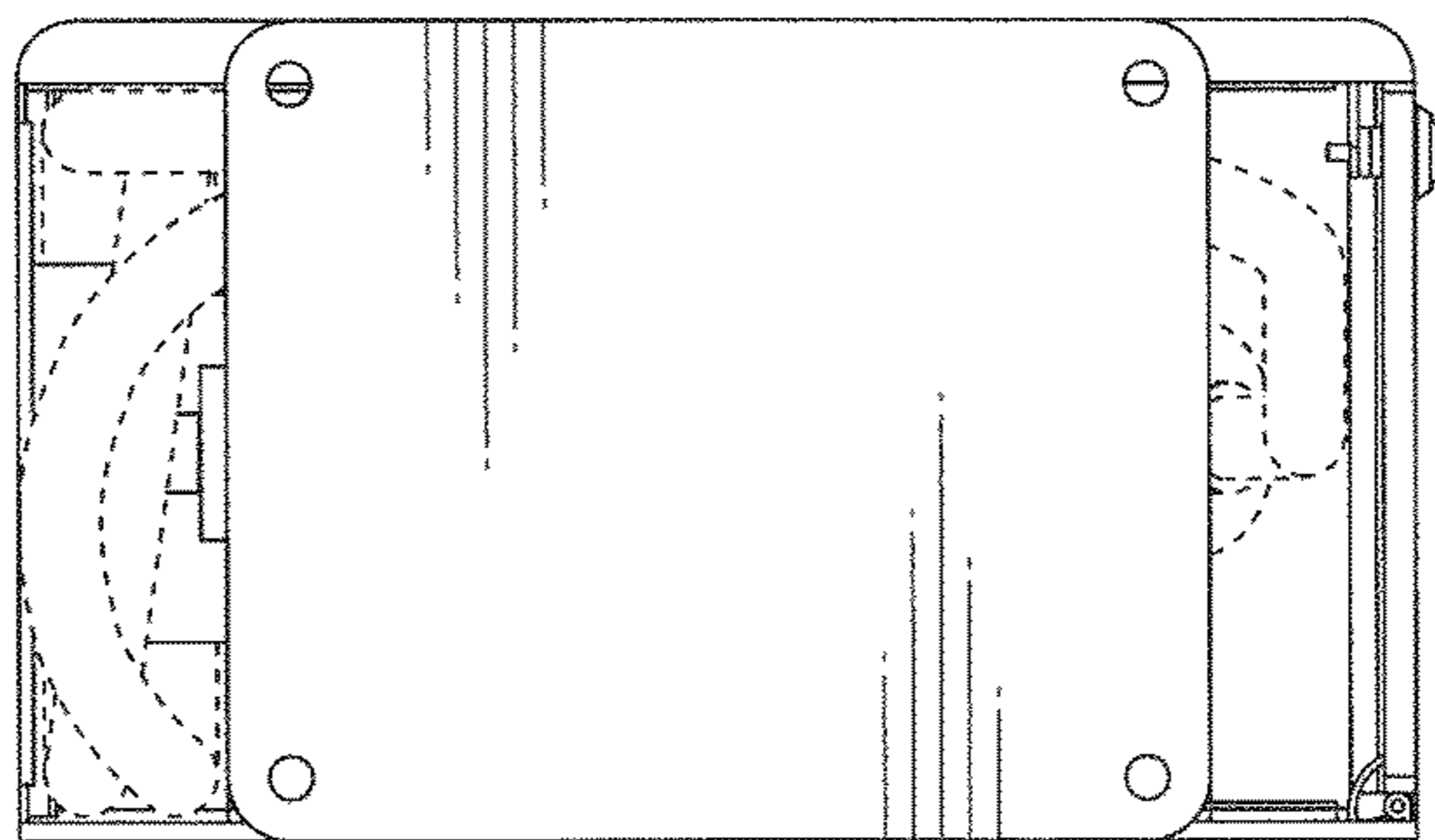


Fig. 9

