



US00D734237S

(12) **United States Design Patent**
Juergens et al.

(10) **Patent No.:** **US D734,237 S**
(45) **Date of Patent:** **** Jul. 14, 2015**

(54) **VEHICLE WHEEL**

(71) Applicant: **Bayerische Motoren Werke Aktiengesellschaft, Munich (DE)**

(72) Inventors: **Dirk Juergens, Munich (DE); Rainer Mueller, Munich (DE)**

(73) Assignee: **Bayerische Motoren Werke Aktiengesellschaft, Munich (DE)**

(**) Term: **14 Years**

(21) Appl. No.: **29/478,715**

(22) Filed: **Jan. 8, 2014**

(30) **Foreign Application Priority Data**

Jul. 9, 2013 (DE) 40 2013 100 629

(51) **LOC (10) Cl.** **12-16**

(52) **U.S. Cl.**
USPC **D12/211**

(58) **Field of Classification Search**
USPC D12/204–213
CPC B60B 7/00; B60B 7/02; B60B 7/04;
B60B 7/01; B60B 7/06; B60B 3/02; B60B
3/04; B60B 3/06; B60B 3/10; B60B 1/00;
B60B 1/08; B60B 1/10; B60B 1/12
See application file for complete search history.

(56) **References Cited**

U.S. PATENT DOCUMENTS

D392,611 S *	3/1998	Echazabal et al.	D12/211
D402,951 S	12/1998	Wechner	
D409,552 S *	5/1999	Chung	D12/211
D447,993 S *	9/2001	Neeper	D12/211
D451,463 S *	12/2001	Murkett et al.	D12/209
D456,333 S *	4/2002	Pollmann	D12/211
D475,337 S *	6/2003	Kataoka	D12/209

D494,917 S *	8/2004	Pollmann	D12/211
D513,727 S *	1/2006	Gallert	D12/211
D535,241 S *	1/2007	Kim	D12/211
D566,642 S *	4/2008	Scheu	D12/211
D568,800 S *	5/2008	Huet	D12/211
D620,870 S *	8/2010	Powell	D12/211
D638,768 S	5/2011	Nissl	
D643,795 S	8/2011	Nissl	
D658,107 S *	4/2012	Pollmann et al.	D12/211
D670,635 S *	11/2012	Pollmann	D12/211
D671,472 S *	11/2012	Pollmann	D12/209
D693,755 S *	11/2013	Valencia Pollex	D12/209
D697,859 S *	1/2014	Borkert	D12/211

FOREIGN PATENT DOCUMENTS

DE	M9704929.8	11/1997
DE	40010998.0	3/2001
EM	000255609-0004	2/2005
EM	001804675-0006	11/2011
EM	001772922-0016	8/2012

* cited by examiner

Primary Examiner — Stacia Cadmus

(74) *Attorney, Agent, or Firm* — Crowell & Moring LLP

(57) **CLAIM**

The ornamental design for a vehicle wheel, as shown and described.

DESCRIPTION

FIG. 1 is a perspective view of a vehicle wheel according to the design;
FIG. 2 is an additional perspective view thereof;
FIG. 3 is an additional perspective view thereof;
FIG. 4 is a front view thereof;
FIG. 5 is a rear view thereof in a lighter gray scale, representing environmental features that form no part of the claimed design; and,
FIG. 6 is a side view thereof.

1 Claim, 6 Drawing Sheets

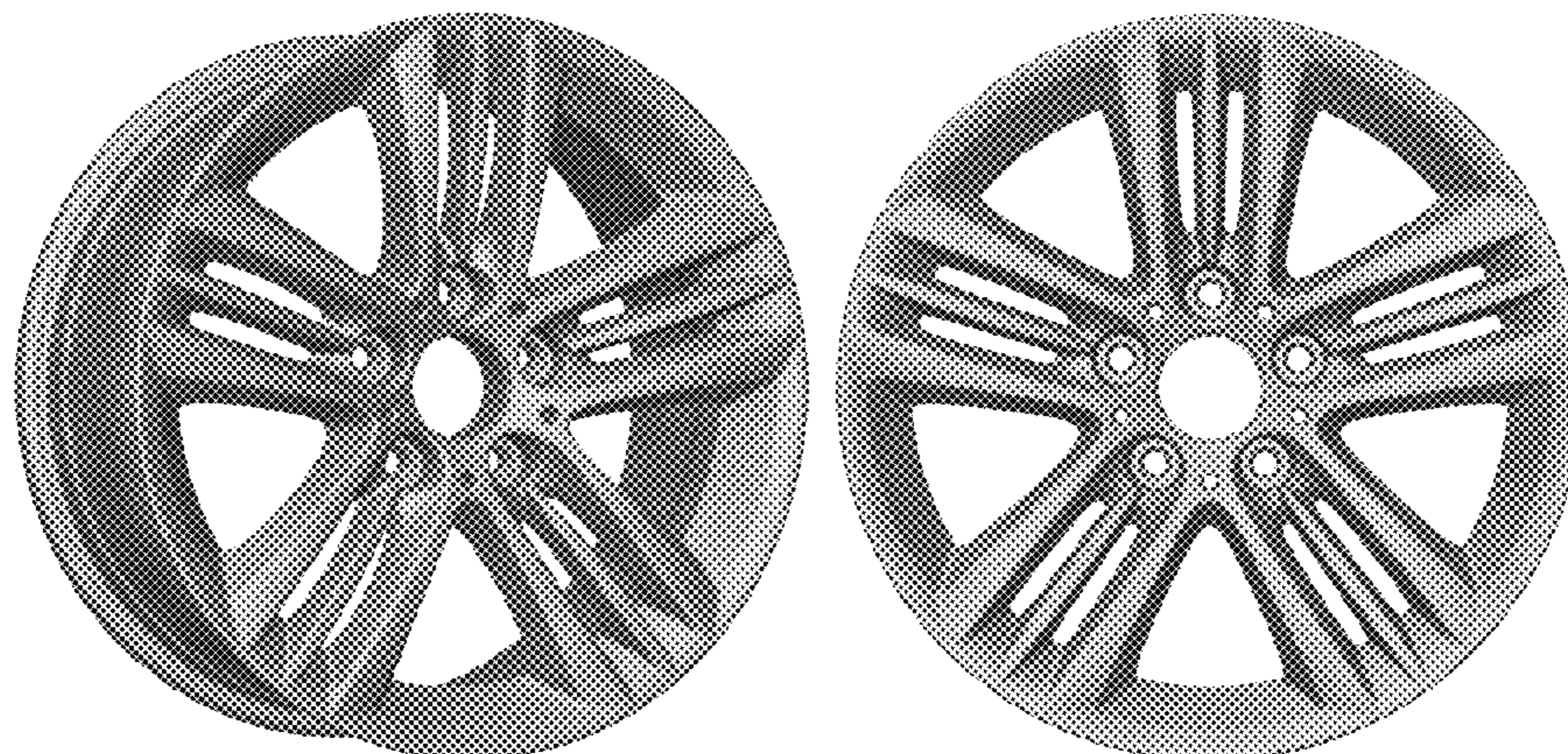




Fig. 1



Fig. 2



Fig. 3



Fig. 4

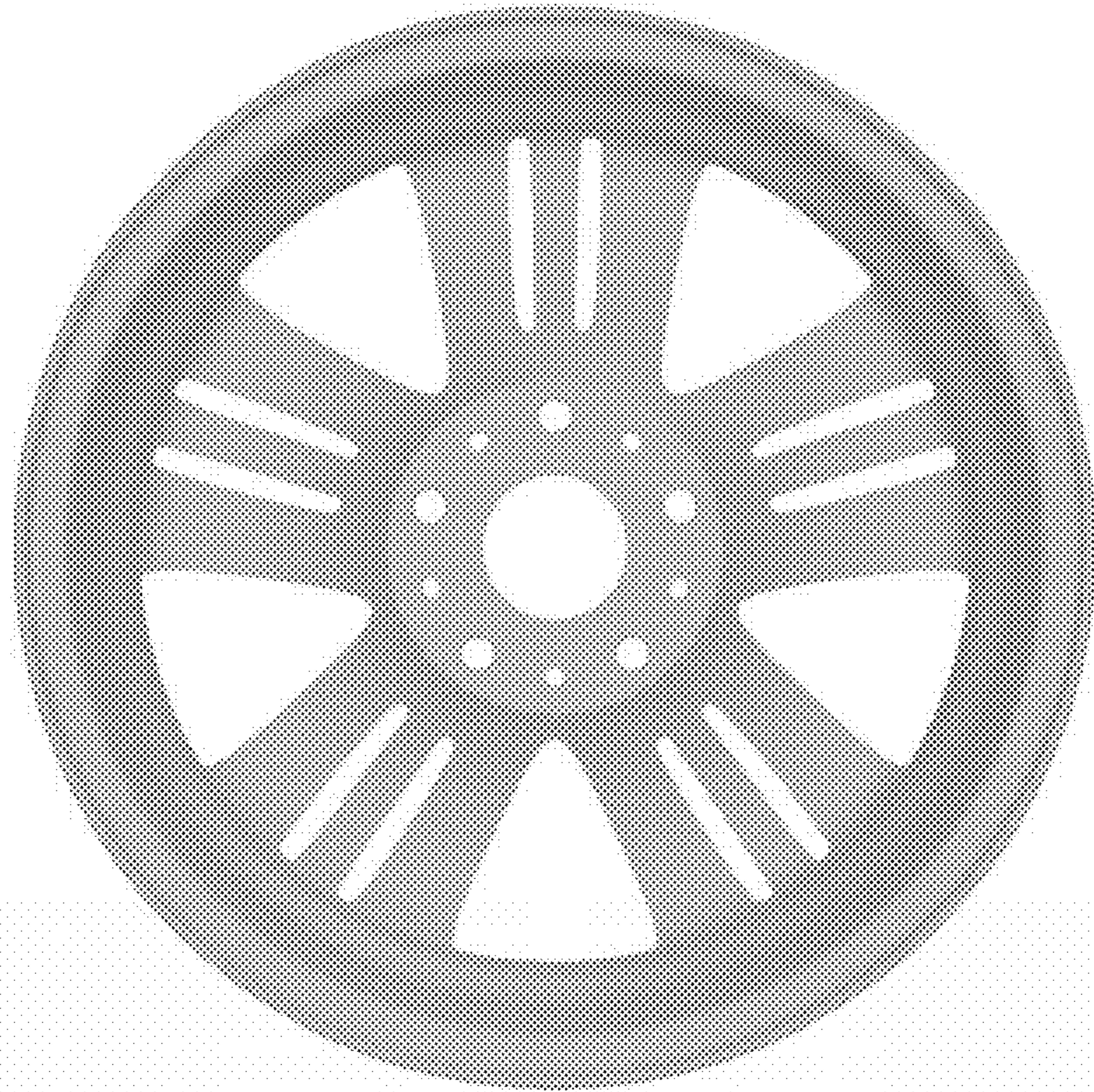


Fig. 5




Fig. 6