



US00D734230S

(12) **United States Design Patent**
Wheel et al.

(10) **Patent No.:** **US D734,230 S**
(45) **Date of Patent:** **** *Jul. 14, 2015**

(54) **VEHICLE COMPONENT**

(71) Applicant: **Jaguar Land Rover Limited**, Coventry (GB)

(72) Inventors: **Andrew Wheel**, Coventry (GB); **Jeremy Waterman**, Coventry (GB)

(73) Assignee: **Jaguar Land Rover Limited** (GB)

(*) Notice: This patent is subject to a terminal disclaimer.

(**) Term: **14 Years**

(21) Appl. No.: **29/466,418**

(22) Filed: **Sep. 6, 2013**

(30) **Foreign Application Priority Data**

Mar. 8, 2013 (EM) 002199216

(51) **LOC (10) Cl.** **12-16**

(52) **U.S. Cl.**
USPC **D12/196**

(58) **Field of Classification Search**
USPC D12/169, 196, 171, 163, 216, 90-92,
D12/86; 296/180.1, 180.2; 293/102, 113,
293/115, 117, 120; 180/68.1, 68.6
See application file for complete search history.

(56) **References Cited**

U.S. PATENT DOCUMENTS

D374,415 S * 10/1996 Thomson D12/91
D458,189 S * 6/2002 Wyatt D12/91
D479,155 S * 9/2003 Dolan et al. D12/91
D568,211 S * 5/2008 Vardis et al. D12/91
D638,752 S * 5/2011 Date et al. D12/91
D650,721 S * 12/2011 Galante et al. D12/91

D668,594 S * 10/2012 Davidson et al. D12/169
D669,002 S * 10/2012 Davidson et al. D12/164
D684,093 S * 6/2013 Woolley et al. D12/91
D684,094 S * 6/2013 Le Grice et al. D12/91
D693,737 S * 11/2013 Hammoud et al. D12/91
2009/0267364 A1* 10/2009 Crainic et al. 293/117
2012/0169085 A1* 7/2012 Verhee et al. 296/180.1

FOREIGN PATENT DOCUMENTS

EM 002000414-0002 * 2/2012

OTHER PUBLICATIONS

Range Rover Sport, announced Mar. 26, 2013, [online], [site visited Dec. 4, 2013]. Available from Internet, <URL: http://www.landrover.com/us/en/lr/#>.*

(Continued)

Primary Examiner — Eric Goodman

Assistant Examiner — Jennifer Watkins

(74) *Attorney, Agent, or Firm* — Rader, Fishman & Grauer


(57) **CLAIM**

The ornamental design for a vehicle component, as shown and described.

DESCRIPTION

FIG. 1 is a left front perspective view of a front portion of a vehicle;
FIG. 2 is a right front perspective view of a front portion of a vehicle;
FIG. 3 is a left side view of a front portion of a vehicle;
FIG. 4 is a right side view of a front portion of a vehicle; and,
FIG. 5 is a front view of a front portion of a vehicle.
Portions of FIGS. 1-5 that are shown with diagonal lines are for illustrative purpose only and form no part of the claimed design.

1 Claim, 5 Drawing Sheets



(56)

References Cited

OTHER PUBLICATIONS

2012 Land Rover Range Rover Evoque, article date Dec. 2011, [online], [site visited Dec. 5, 2013]. Available from internet, <URL: http://www.motortrend.com/oftheyear/suv/1112_2012_suv_of_the_year_land_rover_range_rover_evoque/>.*

2013 Land Rover Range Rover, article date Nov. 2012, [online], [site visited Dec. 5, 2013]. Available from internet, <URL: http://www.motortrend.com/roadtests/suvs/1211_2013_range_rover_first_drive/>.*

* cited by examiner



FIG. 1



FIG. 2




FIG. 3




FIG. 4



FIG. 5