



US00D734219S

(12) **United States Design Patent**
Gustaffson et al.

(10) **Patent No.:** **US D734,219 S**
(45) **Date of Patent:** **** Jul. 14, 2015**

(54) **REAR SHOCK ABSORBER FOR A BICYCLE**

(71) Applicant: **Ohlins Racing AB**, Upplands Vasby (SE)

(72) Inventors: **Leif Gustaffson**, Holmsjo (SE); **Torkel Sintorn**, Vaxholm (SE)

(73) Assignee: **Ohlins Racing AB**, Upplands Vasby (SE)

(**) Term: **14 Years**

(21) Appl. No.: **29/457,095**

(22) Filed: **Jun. 6, 2013**

(51) **LOC (10) Cl.** **12-11**

(52) **U.S. Cl.**
USPC **D12/118**

(58) **Field of Classification Search**
USPC D12/111, 159, 118; D21/562; 267/218, 267/286, 221, 34, 177, 180, 255; 29/227, 29/401.1, 402.09; 188/285, 287, 315, 188/322.19, 314, 319.1, 269, 282.9, 274, 188/312, 322.22; 280/6.157, 124.162; 74/107

CPC B60G 2500/30; B60G 2202/312; B60G 2204/1242; B60G 15/063; B60G 2202/12

See application file for complete search history.

(56) **References Cited**

U.S. PATENT DOCUMENTS

3,582,059	A *	6/1971	Van Ooy	267/34
4,036,335	A *	7/1977	Thompson et al.	188/282.9
4,054,983	A *	10/1977	Cowan	29/227
D262,959	S *	2/1982	Cowan	D12/159
D277,952	S *	3/1985	Nakano et al.	D12/159
4,830,395	A *	5/1989	Foley	280/124.162
D302,672	S *	8/1989	Ueno	D12/159
D390,505	S *	2/1998	Shiau	D12/111
D390,506	S *	2/1998	Shiau	D12/111
5,720,473	A *	2/1998	Thomas	267/221

5,803,443	A *	9/1998	Chang	267/221
D399,462	S *	10/1998	Toffolo et al.	D12/159
5,996,746	A *	12/1999	Turner et al.	188/269
6,142,268	A *	11/2000	Kuo-An	188/274
D434,707	S *	12/2000	Bauer	D12/159
D435,236	S *	12/2000	Hanlon et al.	D12/159
7,270,222	B1 *	9/2007	Aymar	188/285
D567,886	S *	4/2008	Lampert et al.	D21/562
D661,626	S *	6/2012	Aymar	D12/159
2006/0169556	A1 *	8/2006	Hsu	188/314
2009/0277734	A1 *	11/2009	Cox et al.	188/285
2010/0018818	A1 *	1/2010	Ishii et al.	188/319.1
2010/0219572	A1 *	9/2010	Back	267/221
2011/0017559	A1 *	1/2011	Sintorn	188/314
2013/0048402	A1 *	2/2013	Mori et al.	180/227
2013/0313056	A1 *	11/2013	Cox et al.	188/285

* cited by examiner

Primary Examiner — Robert M Spear

Assistant Examiner — Ryan Harvey

(74) *Attorney, Agent, or Firm* — Wolf, Greenfield & Sacks, P.C.; Randy J. Pritzker

(57) **CLAIM**

The ornamental design for a rear shock absorber for a bicycle, as shown and described.

DESCRIPTION

FIG. 1 is a top front perspective view of a rear shock absorber for a bicycle that is arranged and configured in accordance with a preferred embodiment;

FIG. 2 is a right side view of the rear shock absorber for a bicycle of FIG. 1;

FIG. 3 is a front view of the rear shock absorber for a bicycle of FIG. 1;

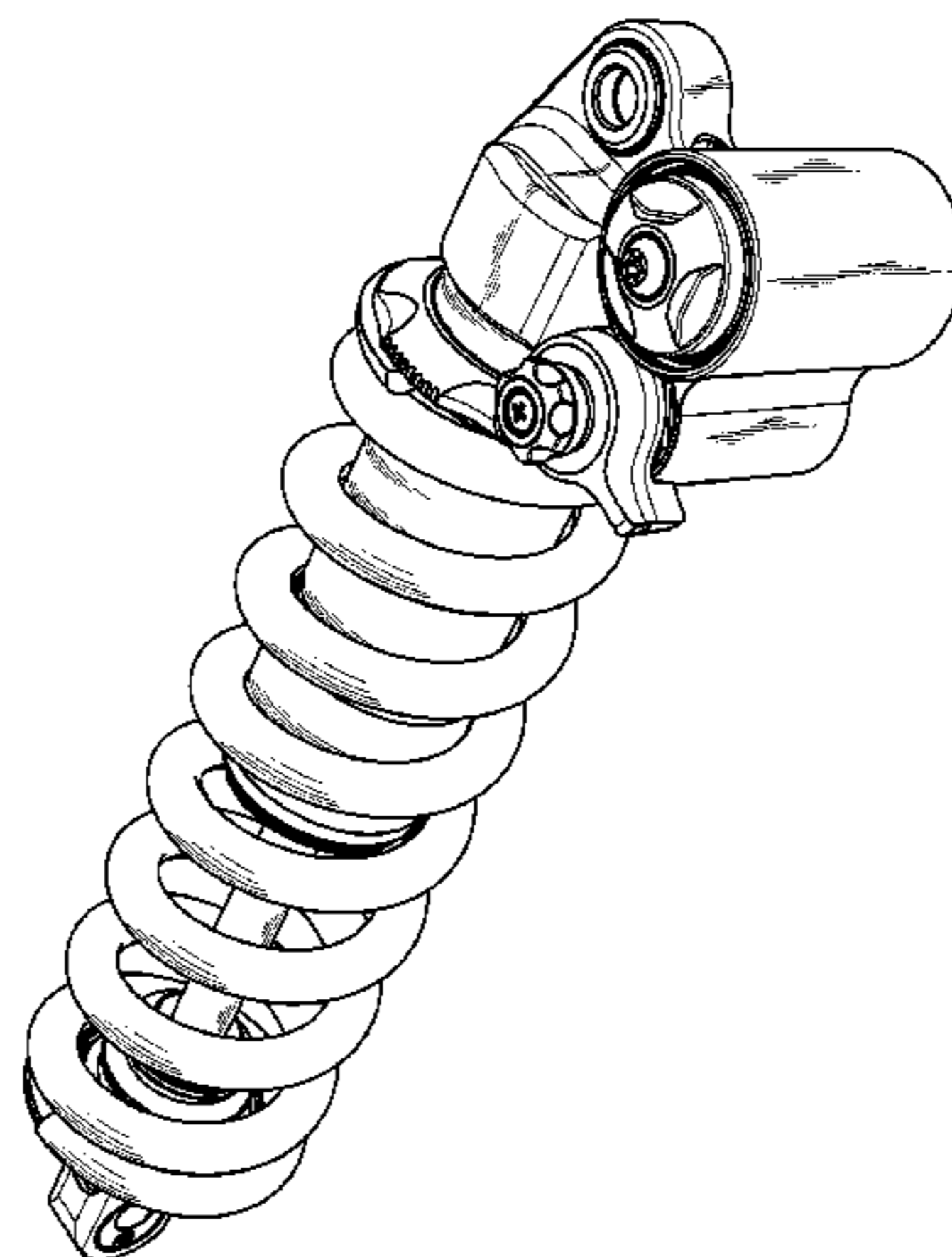
FIG. 4 is a left side view of the rear shock absorber for a bicycle of FIG. 1;

FIG. 5 is a rear view of the rear shock absorber for a bicycle of FIG. 1;

FIG. 6 is a bottom view of the rear shock absorber for a bicycle of FIG. 1; and,

FIG. 7 is a top view of the rear shock absorber for a bicycle of FIG. 1.

1 Claim, 6 Drawing Sheets



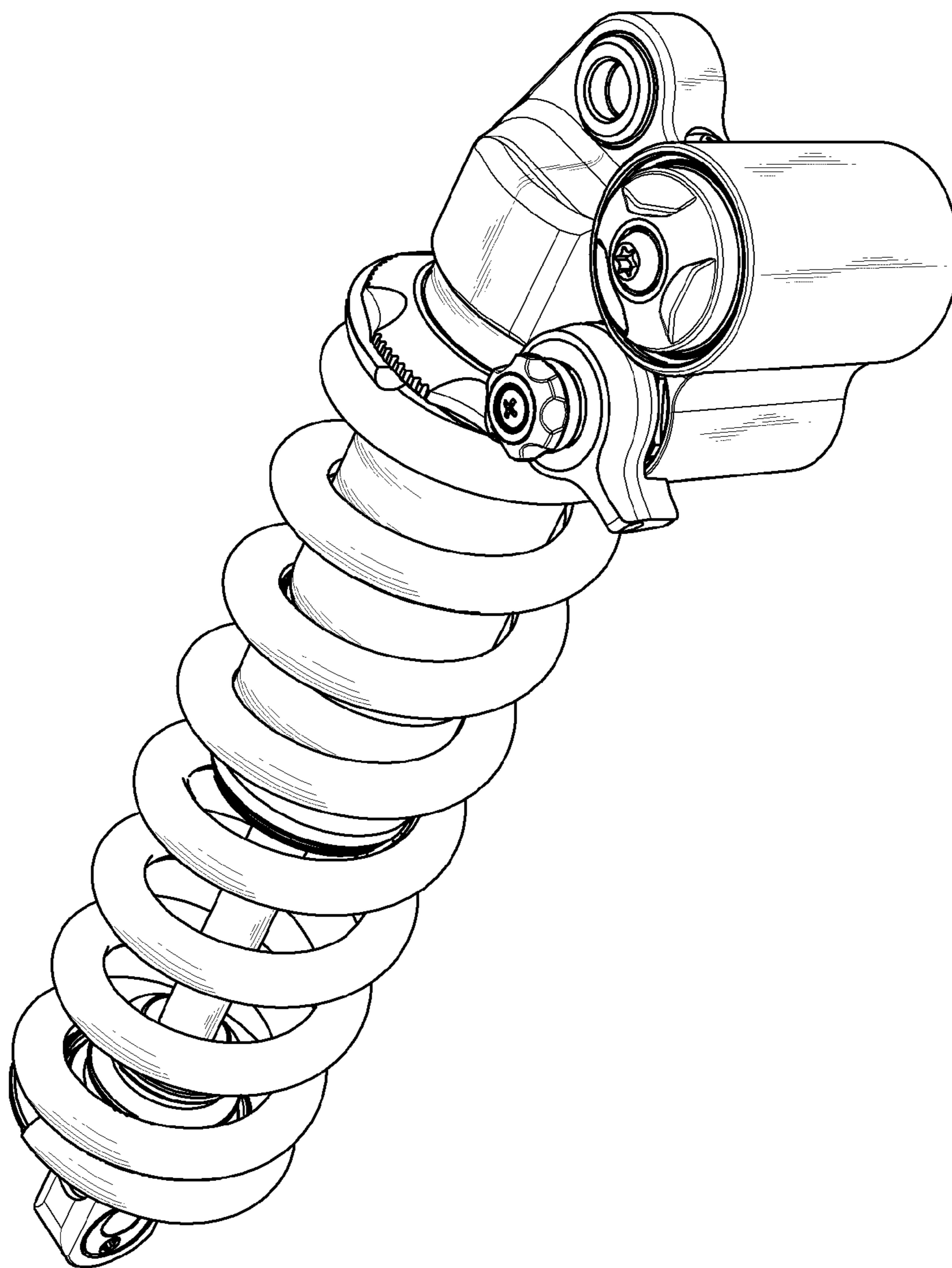


FIG. 1

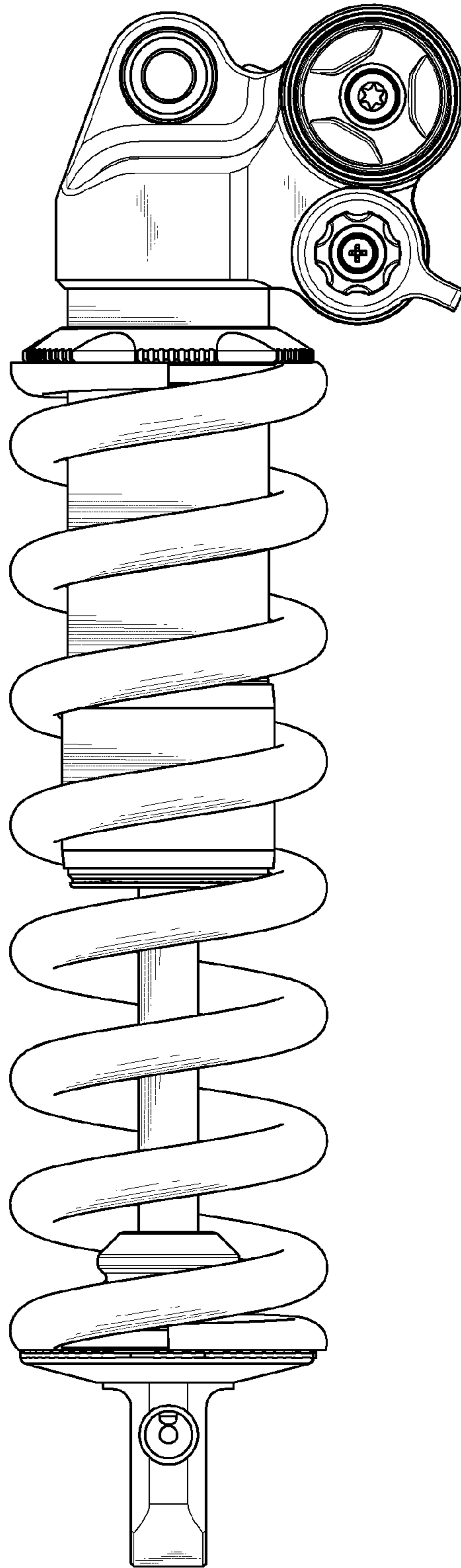


FIG. 2

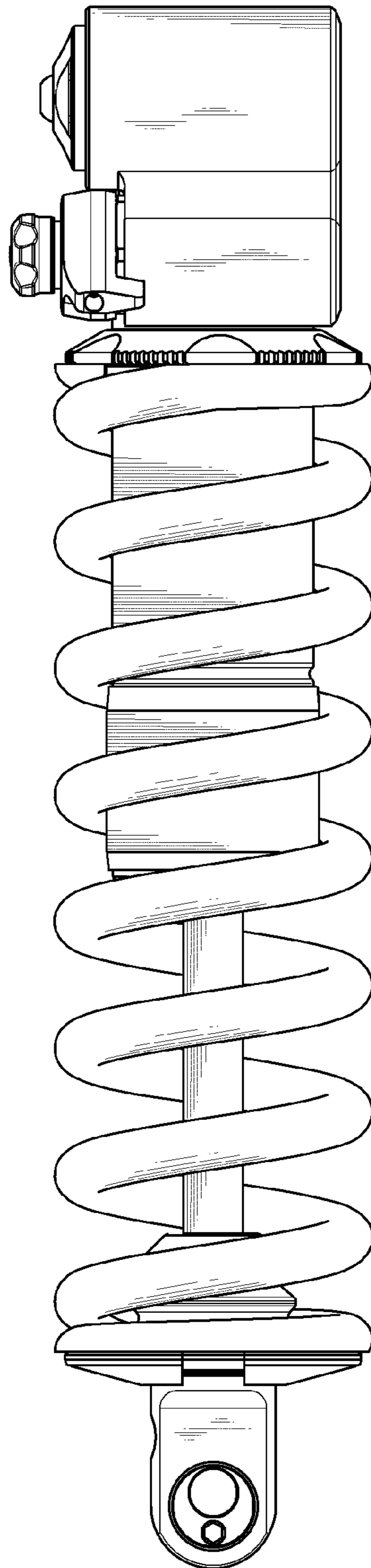


FIG. 3




FIG. 4

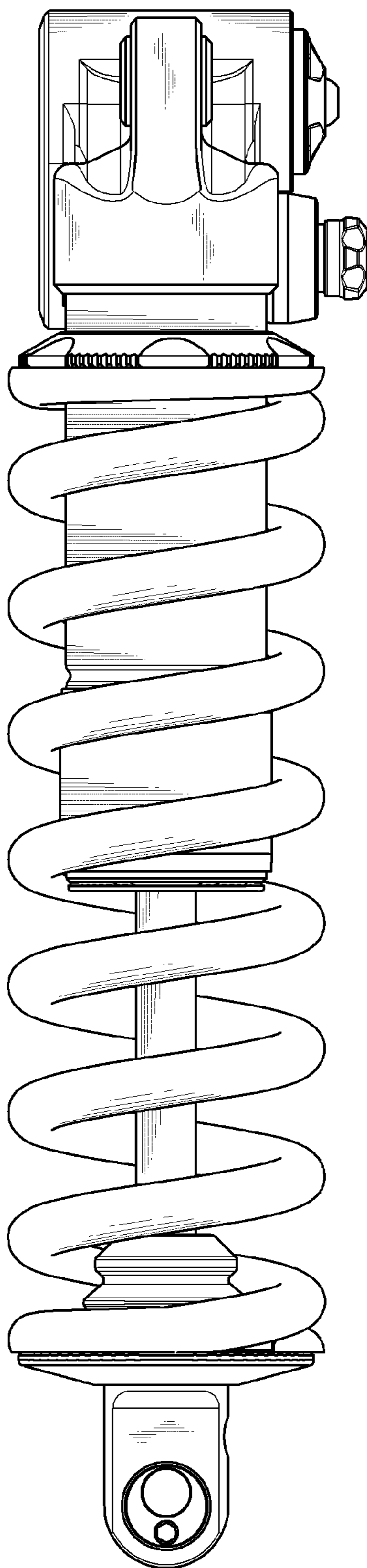


FIG. 5

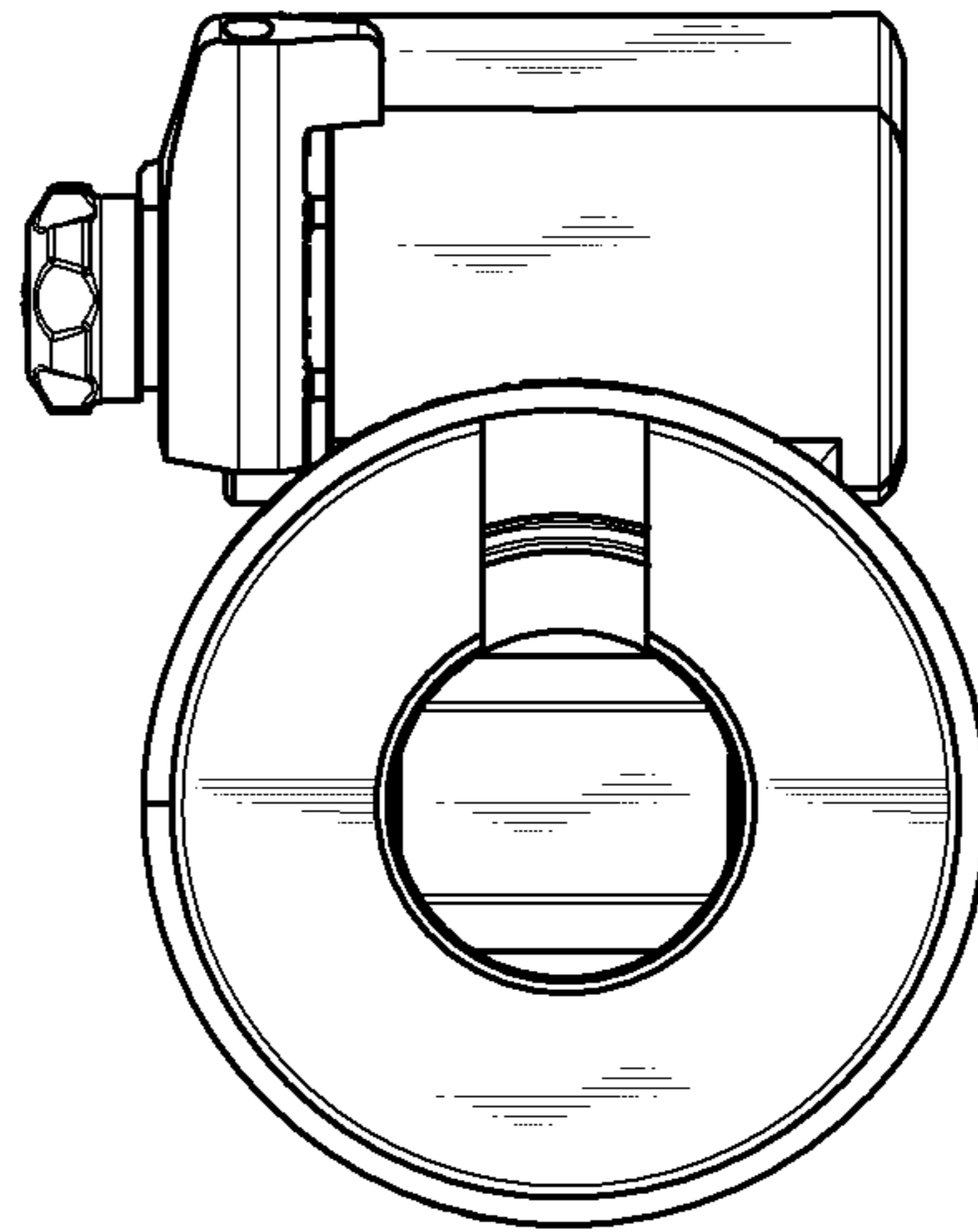


FIG. 6

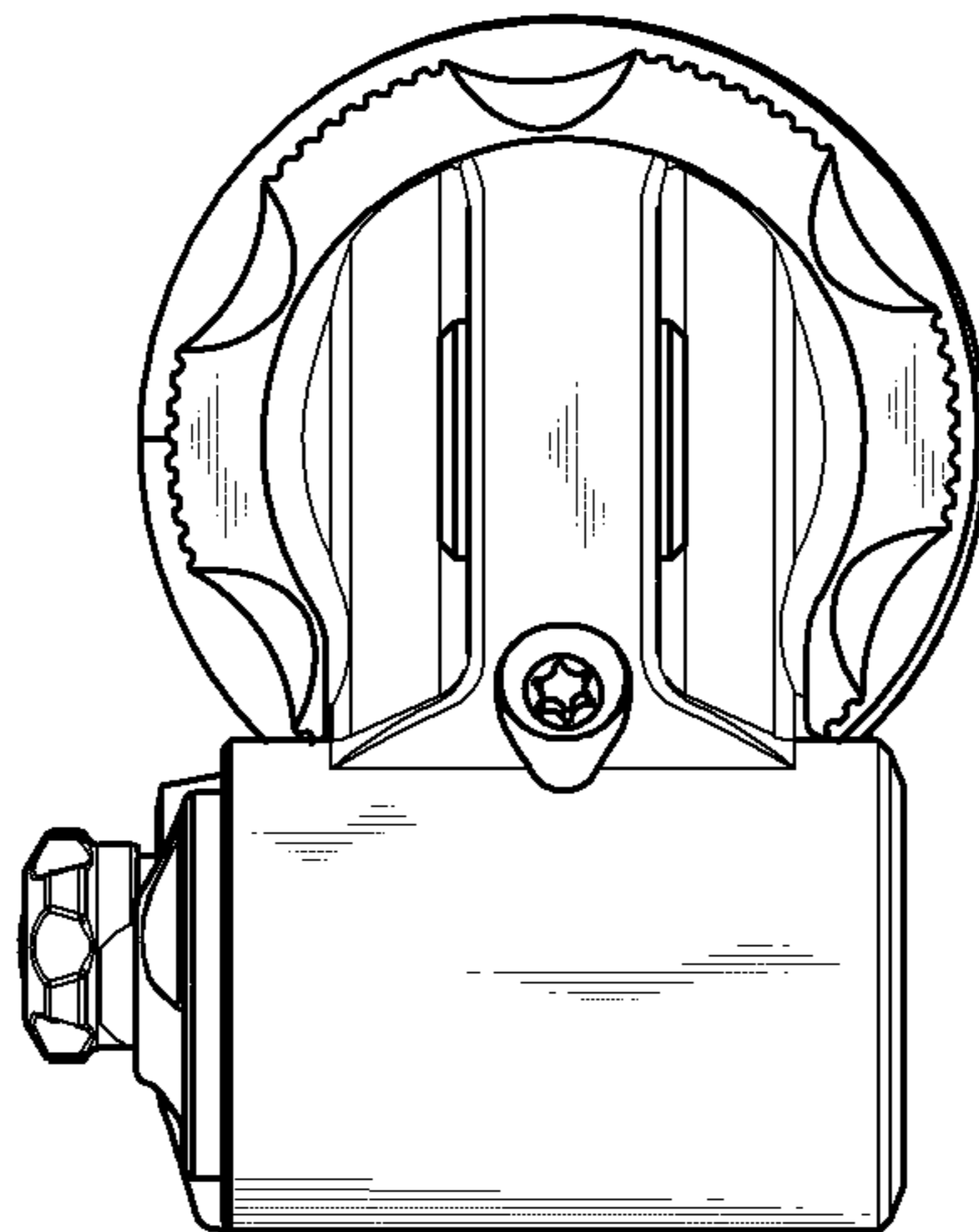


FIG. 7