

US00D734202S

(12) **United States Design Patent**
Thuma et al.

(10) **Patent No.:** **US D734,202 S**
(45) **Date of Patent:** **** Jul. 14, 2015**

(54) **PLANTER**

(71) Applicant: **Suncast Technologies, LLC**, Palm Beach Gardens, FL (US)

(72) Inventors: **Michael Thuma**, La Grange, IL (US);
Brian J. Russell, Aurora, IL (US);
Michael R. Vogler, Oswego, IL (US)

(73) Assignee: **Suncast Technologies, LLC**, Palm Beach Gardens, FL (US)

(**) Term: **14 Years**

(21) Appl. No.: **29/491,812**

(22) Filed: **May 23, 2014**

(51) **LOC (10) Cl.** **11-02**

(52) **U.S. Cl.**
USPC **D11/152**

(58) **Field of Classification Search**
USPC D3/304, 305, 310, 311, 315; D6/403, D6/404, 405, 556, 557, 558; D7/584, 586, D7/587; D9/424, 428, 429; D11/143–156, D11/164
CPC A01G 9/00; A01G 9/003; A01G 9/02; A01G 9/021; A01G 9/022; A01G 9/026; A01G 9/104; A01G 9/027; A01G 9/028; A01G 9/023

See application file for complete search history.

(56) **References Cited**

U.S. PATENT DOCUMENTS

D258,338 S *	2/1981	Gersin	D7/584
D260,750 S *	9/1981	Murphy	D11/153
D291,040 S *	7/1987	Dart	D7/523
D479,695 S *	9/2003	Harbaugh	D11/152
D485,785 S *	1/2004	Harbaugh	D11/151
D490,017 S *	5/2004	Harbaugh	D11/152
D503,359 S *	3/2005	Harbaugh	D11/152
D504,086 S *	4/2005	Harbaugh	D11/152
D579,375 S *	10/2008	White	D11/155
7,624,536 B2 *	12/2009	Schromm	47/66.6
D611,877 S *	3/2010	White	D11/148
D698,694 S *	2/2014	Thuma et al.	D11/152
D717,200 S *	11/2014	Thuma et al.	D11/152
D717,201 S *	11/2014	Thuma et al.	D11/152

* cited by examiner

Primary Examiner — Elizabeth Albert

(74) *Attorney, Agent, or Firm* — McHale & Slavin P.A.


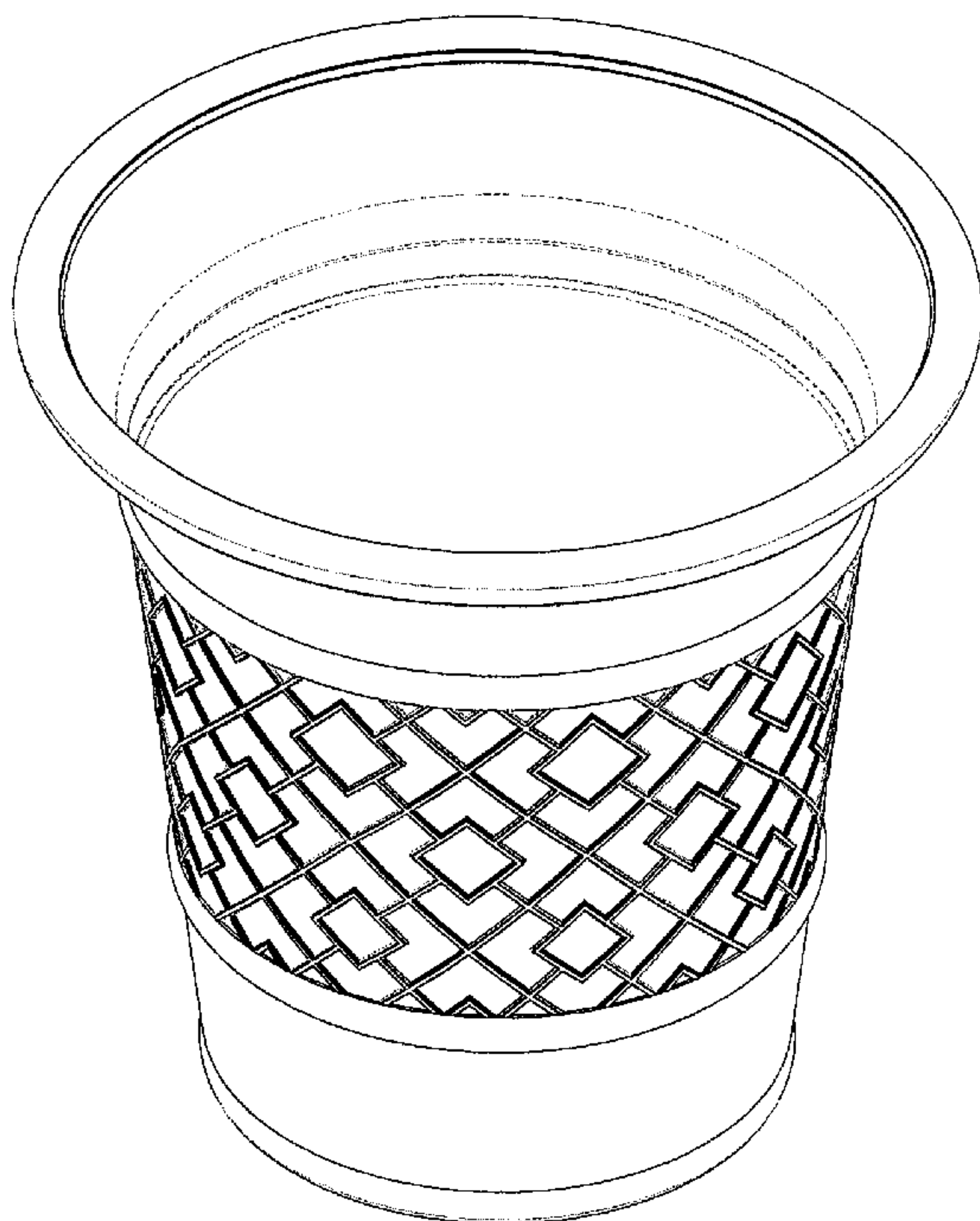
(57) **CLAIM**

The ornamental design for a planter, as shown and described.

DESCRIPTION

FIG. 1 is a top perspective view of the planter of the present invention;
FIG. 2 is a front view, the rear view being a mirror image thereof;
FIG. 3 is a left side view, the right side view being a mirror image thereof;
FIG. 4 is a top view thereof; and,
FIG. 5 is a bottom view thereof.
The portions of the planter illustrated in broken lines in FIGS. 1, 4, and 5 are included for the purpose of showing parts that form no part of the claimed design.

1 Claim, 4 Drawing Sheets



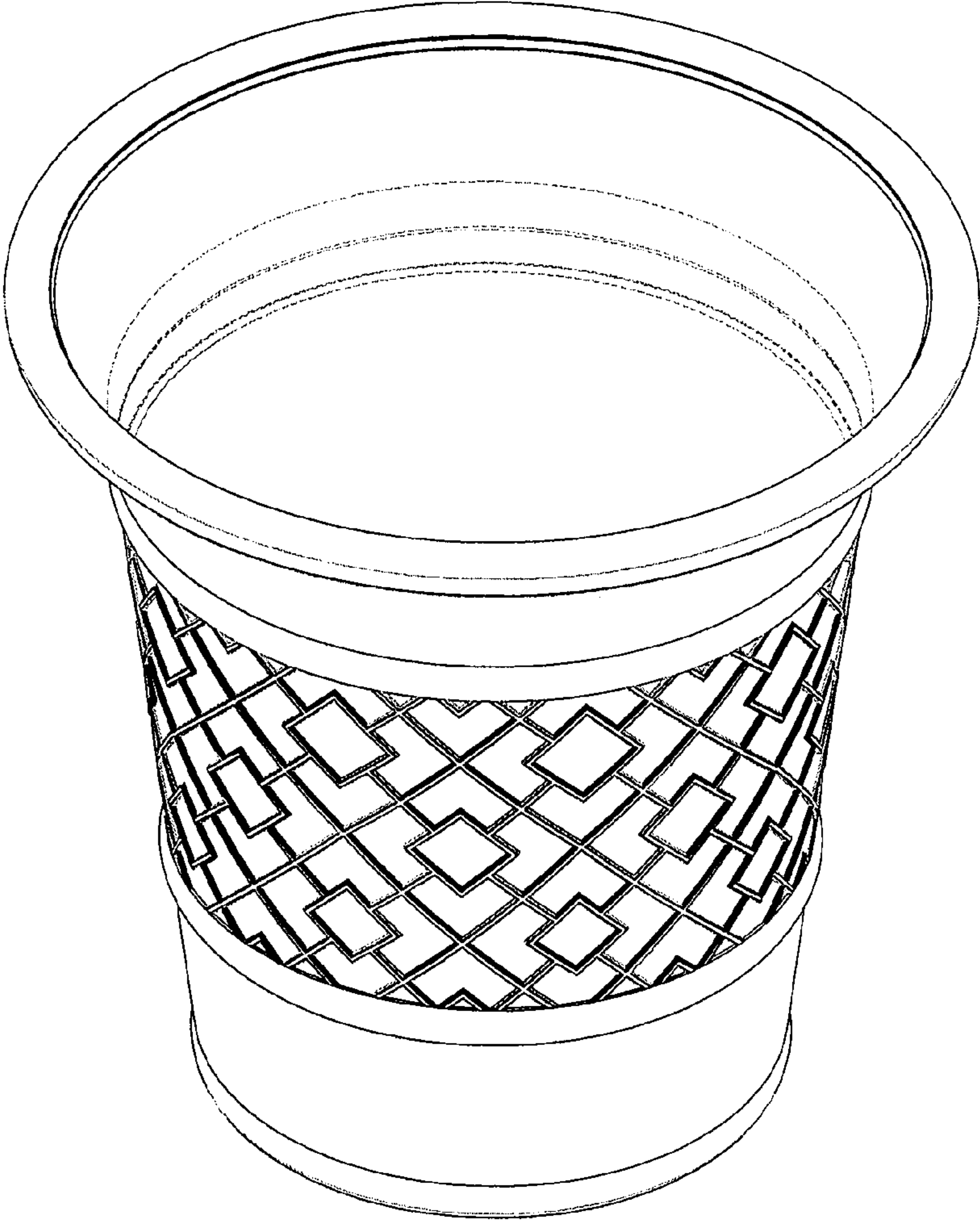


Fig. 1

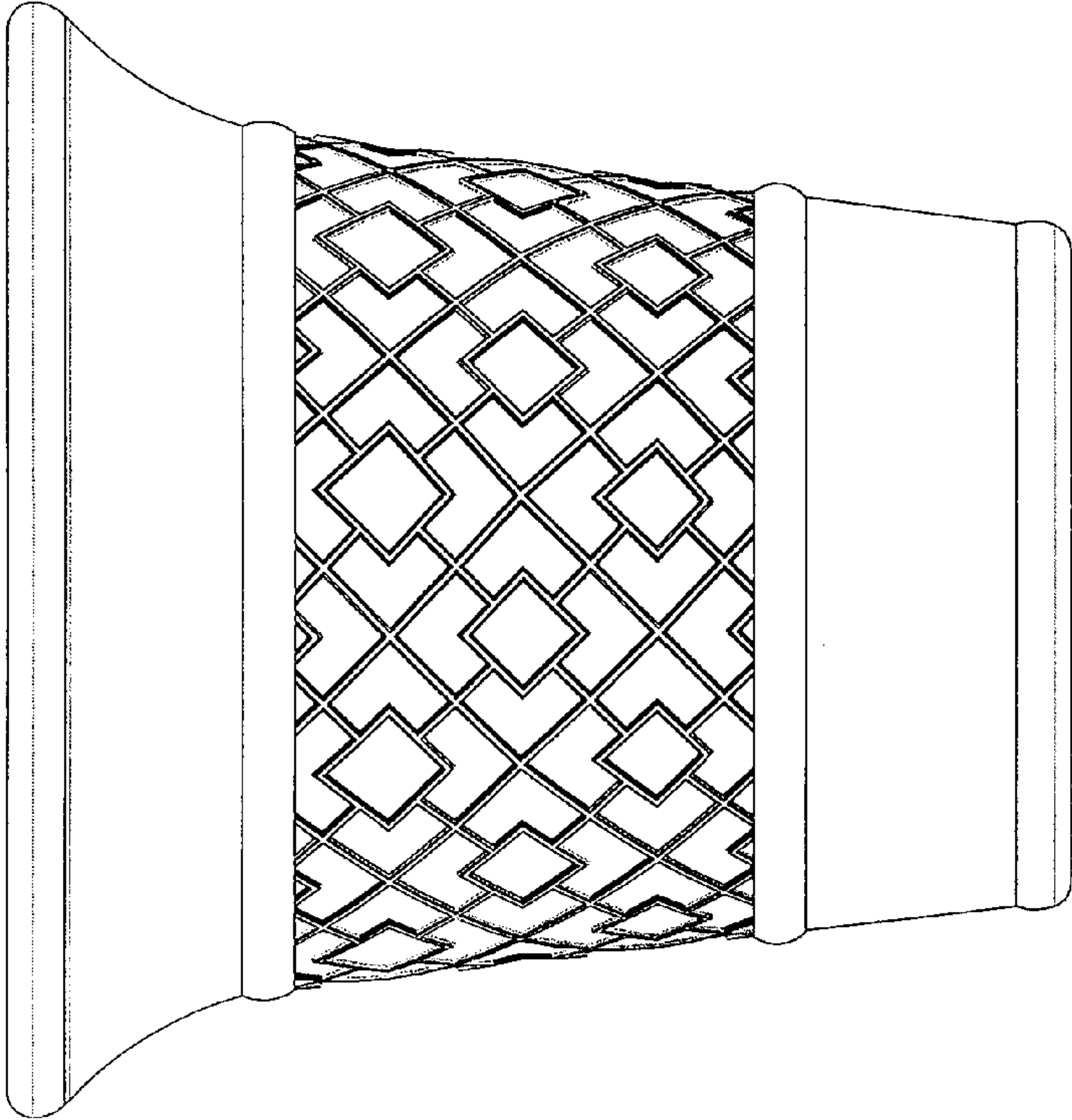


Fig. 3

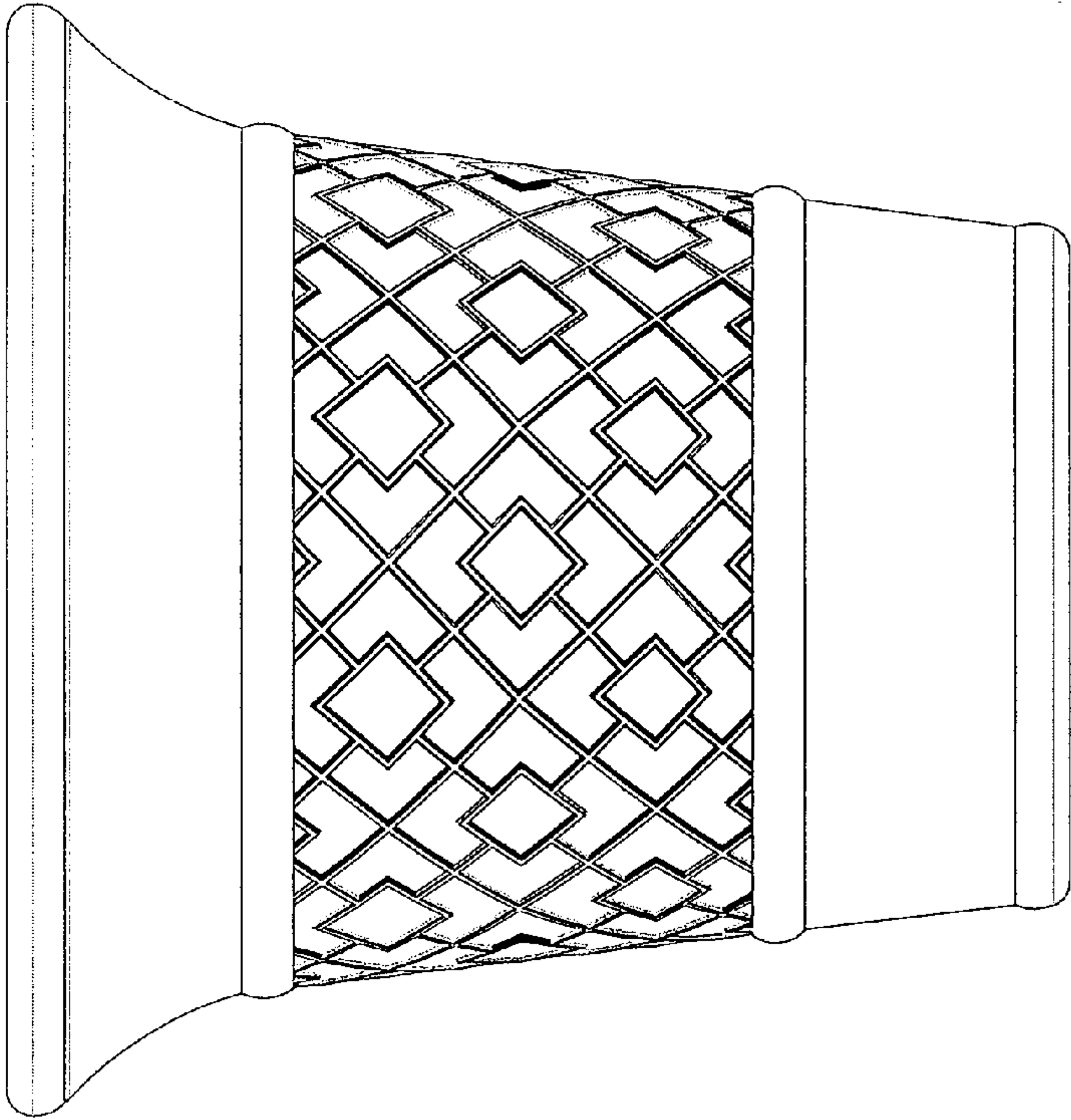


Fig. 2

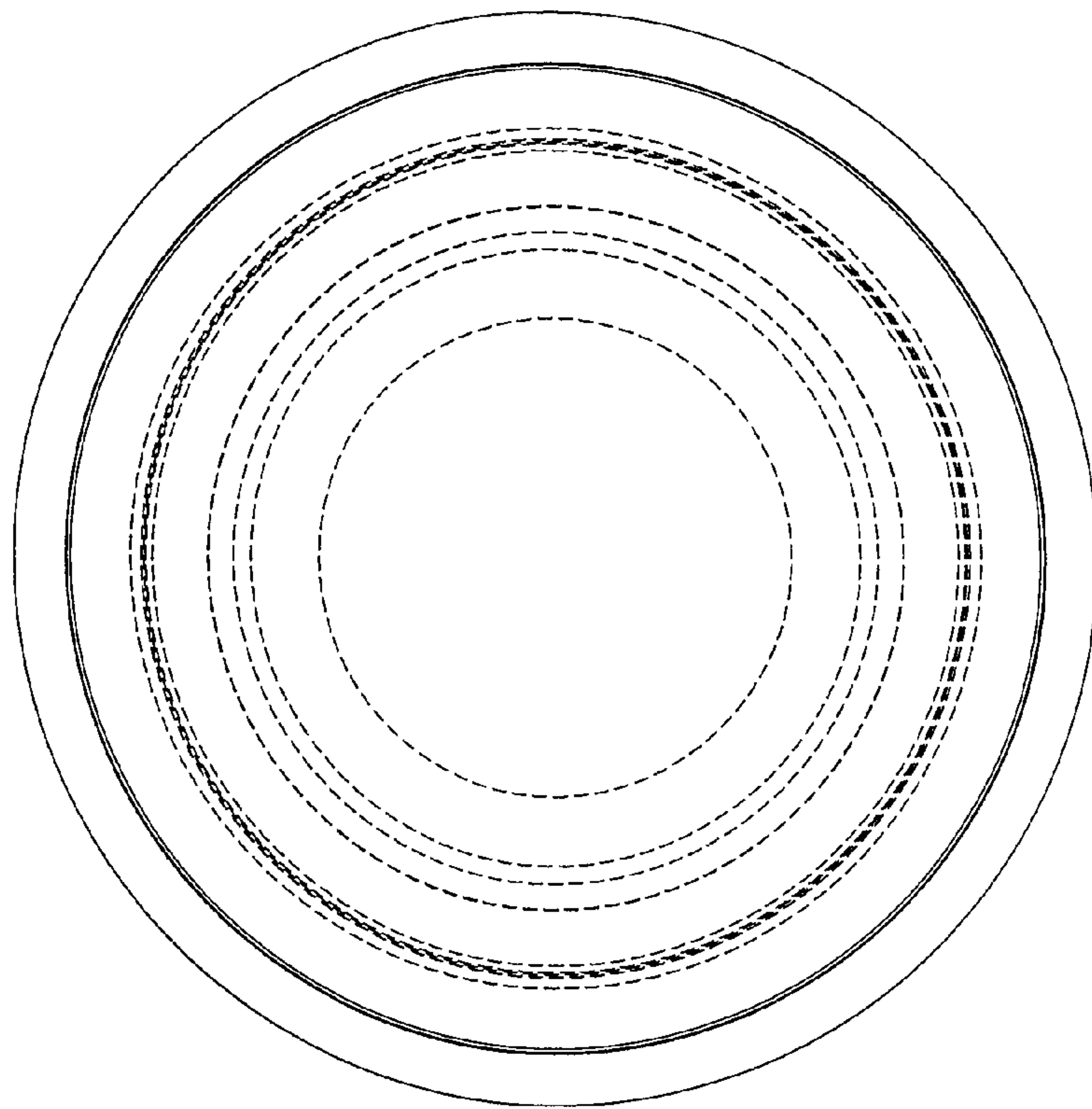


Fig. 4

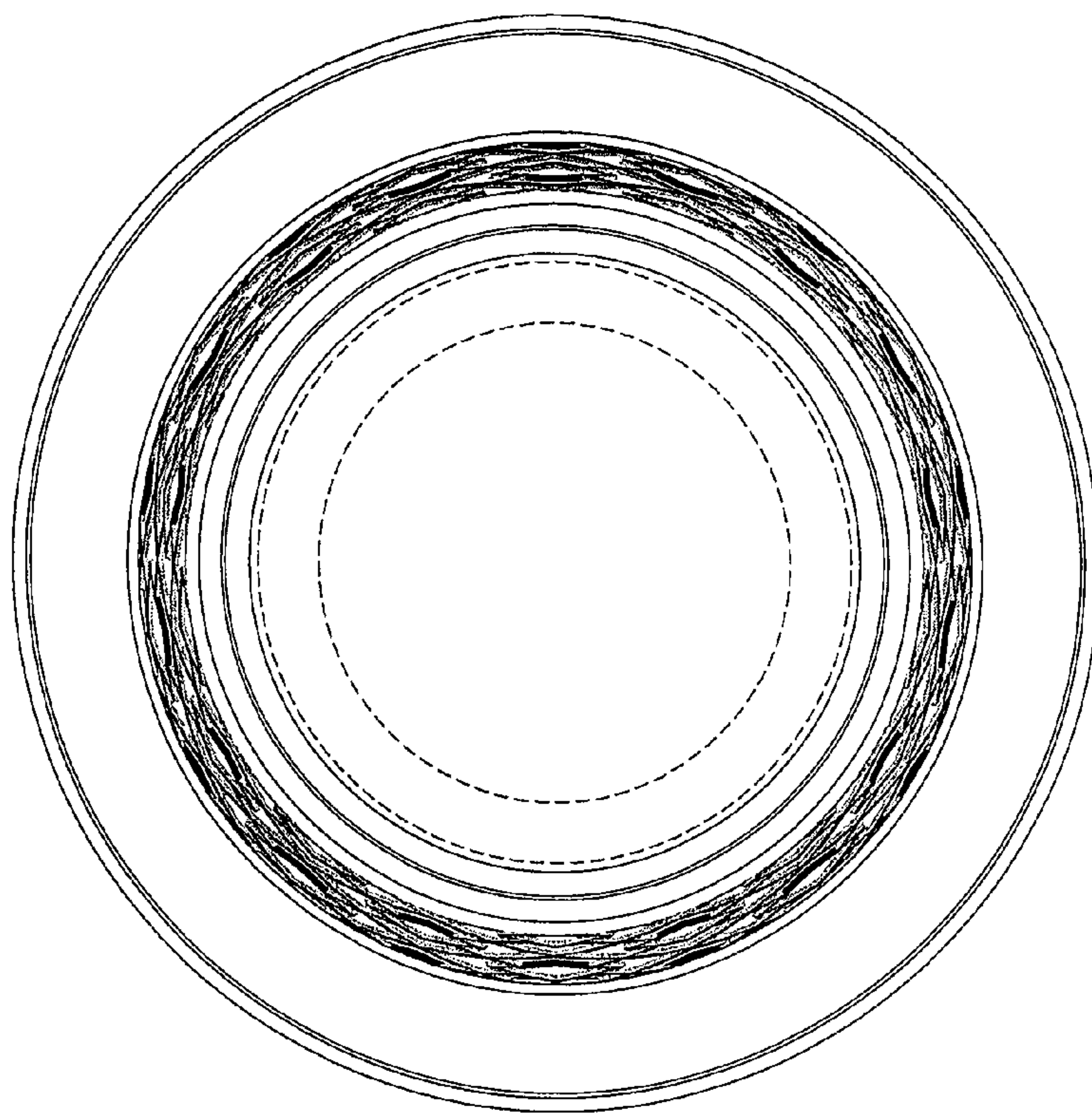


Fig. 5