

US00D734198S

(12) **United States Design Patent**  
**Greppi**

(10) **Patent No.:** **US D734,198 S**  
(45) **Date of Patent:** **\*\* Jul. 14, 2015**

(54) **PENDANT**

(71) Applicant: **MONTBLANC-SIMPLO GmbH**,  
Hamburg (DE)

(72) Inventor: **Dalia Greppi**, London (GB)

(73) Assignee: **Montblanc-Simplo GmbH**, Hamburg,  
DE (US)

(\*\*) Term: **14 Years**

(21) Appl. No.: **29/494,167**

(22) Filed: **Jun. 18, 2014**

(30) **Foreign Application Priority Data**

Dec. 18, 2013 (WO) ..... DM/082 514

(51) **LOC (10) Cl.** ..... **11-01**

(52) **U.S. Cl.**  
USPC ..... **D11/84**

(58) **Field of Classification Search**  
USPC ..... D11/1, 204, 79-86, 33, 63-68, 95, 96,  
D11/106; 63/1.11, 18, 19, 20, 21, 22, 23, 35  
See application file for complete search history.

(56) **References Cited**

**U.S. PATENT DOCUMENTS**

D48,864 S \* 4/1916 Houston et al. .... D11/95  
D122,221 S \* 8/1940 Philippe ..... D11/74  
D131,868 S \* 3/1942 Philippe ..... D11/74  
D168,591 S \* 1/1953 Philippe ..... D11/74  
D199,424 S \* 10/1964 Weiss ..... D28/39

3,589,322 A \* 6/1971 Hirokawa ..... 112/401  
D357,335 S \* 4/1995 Cathcart ..... D28/41  
D433,648 S \* 11/2000 Wong ..... D11/81  
D520,900 S \* 5/2006 Nelson ..... D11/79  
D654,624 S \* 2/2012 Hsu ..... D28/41  
8,464,405 B2 \* 6/2013 Takeuchi ..... 24/518  
D703,084 S \* 4/2014 Parvex ..... D11/1  
D715,679 S \* 10/2014 Ochoa ..... D11/80  
D715,680 S \* 10/2014 Ochoa ..... D11/80  
D718,168 S \* 11/2014 Wempe ..... D11/1

**OTHER PUBLICATIONS**

[Online] <https://beautyandfashiondubai.files.wordpress.com/2014/06/montblanc-jewels.png>. Retrieved Mar. 5, 2015.\*

\* cited by examiner

*Primary Examiner* — Jennifer Rivard

*Assistant Examiner* — Melanie Pellegrini

(74) *Attorney, Agent, or Firm* — Taft Stettinius & Hollister  
LLP


(57) **CLAIM**

The ornamental design for a pendant, as shown and described.

**DESCRIPTION**

FIG. 1 is a front view of a pendant showing my new design.  
FIG. 2 is a rear view of the pendant of FIG. 1.  
FIG. 3 is a top view of the pendant of FIG. 1.  
FIG. 4 is a bottom view of the pendant of FIG. 1.  
FIG. 5 is a left side view of the pendant of FIG. 1.  
FIG. 6 is a right side view of the pendant of FIG. 1; and,  
FIG. 7 is front, right-side perspective view of the pendant of  
FIG. 1.

**1 Claim, 1 Drawing Sheet**






Fig. 1




Fig. 2

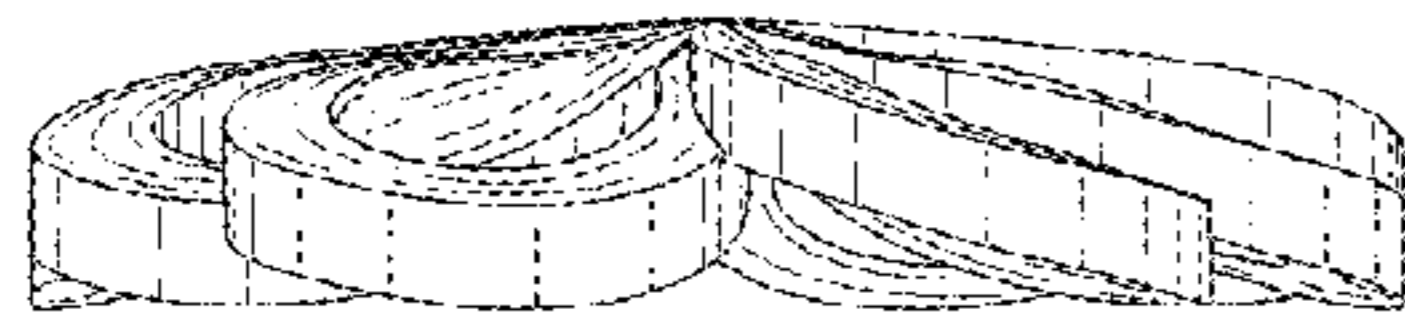


Fig. 3




Fig. 4

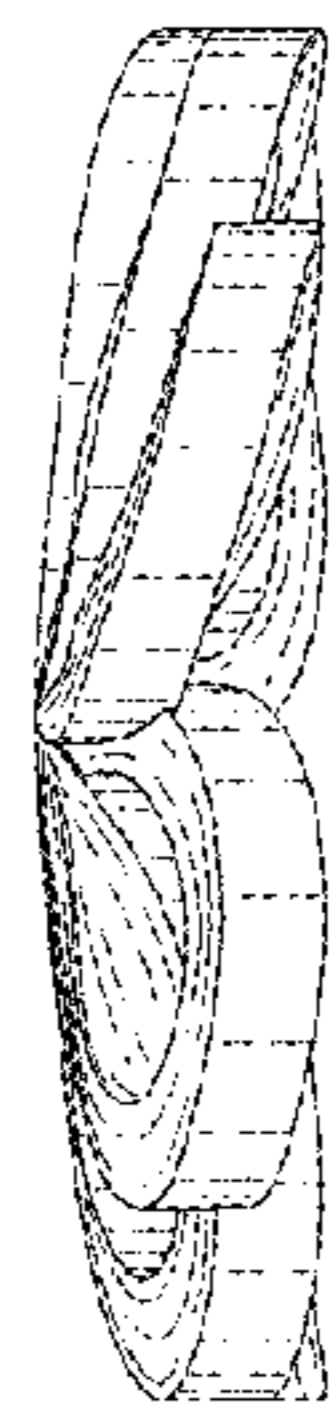


Fig. 5



Fig. 6




Fig. 7