



US00D734186S

(12) **United States Design Patent**  
**Ringlein**

(10) **Patent No.:** **US D734,186 S**

(45) **Date of Patent:** **\*\* Jul. 14, 2015**

(54) **RULER**

(71) Applicant: **John Frederick Ringlein**, Naperville, IL  
(US)

(72) Inventor: **John Frederick Ringlein**, Naperville, IL  
(US)

(\*\*) Term: **14 Years**

(21) Appl. No.: **29/485,331**

(22) Filed: **Mar. 18, 2014**

(51) **LOC (10) Cl.** ..... **10-04**

(52) **U.S. Cl.**  
USPC ..... **D10/71**

(58) **Field of Classification Search**  
USPC ..... D10/71, 72, 74  
CPC ..... G01B 3/02; G01B 3/04  
See application file for complete search history.

(56) **References Cited**

U.S. PATENT DOCUMENTS

4,484,395	A	*	11/1984	Samuels	.....	33/494
D398,869	S	*	9/1998	Taylor	.....	D10/71
D410,858	S	*	6/1999	Taylor	.....	D10/71
D439,531	S	*	3/2001	Davis et al.	.....	D10/71
D510,041	S	*	9/2005	Mitchell	.....	D10/71
D637,925	S	*	5/2011	Groover et al.	.....	D10/71
D684,875	S	*	6/2013	Cook	.....	D10/71

\* cited by examiner

*Primary Examiner* — Antoine D Davis

(57) **CLAIM**  
The ornamental design for a ruler, as shown and described.

**DESCRIPTION**

FIG. 1 is a top perspective view of a ruler showing my new design.  
FIG. 2 is a view of the end of the ruler  
FIG. 3 is a view of the back of the ruler; and,  
FIG. 4 is a view of the side of the ruler.

**1 Claim, 2 Drawing Sheets**

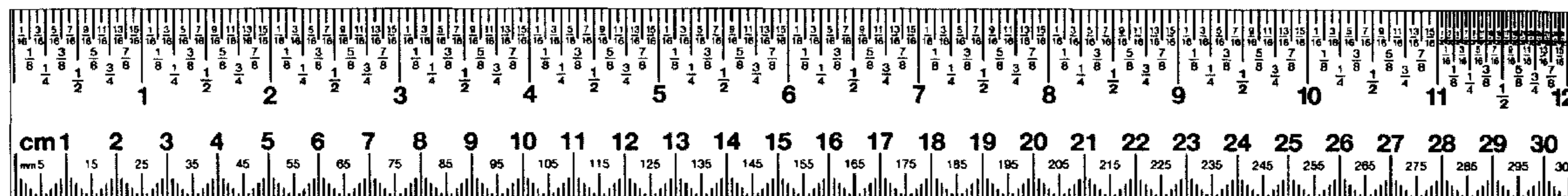


Figure 1

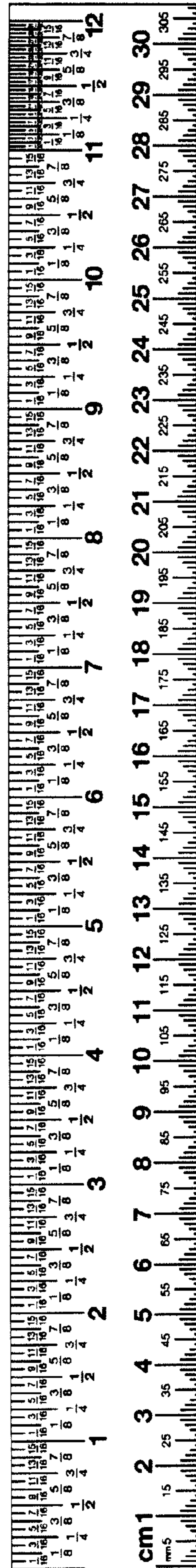


Figure 2



Figure 3




Figure 4

