



US00D734159S

(12) **United States Design Patent**
Brisson

(10) **Patent No.:** **US D734,159 S**

(45) **Date of Patent:** **** Jul. 14, 2015**

(54) **SPICE BOTTLE**

(71) Applicant: **Richard Erick Brisson**, Henrico, VA
(US)

(72) Inventor: **Richard Erick Brisson**, Henrico, VA
(US)

(73) Assignee: **CFS Holdings, Inc.**, Richmond, VA
(US)

(**) Term: **14 Years**

(21) Appl. No.: **29/473,096**

(22) Filed: **Nov. 19, 2013**

(51) **LOC (10) Cl.** **09-01**

(52) **U.S. Cl.**
USPC **D9/542**

(58) **Field of Classification Search**
USPC D9/674, 682, 683, 686, 687, 688, 694,
D9/516, 541-543, 563-574, 575, 435, 559,
D9/544, 538, 530, 522-523, 554-546, 520,
D9/454; 215/379, 381-384; D24/197;
D3/202; 220/660-661, 669, 675
CPC ... A47G 19/24; A47G 19/2266; A47G 19/32;
A47G 23/02; B65D 1/0223; B65D 1/0246;
B65D 1/02
See application file for complete search history.

(56) **References Cited**

U.S. PATENT DOCUMENTS

754,168	A *	3/1904	Sherman	215/382
1,611,443	A *	12/1926	Hothersall	222/542
D267,076	S *	11/1982	Hurtig	D9/520
D270,331	S *	8/1983	Benson	D9/520
D362,807	S *	10/1995	Bech	D9/543
5,544,768	A *	8/1996	Gargione	215/209
D454,502	S *	3/2002	Legros	D9/544
D465,418	S *	11/2002	Thierjung	D9/560

D481,640	S *	11/2003	Biesecker	D9/560
D511,943	S *	11/2005	Betras	D7/624.2
D531,913	S *	11/2006	Heisner et al.	D9/560
D539,651	S *	4/2007	Snyder	D9/520
D548,607	S *	8/2007	Langbein et al.	D9/560
D558,583	S *	1/2008	Langbein et al.	D9/560
D558,584	S *	1/2008	Blank	D9/560
D577,599	S *	9/2008	Moretti	D9/560

(Continued)

Primary Examiner — Cynthia Ramirez

Assistant Examiner — Gino Colan

(74) *Attorney, Agent, or Firm* — Thomas, Karceski & Karmilovich, P.C.

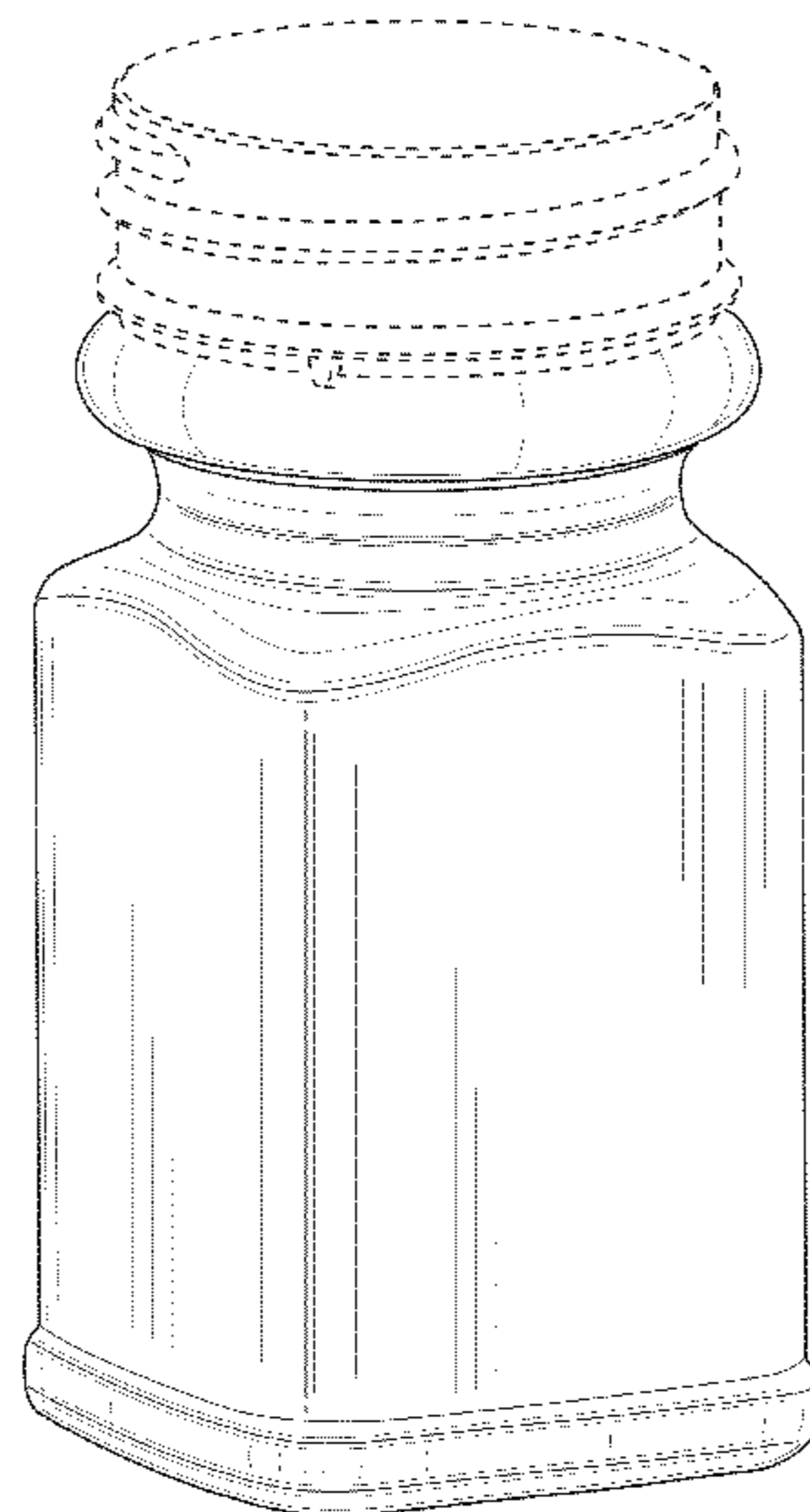
(57) **CLAIM**

The ornamental design for a spice bottle, as shown and described.

DESCRIPTION

FIG. 1 is a perspective view of a first embodiment of a spice bottle that is formed from an opaque material.
 FIG. 2 is view of one of the sides of the spice bottle, with all the other side views being the same.
 FIG. 3 is a top view of the spice bottle of FIG. 1.
 FIG. 4 is a bottom view of the spice bottle of FIG. 1.
 FIG. 5 is a perspective view of a second embodiment of a spice bottle that is made of a transparent material.
 FIG. 6 is a view of one of the sides of the spice bottle, with all the other side views being the same.
 FIG. 7 is a top view of the spice bottle of FIG. 5.
 FIG. 8 is a bottom view of the spice bottle of FIG. 5; and,
 FIG. 9 is a perspective view of the spice bottle shown in FIG. 1 with one possible top shown in broken lines mounted thereon.
 Broken lines are included in the Figures of the drawings to denote aspects of the spice bottle that form no part of the claimed design and to delimit the unclaimed boundaries of various features that form part of the claimed design.

1 Claim, 7 Drawing Sheets



(56)

References Cited

U.S. PATENT DOCUMENTS

D595,141 S *	6/2009	Rica	D9/544	D655,200 S *	3/2012	Gross et al.	D9/687
D602,785 S *	10/2009	Rothberg et al.	D9/560	D676,331 S *	2/2013	Hartford	D9/544
D607,743 S *	1/2010	Eble	D9/559	D678,074 S *	3/2013	De France	D9/560
D612,256 S *	3/2010	Wurster et al.	D9/560	D691,054 S *	10/2013	Olsson et al.	D9/560
D613,177 S *	4/2010	Lee	D9/560	D696,958 S *	1/2014	Rex	D9/560
D643,295 S *	8/2011	Sadler et al.	D9/522	D701,769 S *	4/2014	Eble	D9/560
				D717,661 S *	11/2014	McIntire et al.	D9/560
				2011/0079574 A1 *	4/2011	Wurster et al.	215/383

* cited by examiner

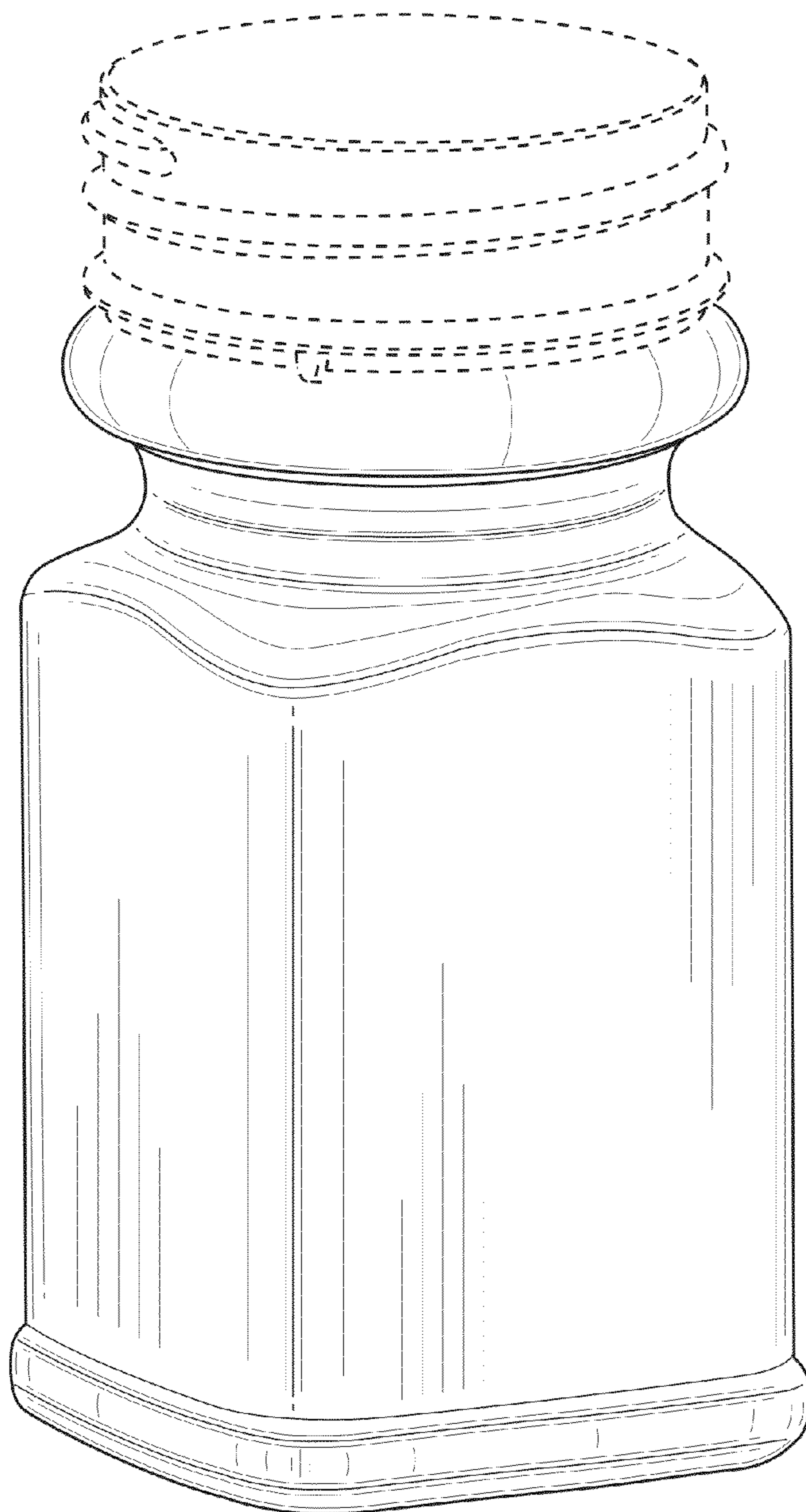


FIG. 1




FIG. 2

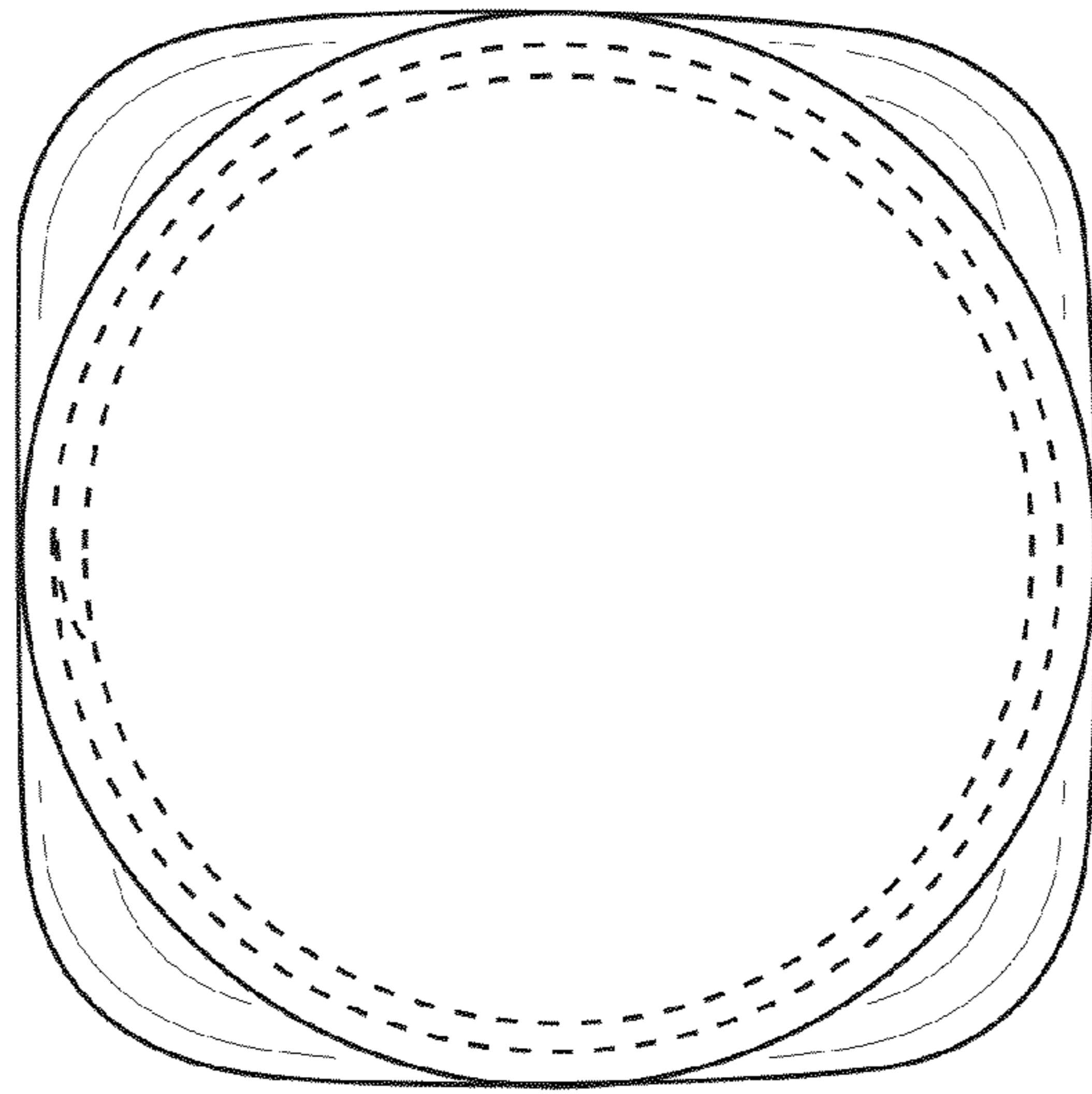


FIG. 3

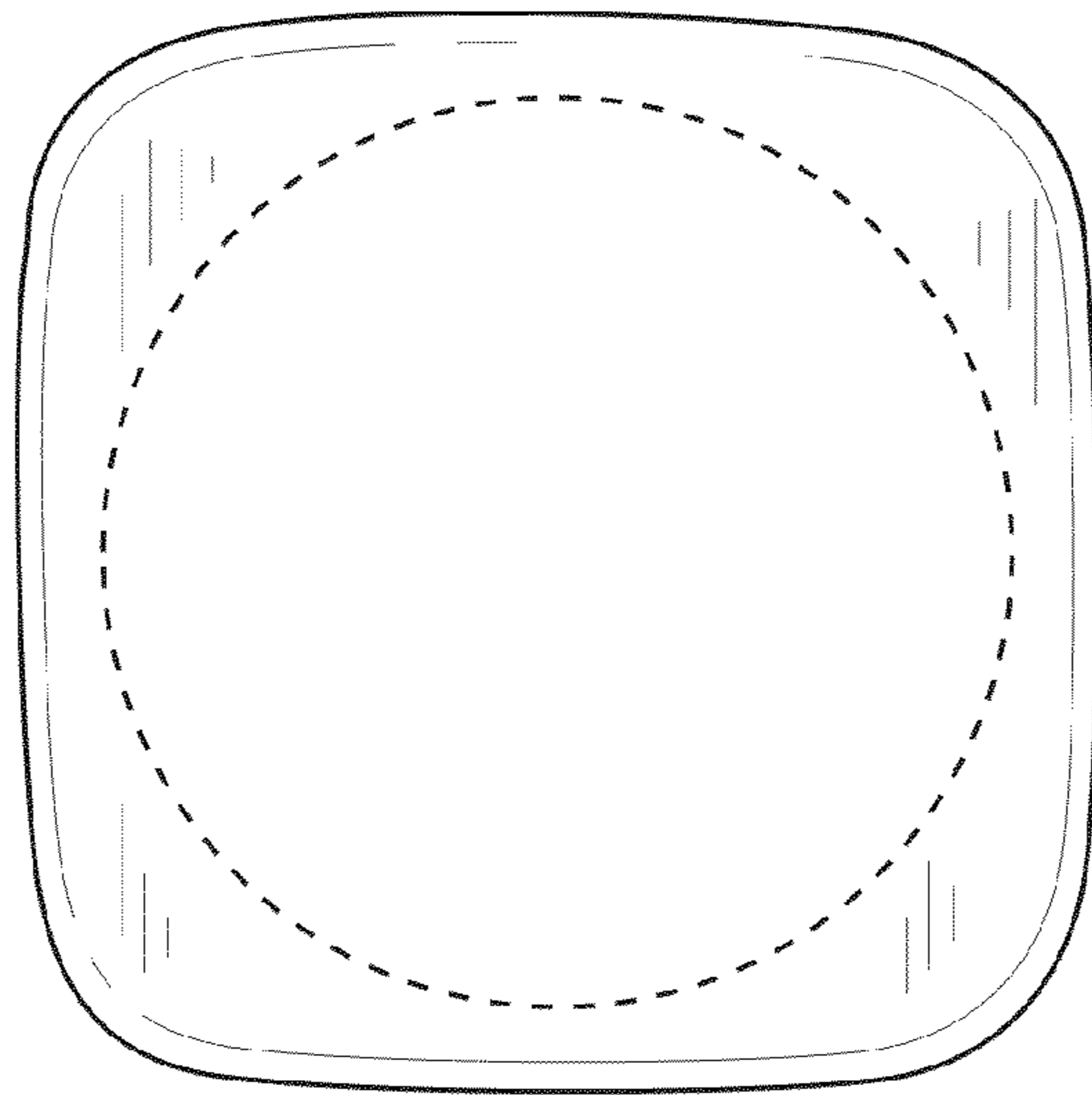


FIG. 4

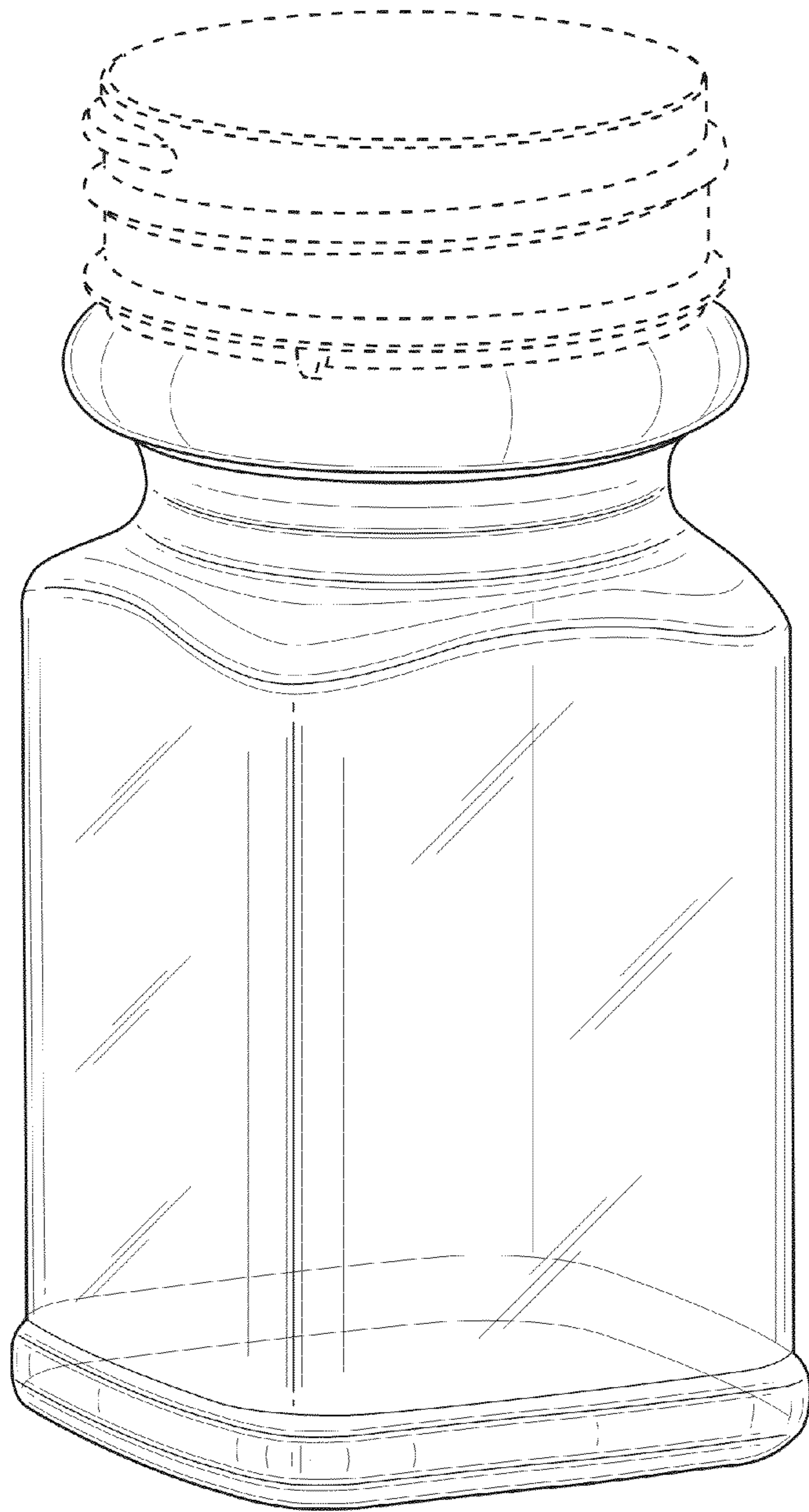


FIG. 5




FIG. 6

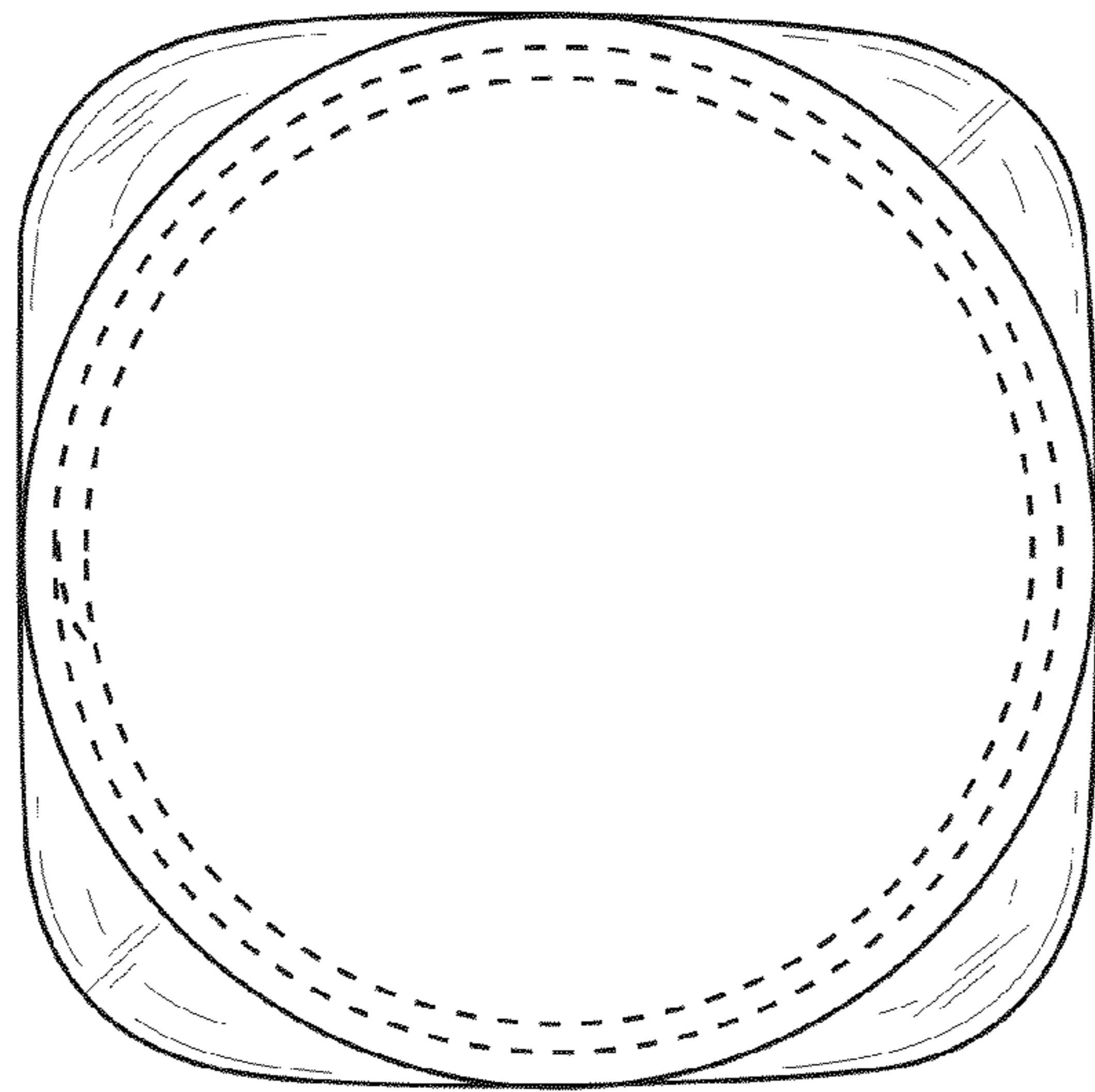


FIG. 7

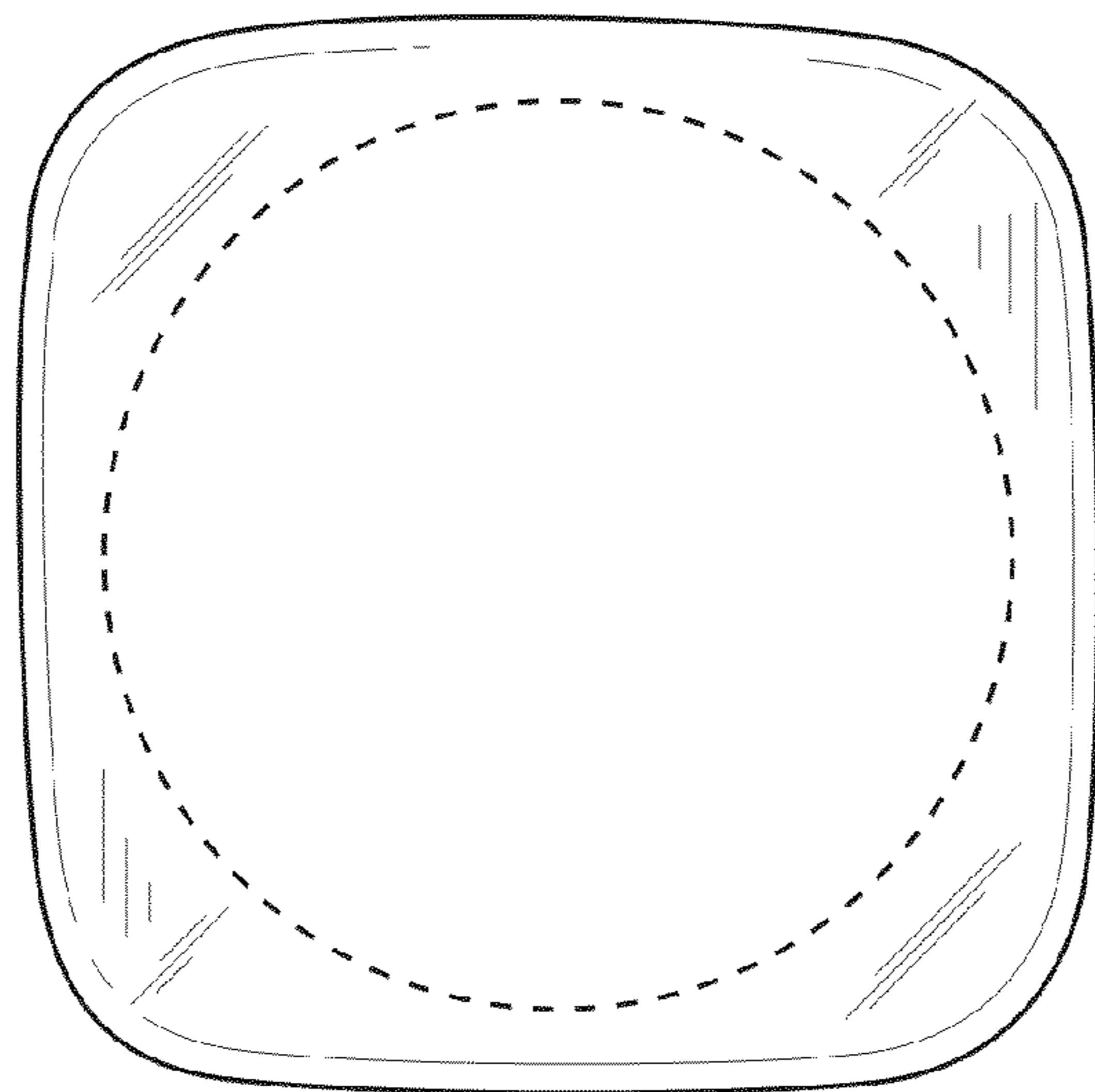


FIG. 8

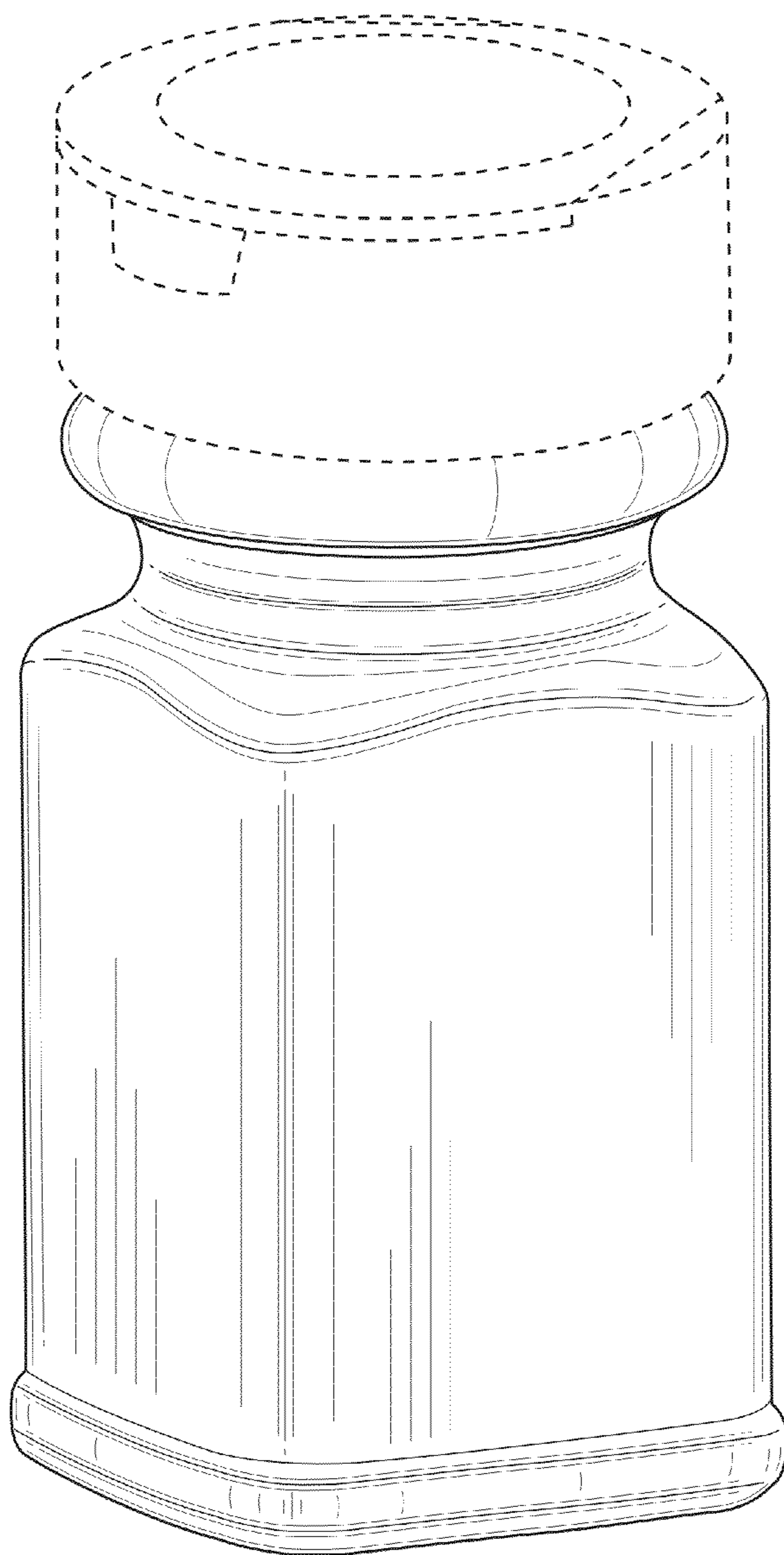


FIG. 9