



US00D734143S

(12) **United States Design Patent**
Mayer et al.

(10) **Patent No.:** **US D734,143 S**
(45) **Date of Patent:** **** Jul. 14, 2015**

(54) **COMBINED GAME COIN AND PACKAGE**

(71) Applicant: **American Greetings Corporation,**
Cleveland, OH (US)

(72) Inventors: **David Mayer,** Bay Village, OH (US);
Toby Seadler, Bay Village, OH (US)

(73) Assignee: **American Greetings Corporation,**
Cleveland, OH (US)

(**) Term: **14 Years**

(21) Appl. No.: **29/506,282**

(22) Filed: **Oct. 14, 2014**

Related U.S. Application Data

(62) Division of application No. 29/466,296, filed on Sep. 6, 2013, now Pat. No. Des. 720,210.

(51) **LOC (10) Cl.** **09-03**

(52) **U.S. Cl.**
USPC **D9/415**

(58) **Field of Classification Search**
USPC D9/414, 415, 418, 433, 722, 457, 456,
D9/499, 715; D19/113; D99/34; 40/124.03
CPC B42D 15/022
See application file for complete search history.

(56) **References Cited**

U.S. PATENT DOCUMENTS

D435,066 S * 12/2000 Hurschman D19/113

D569,575 S * 5/2008 Yalinkaya D99/34
D570,075 S * 5/2008 Wood et al. D99/34
D637,073 S * 5/2011 Morcos D9/415
D720,210 S * 12/2014 Mayer et al. D9/415
D727,721 S * 4/2015 Mayer et al. D9/415
2011/0146117 A1* 6/2011 Mayer et al. 40/124.03

* cited by examiner

Primary Examiner — Holly Baynham

Assistant Examiner — Rhea Shields

(74) *Attorney, Agent, or Firm* — Christine Flanagan

(57) **CLAIM**

The ornamental designs for a combined game coin and package, as shown and described.

DESCRIPTION

FIG. 1 is a perspective view of the combined game coin and package of the present invention.

FIG. 2 is a rear view of the combined game coin and package of FIGS. 1 and 2.

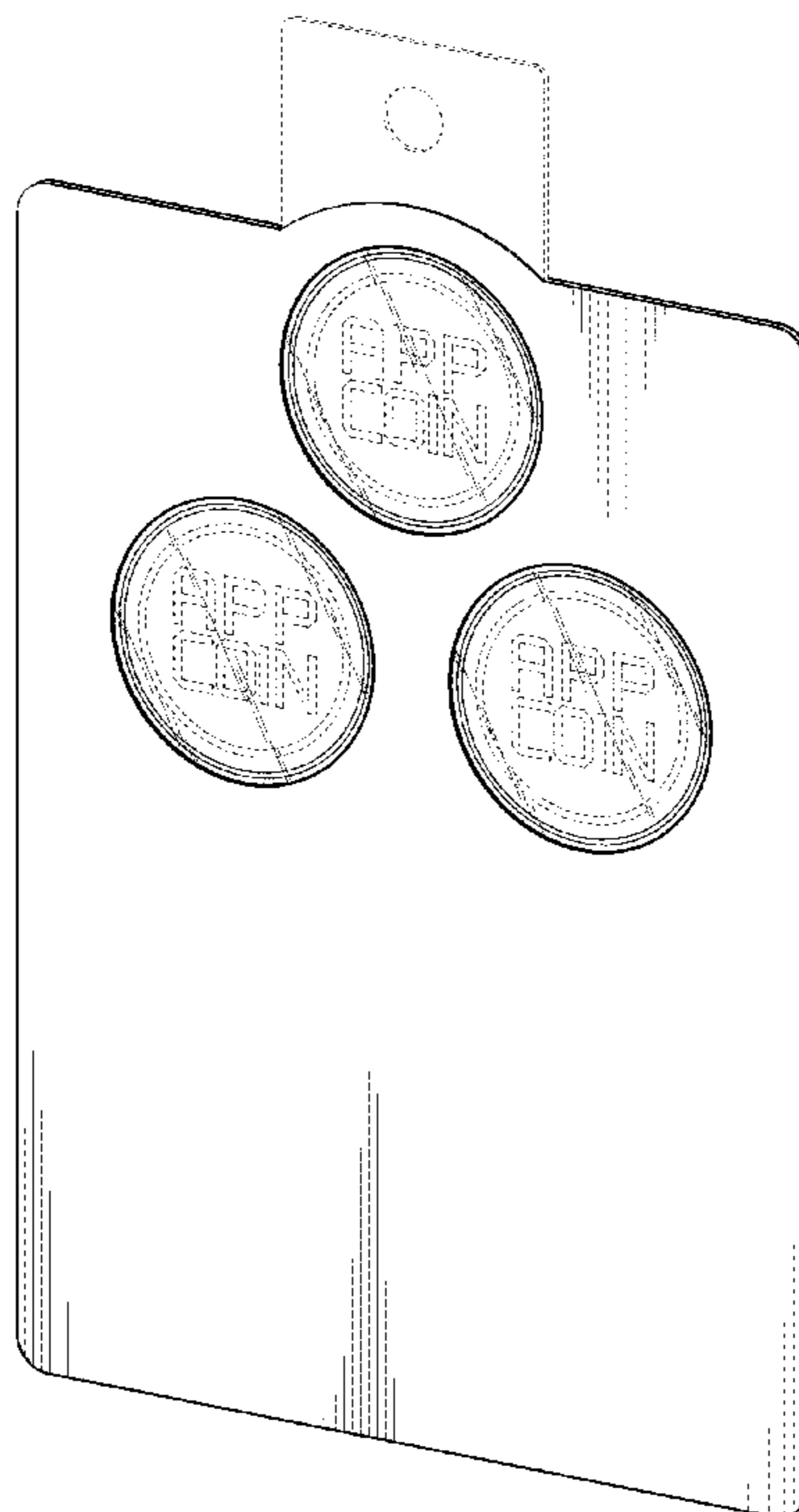
FIG. 3 is a right side view of the combined game coin and package of FIGS. 1 and 2, the left side view being identical thereto.

FIG. 4 is a top view of the combined game coin and package of FIGS. 1 and 2; and,

FIG. 5 is a bottom view of the combined game coin and package of FIGS. 1 and 2.

In the drawings, the broken lines are for the purpose of illustrating environment only and form no part of the claimed design.

1 Claim, 2 Drawing Sheets



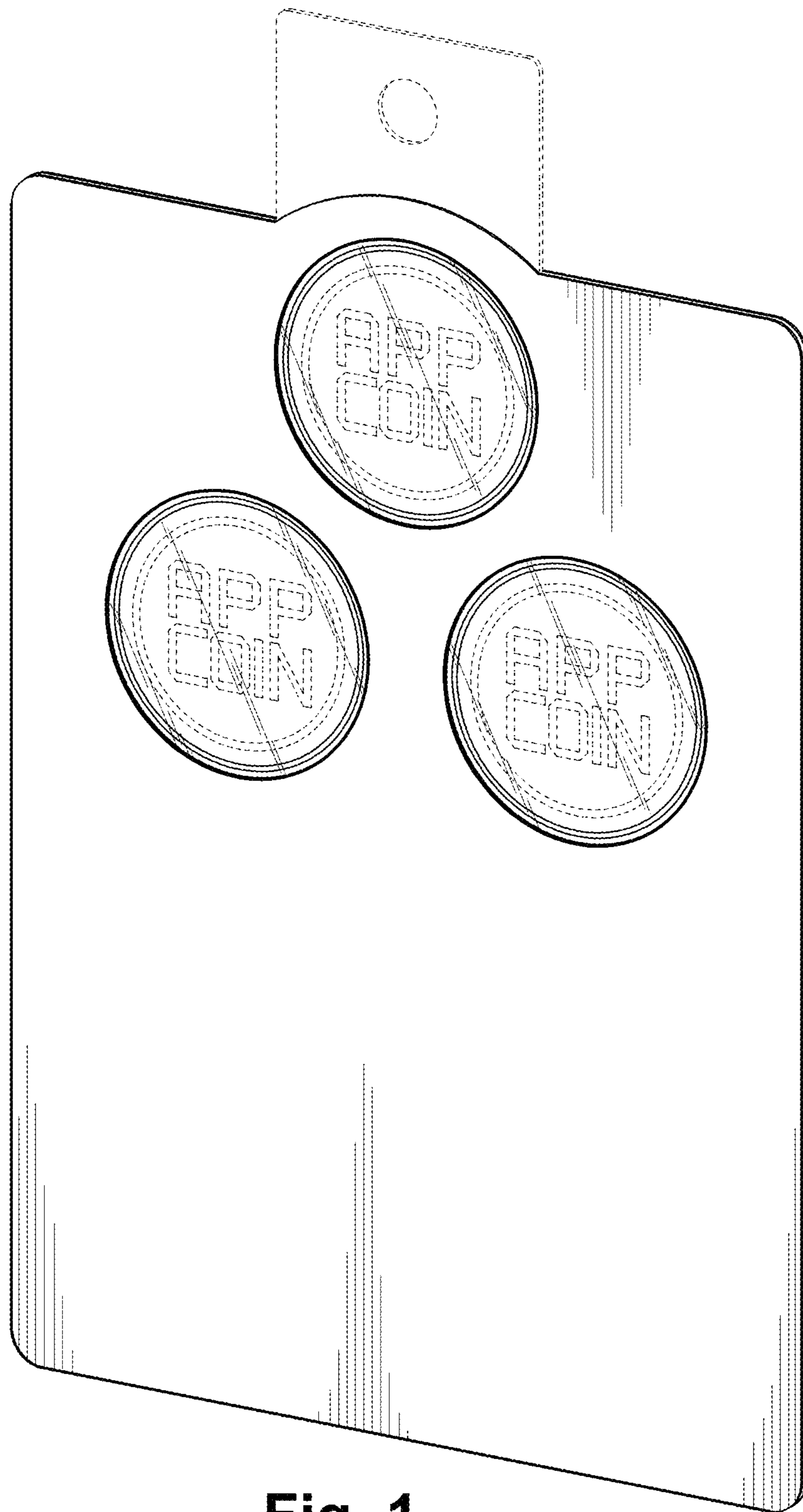


Fig. 1




Fig. 2



Fig. 3

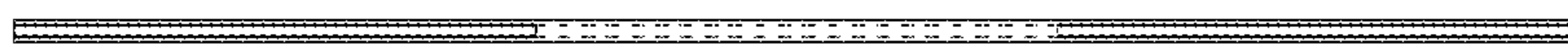


Fig. 4



Fig. 5