



US00D734133S

(12) **United States Design Patent**
Spindler et al.

(10) **Patent No.:** **US D734,133 S**
(45) **Date of Patent:** **** Jul. 14, 2015**

(54) **LIGHT HANGER PRO ADHESIVE-BACKED
INSTALLATION HOOK**

(71) Applicants: **Daniel Spindler**, Saugus, CA (US);
Joan Schlesinger, Canyon Country, CA
(US)

(72) Inventors: **Daniel Spindler**, Saugus, CA (US);
Joan Schlesinger, Canyon Country, CA
(US)

(**) Term: **14 Years**

(21) Appl. No.: **29/492,853**

(22) Filed: **Jun. 3, 2014**

Related U.S. Application Data

(63) Continuation of application No. 13/211,544, filed on
Aug. 17, 2011, now Pat. No. 8,752,877.

(51) **LOC (10) Cl.** **08-05**

(52) **U.S. Cl.**
USPC **D8/367**

(58) **Field of Classification Search**
USPC D8/367, 354, 349, 373, 372, 371, 356,
D8/353; D6/323; 248/301, 302, 303, 304,
248/339, 205.3, 544; 294/209, 24, 2, 210,
294/211; 403/53, 91, 97
CPC F16B 2/00; A63B 27/00
See application file for complete search history.

(56) **References Cited**

U.S. PATENT DOCUMENTS

D144,010	S	*	2/1946	Janssen	D6/323
2,679,998	A	*	6/1954	Keller	248/205.3
3,637,181	A	*	1/1972	Janssen	248/205.3
4,003,538	A	*	1/1977	Frye	248/544
D397,256	S	*	8/1998	Moore et al.	D6/323
D448,654	S	*	10/2001	Snell	D8/367

D490,694	S	*	6/2004	Levine-Umans	D8/367
D539,113	S	*	3/2007	Fulkerson	D8/307
D543,709	S	*	6/2007	Krumpe et al.	D6/323
D548,983	S	*	8/2007	Krumpe	D6/323
7,407,142	B1	*	8/2008	Lopez	248/304
D623,868	S	*	9/2010	Schiestl	D6/323
7,833,620	B2	*	11/2010	Enserink et al.	428/321.1
D630,446	S	*	1/2011	Dammers	D6/328
D645,730	S	*	9/2011	Berkowitz	D8/367
8,075,031	B2	*	12/2011	Walker, Jr.	294/24
D658,029	S	*	4/2012	Fulkerson et al.	D8/307
D659,519	S	*	5/2012	Berkowitz	D8/367
D667,720	S	*	9/2012	Berkowitz	D8/367
8,376,297	B2	*	2/2013	Portz	248/215
D697,387	S	*	1/2014	Starck	D8/367
D700,827	S	*	3/2014	Starck	D8/367
D715,133	S	*	10/2014	Pan	D8/367
D715,625	S	*	10/2014	Pan	D8/367
D715,626	S	*	10/2014	Pan	D8/367
D716,133	S	*	10/2014	Pan	D8/367
D717,550	S	*	11/2014	Harden et al.	D6/323

* cited by examiner

Primary Examiner — Cynthia Underwood

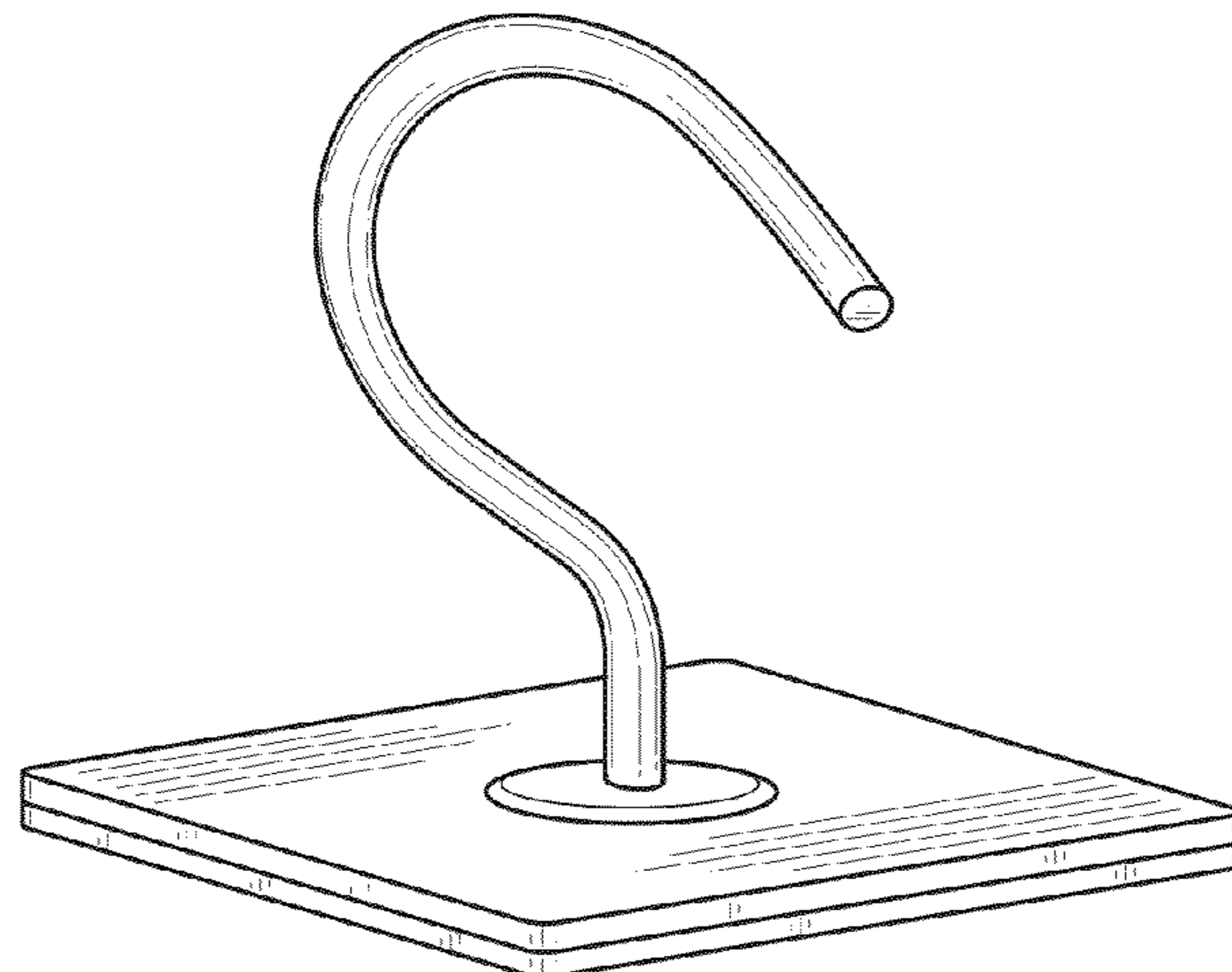
(57) **CLAIM**

The ornamental design for a light hanger pro adhesive-backed installation hook, as shown and described.

DESCRIPTION

FIG. 1 is a perspective view of a light hanger pro adhesive-backed installation hook showing our new design;
FIG. 2 is a front elevational view thereof;
FIG. 3 is a rear elevational view thereof;
FIG. 4 is a left side elevational view thereof;
FIG. 5 is a right side elevational view thereof;
FIG. 6 is a top plan view thereof; and,
FIG. 7 is a bottom plan view thereof.
The broken lines are included for illustrative purposes only and form no part of the claim.

1 Claim, 4 Drawing Sheets



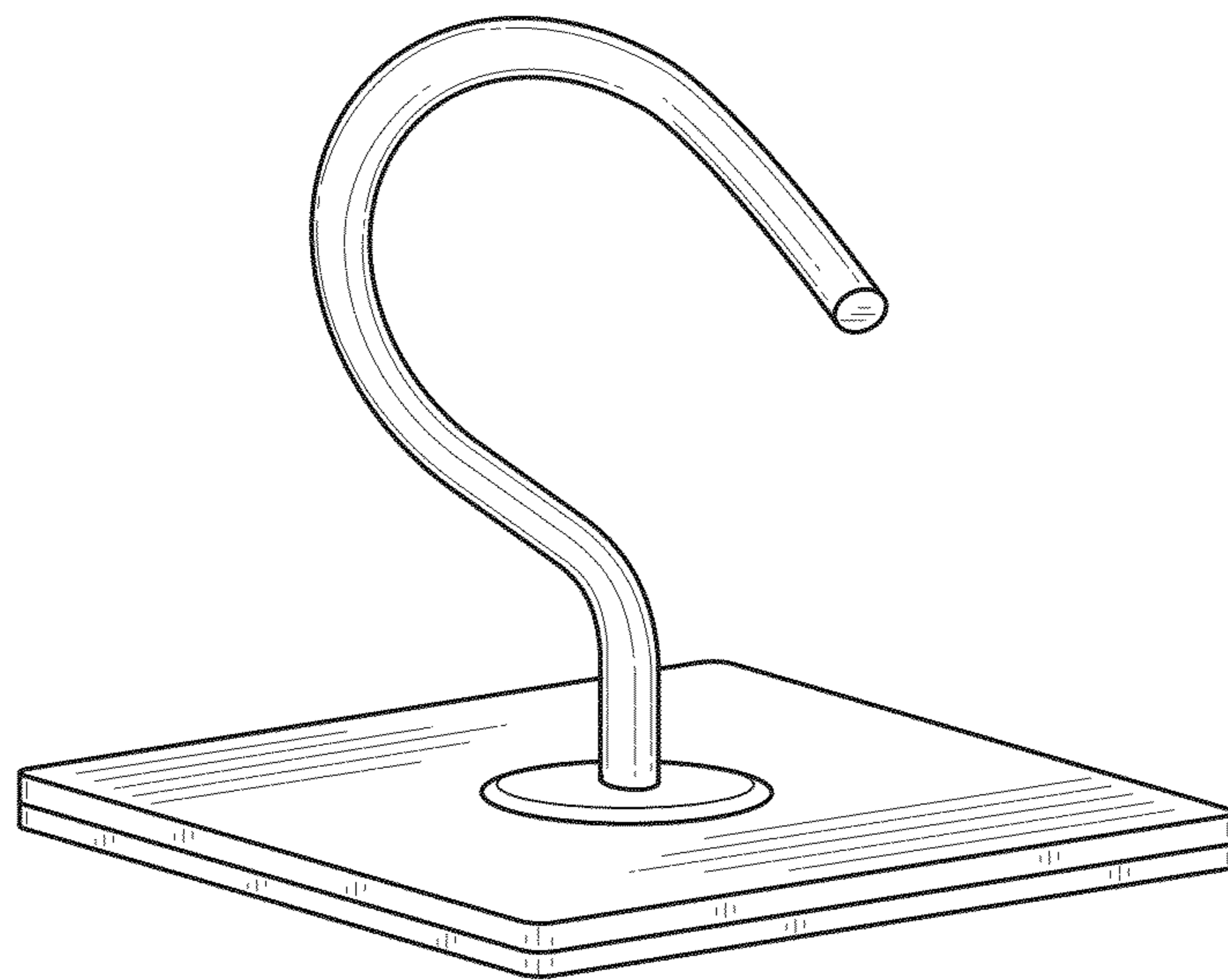


FIG. 1

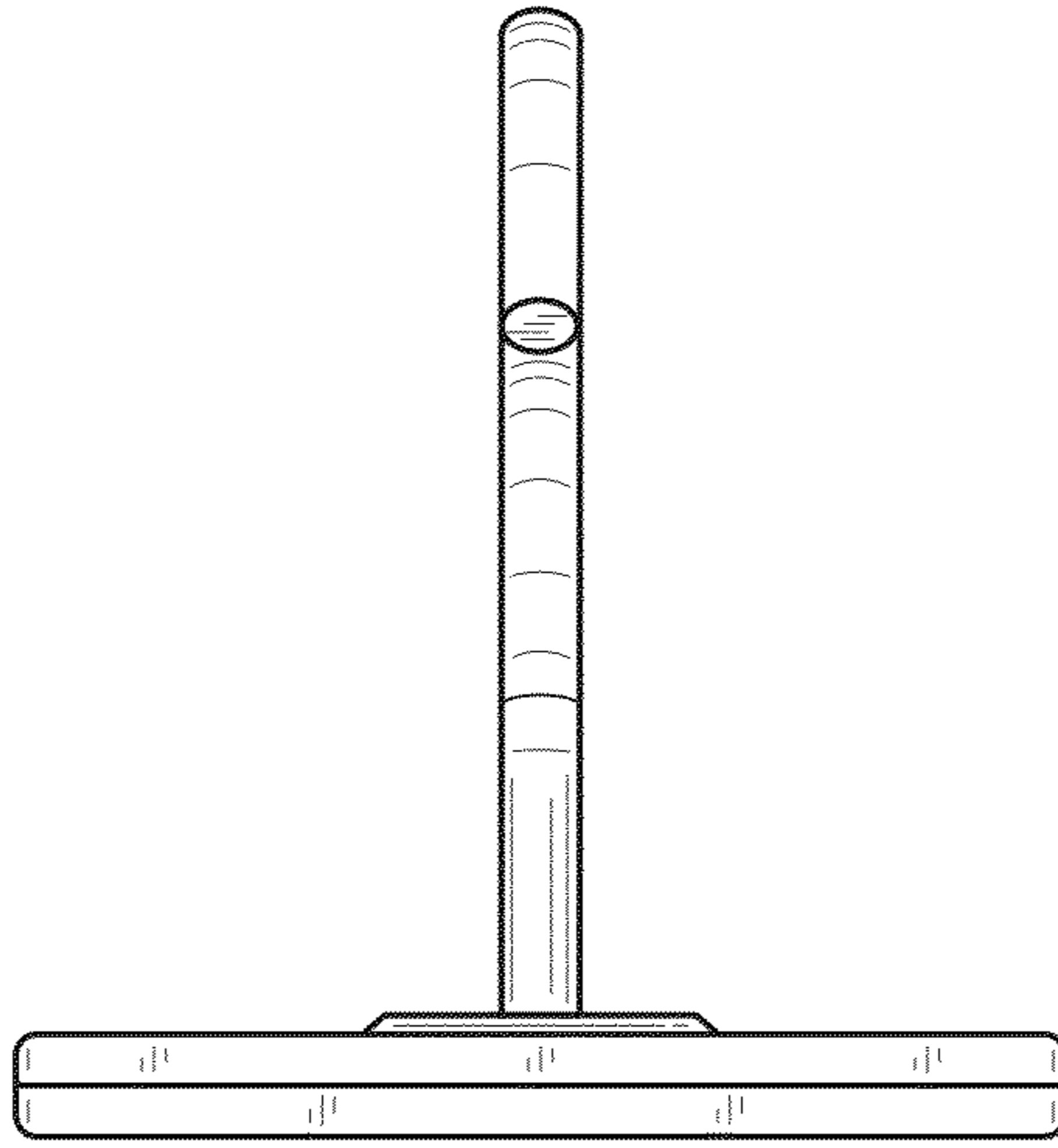


FIG. 2

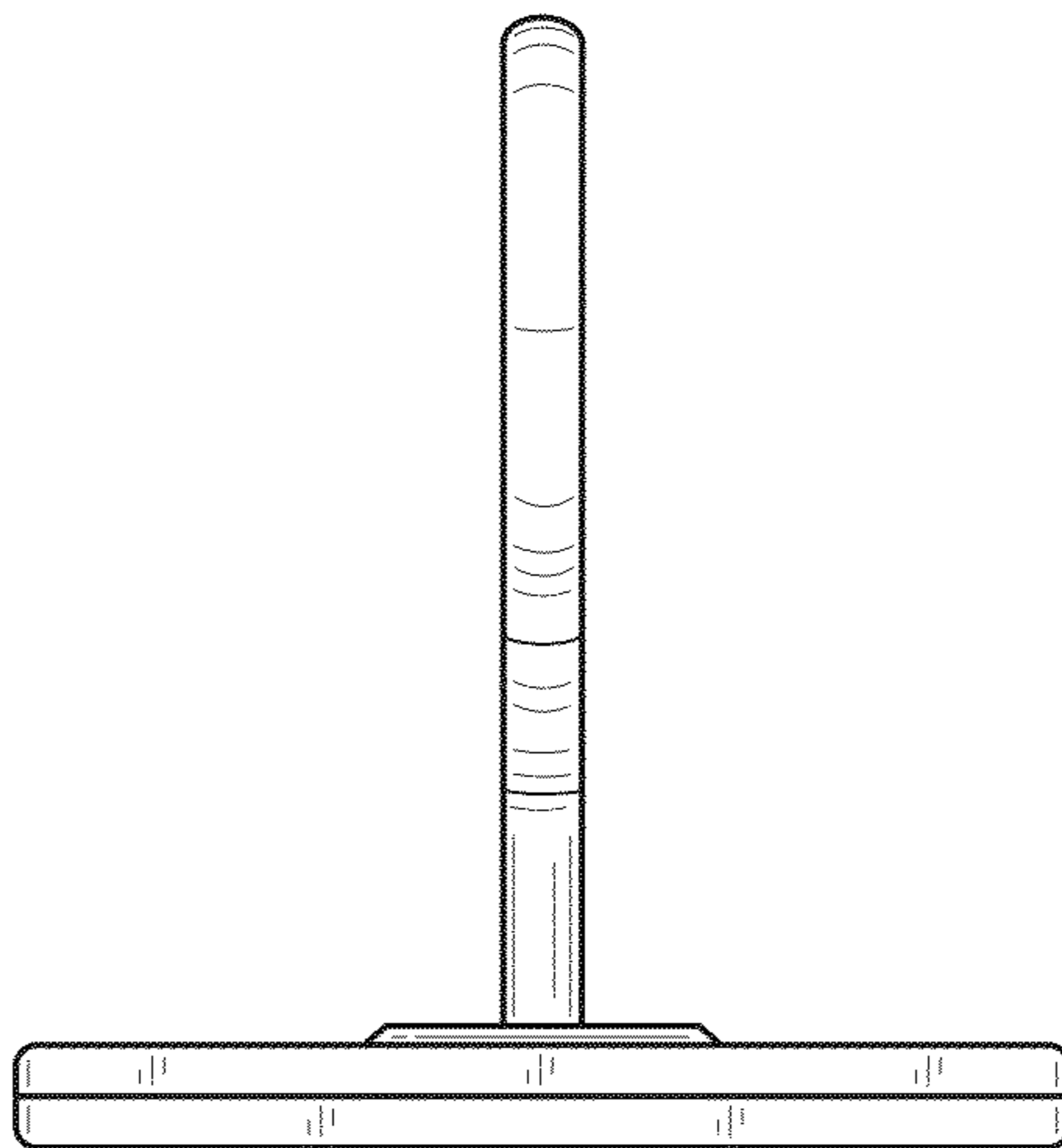


FIG. 3

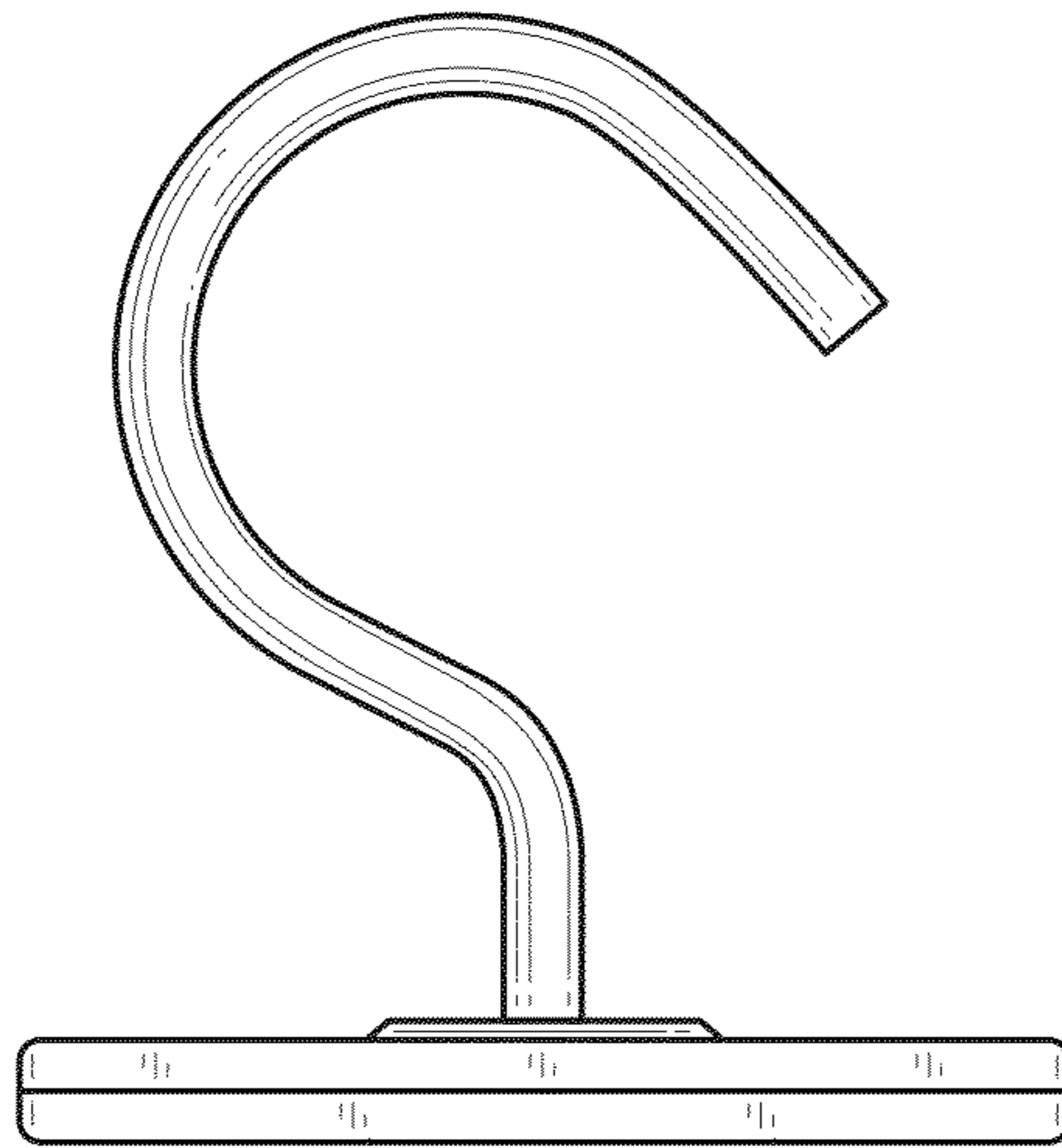


FIG. 4

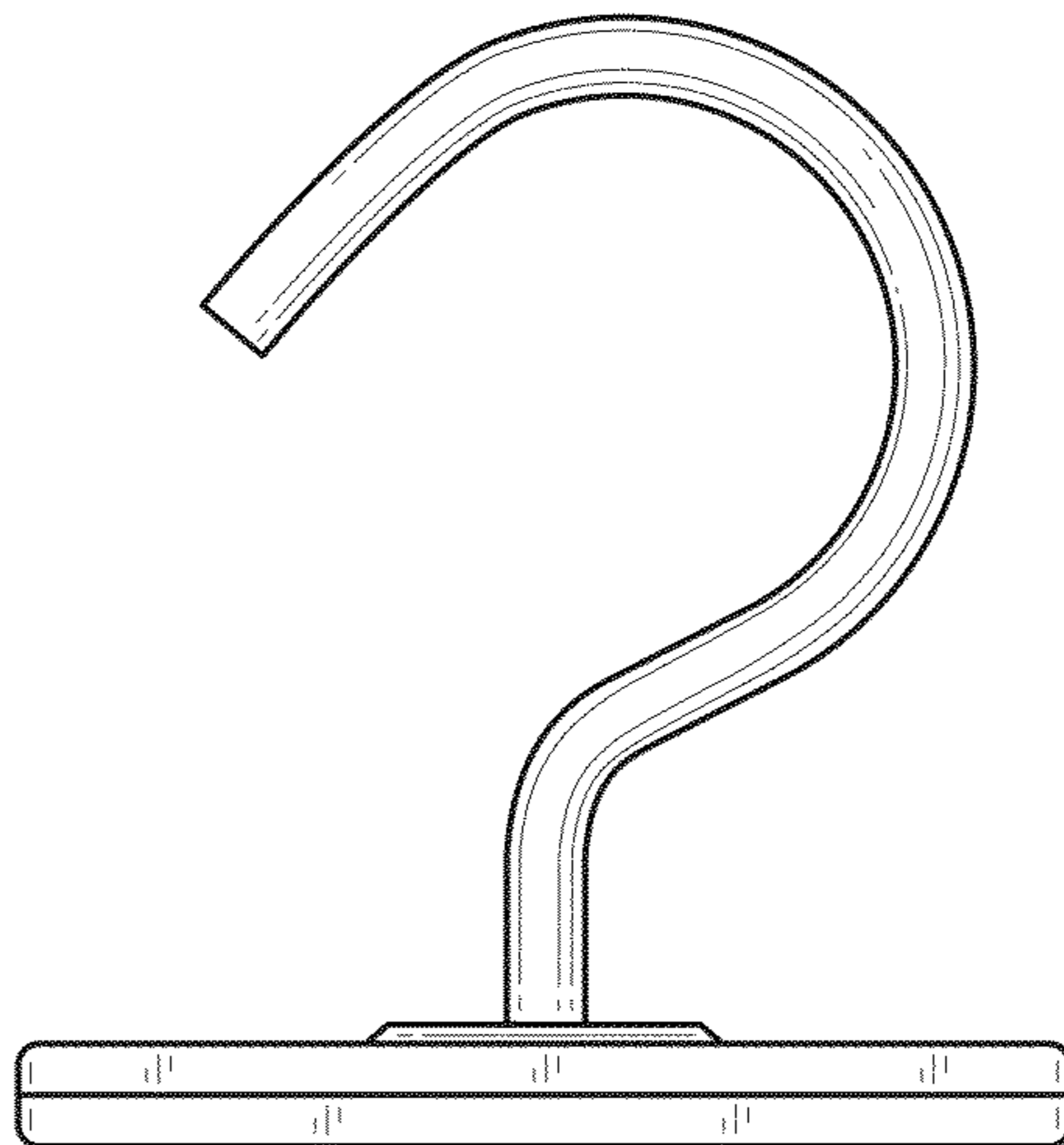


FIG. 5

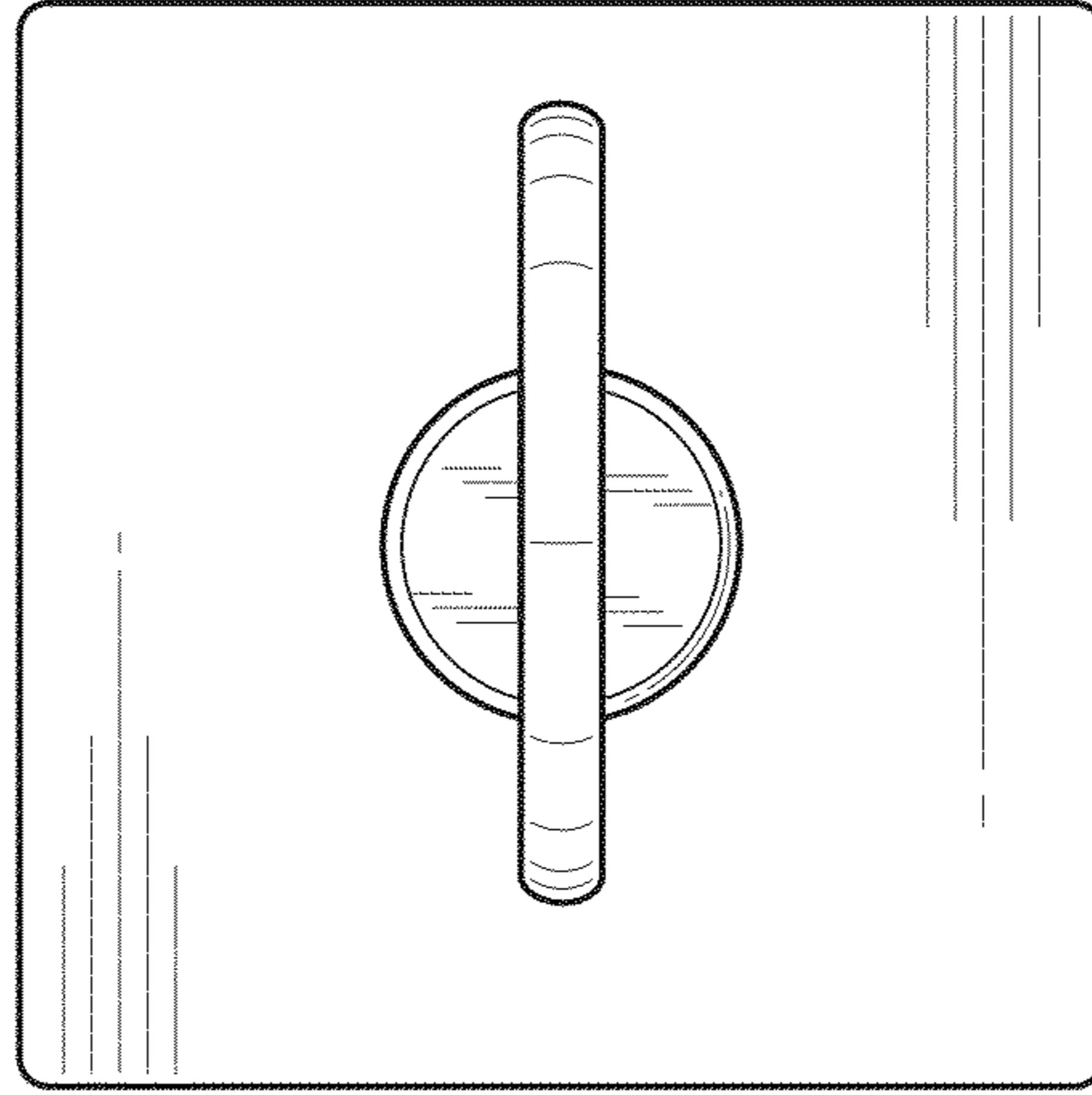


FIG. 6

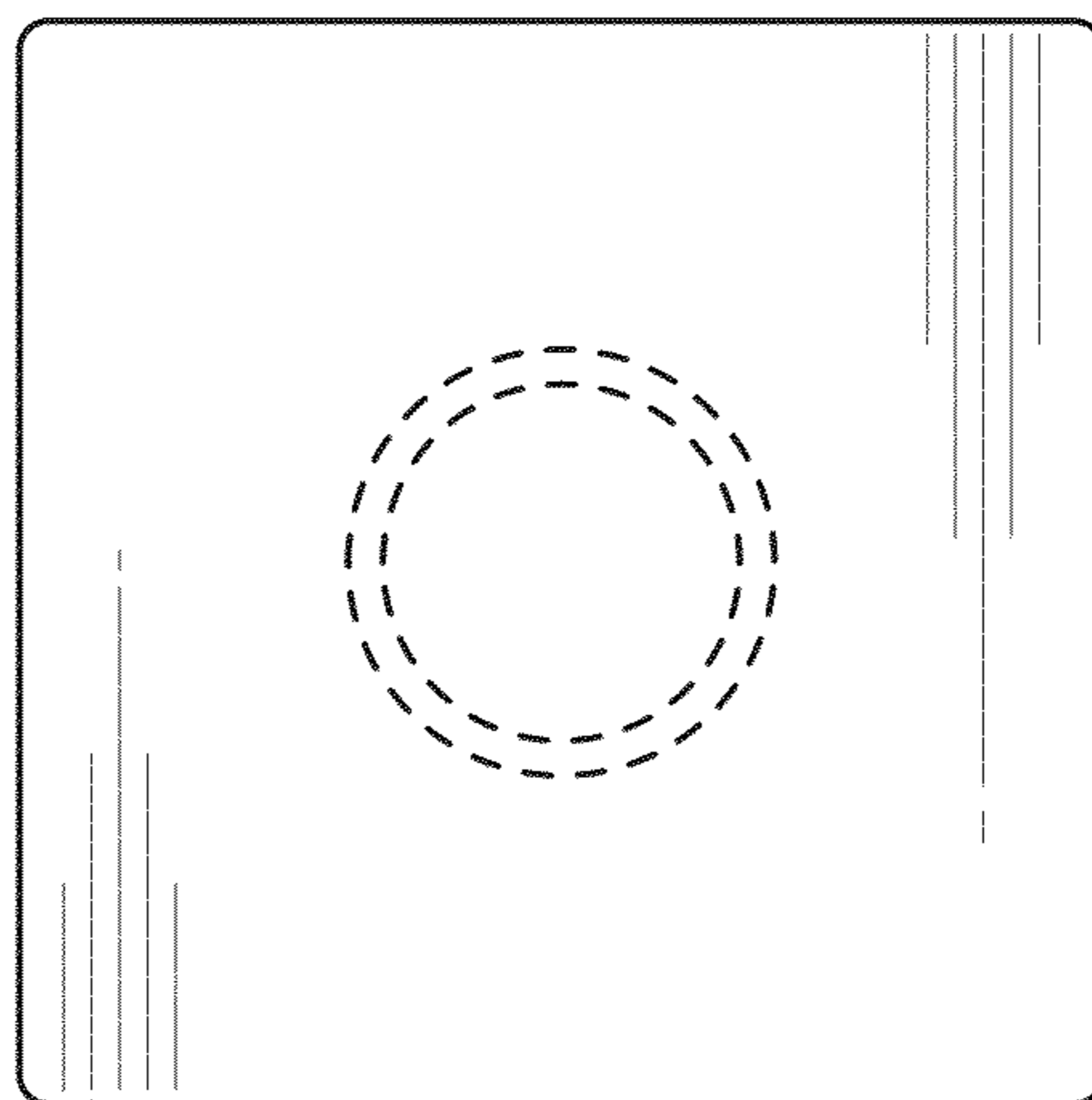


FIG. 7