



US00D734120S

(12) **United States Design Patent**  
**Hsu**

(10) **Patent No.:** **US D734,120 S**  
(45) **Date of Patent:** **\*\* Jul. 14, 2015**

(54) **LEVER**

- (71) Applicant: **KWIKSET CORPORATION**, Lake Forest, CA (US)
- (72) Inventor: **Wei Hsu**, Fullerton, CA (US)
- (73) Assignee: **Kwikset Corporation**, Lake Forest, CA (US)
- (\*\*) Term: **14 Years**
- (21) Appl. No.: **29/488,172**
- (22) Filed: **Apr. 16, 2014**
- (51) **LOC (10) Cl.** ..... **08-06**
- (52) **U.S. Cl.**  
USPC ..... **D8/308**
- (58) **Field of Classification Search**  
USPC ..... D8/300-302, 307-309, 310, 311,  
D8/DIG. 10; D23/250, 252; 292/336.3;  
74/523, 543; 70/192, 201, 206, 207;  
16/110.1, 412, 416, DIG. 30  
See application file for complete search history.

(56) **References Cited**

U.S. PATENT DOCUMENTS

3,400,446 A *	9/1968	Yulkowski .....	29/463
D549,547 S *	8/2007	Singtoroj et al. ....	D8/308
D579,304 S *	10/2008	Singtoroj .....	D8/308
D621,681 S *	8/2010	Roberts, III .....	D8/308

\* cited by examiner

*Primary Examiner* — Derrick Holland

*Assistant Examiner* — Lauren Calve

(74) *Attorney, Agent, or Firm* — Barnes & Thornburg LLP

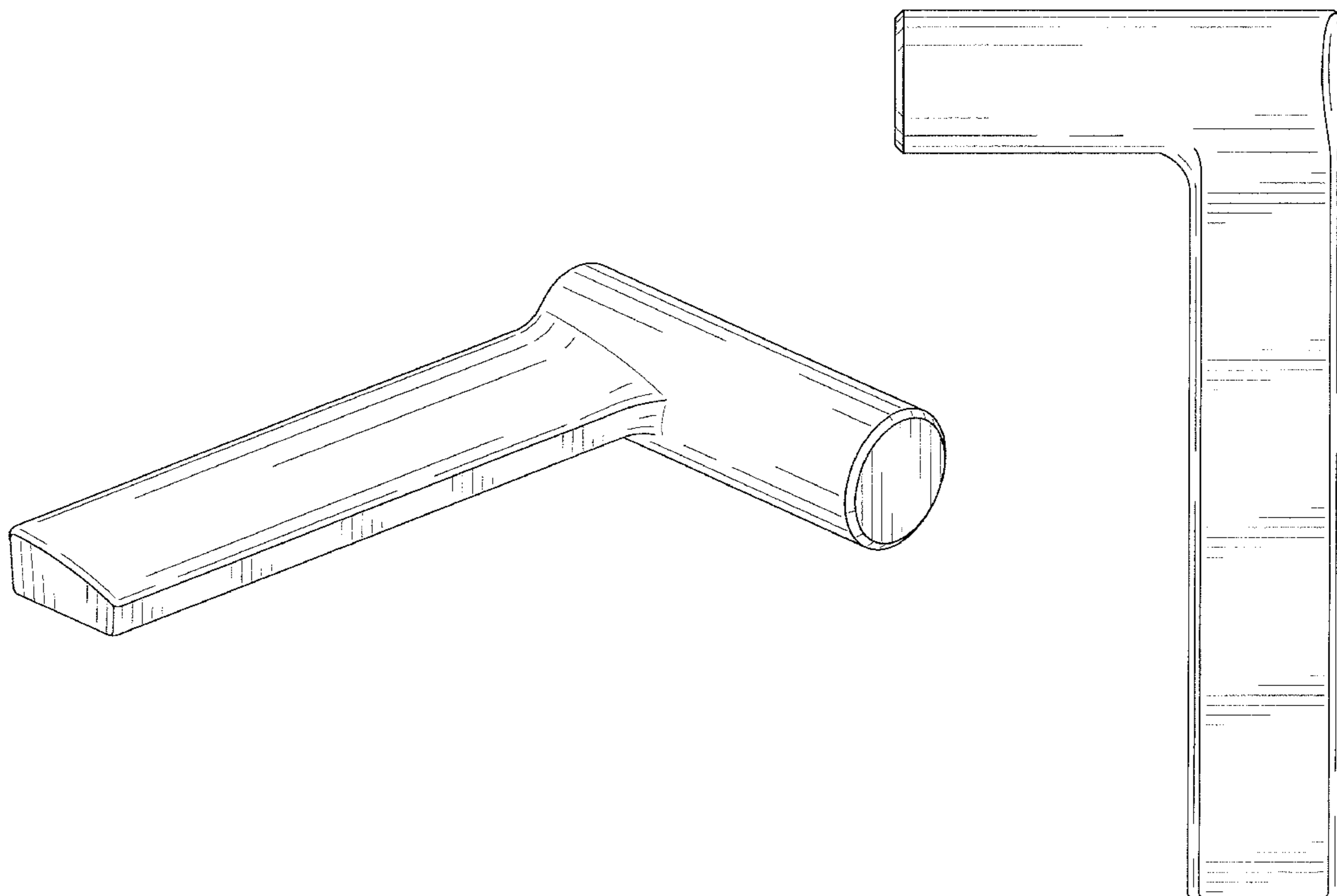
(57) **CLAIM**

What is claimed is the ornamental design for a lever, as shown and described.

**DESCRIPTION**

FIG. 1 is a front perspective view of a lever of the new design;  
 FIG. 2 is a right side view thereof;  
 FIG. 3 is a left side view thereof;  
 FIG. 4 is a top view thereof;  
 FIG. 5 is a bottom view thereof;  
 FIG. 6 is a back view thereof; and,  
 FIG. 7 is a front view thereof.

**1 Claim, 5 Drawing Sheets**



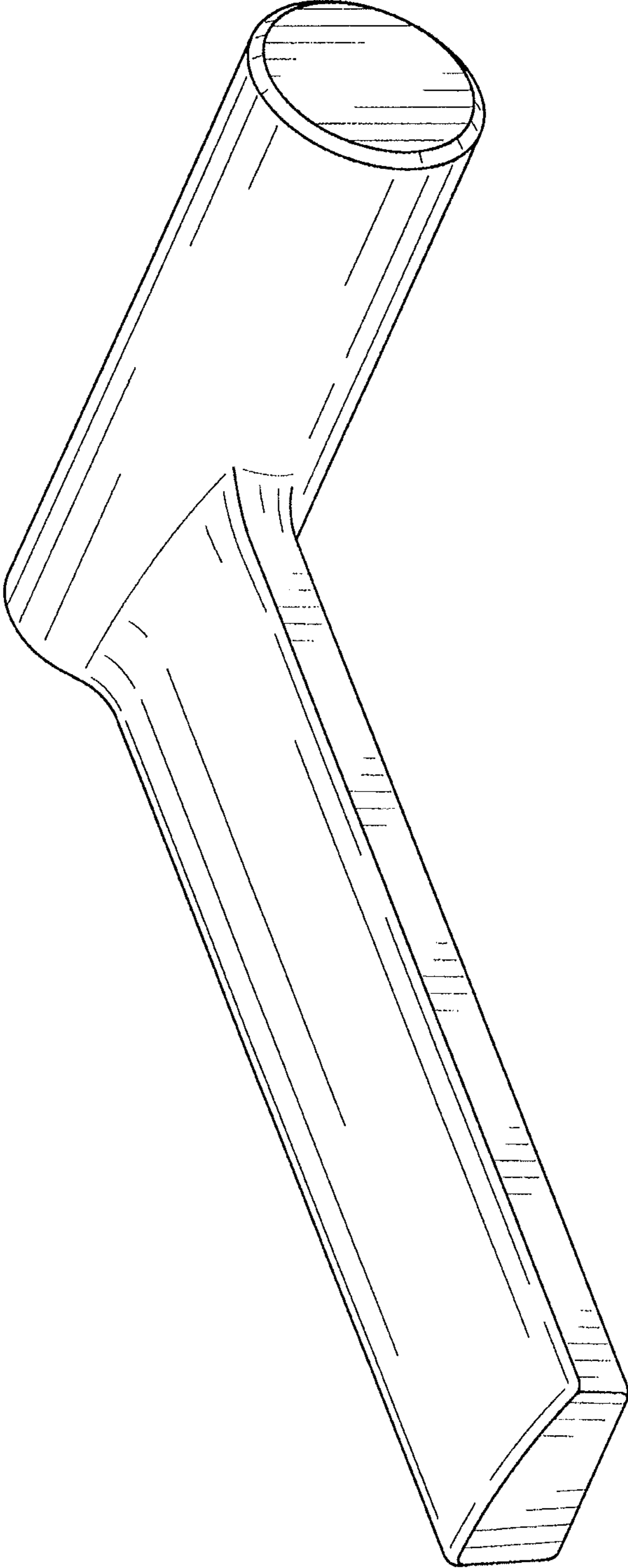




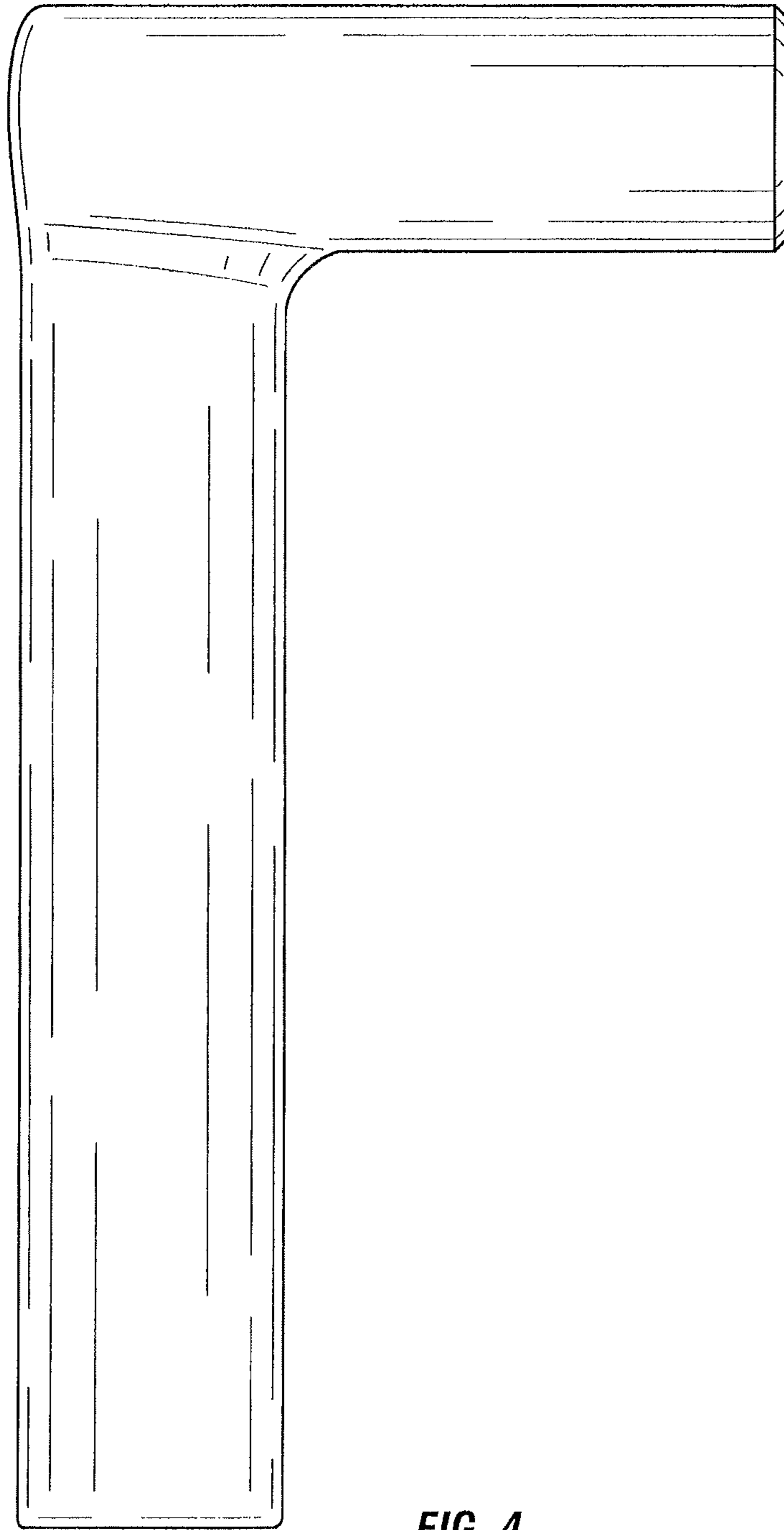
FIG. 1



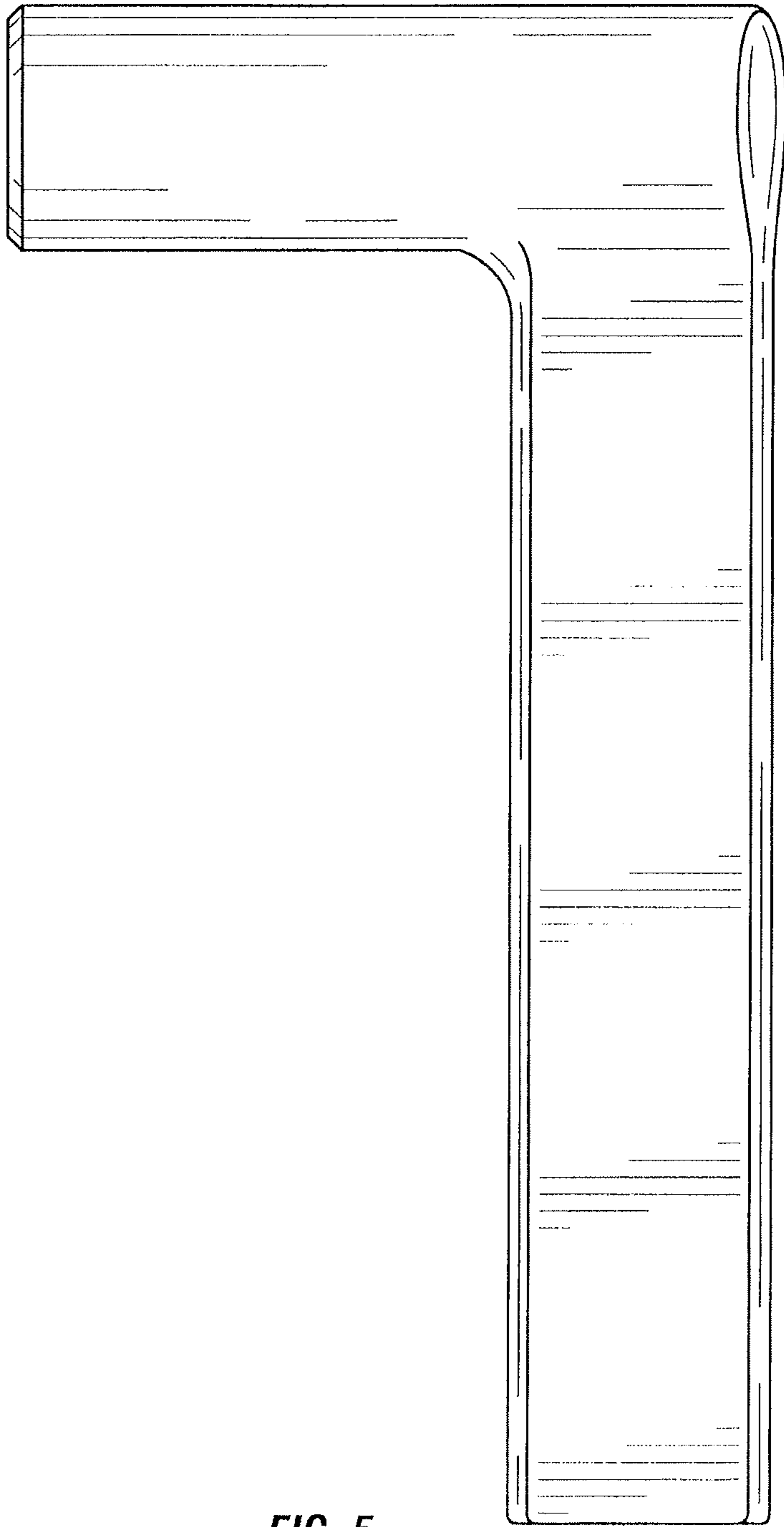
**FIG. 2**



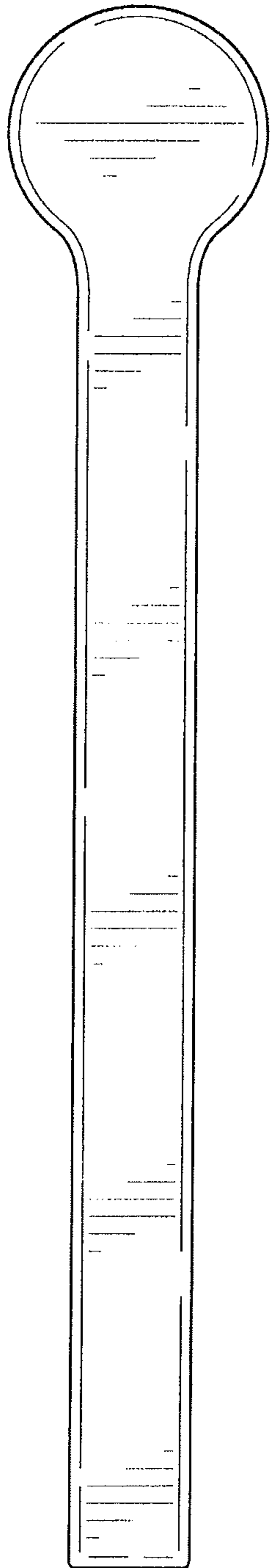
**FIG. 3**



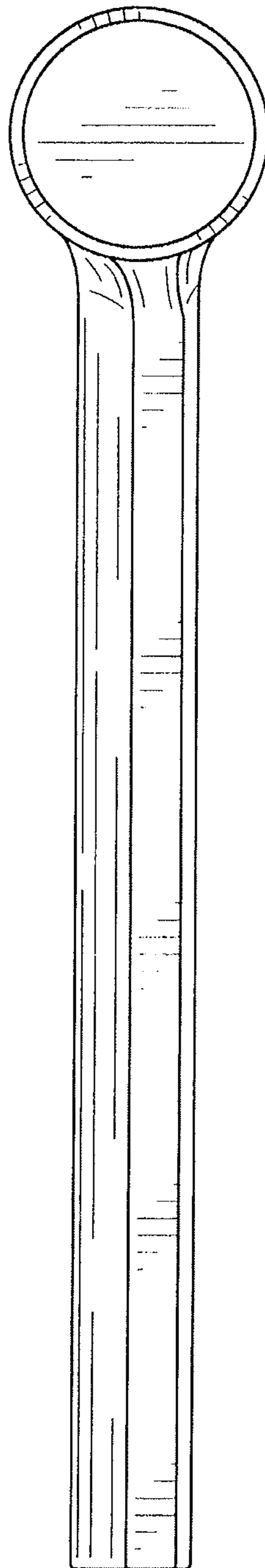
**FIG. 4**



**FIG. 5**



**FIG. 6**



**FIG. 7**