



US00D734117S

(12) **United States Design Patent**  
**Cheng**

(10) **Patent No.:** **US D734,117 S**  
(45) **Date of Patent:** **\*\* Jul. 14, 2015**

- (54) **KNIFE**
- (71) Applicant: **Taylor Brands, LLC**, Kingsport, TN (US)
- (72) Inventor: **Yang-Fu Cheng**, Taipei (TW)
- (73) Assignee: **TAYLOR BRANDS, LLC**, Kingsport, TN (US)
- (\*\*) Term: **14 Years**
- (21) Appl. No.: **29/473,599**
- (22) Filed: **Nov. 25, 2013**
- (51) **LOC (10) Cl.** ..... **08-03**
- (52) **U.S. Cl.**  
USPC ..... **D8/99**
- (58) **Field of Classification Search**  
USPC ..... D8/98, 99, 100; D22/118; 30/152-161  
CPC ..... B26B 1/04; B26B 1/02; B26B 1/10;  
B26B 1/046; B26B 1/10  
See application file for complete search history.

D562,932 S	2/2008	Taylor	
D572,562 S *	7/2008	Hawk et al. ....	D8/99
D578,857 S	10/2008	Yang-Fu	
D599,640 S	9/2009	Yang-Fu	
D599,641 S	9/2009	Yang-Fu	
D600,090 S	9/2009	Yang-Fu	
D600,992 S	9/2009	MacNair et al.	
D613,145 S	4/2010	Yang-Fu	
D613,574 S *	4/2010	Pohl .....	D8/99
7,814,664 B2 *	10/2010	LeBlanc et al. ....	30/161
D632,154 S	2/2011	Yang-Fu	
D632,539 S	2/2011	Taylor et al.	
D632,755 S	2/2011	Weiguo	
D660,676 S	5/2012	Yang-Fu	
D670,149 S	11/2012	Yang-Fu	
D688,933 S	9/2013	Cheng	
D691,018 S *	10/2013	Robinson et al. ....	D8/99
D706,605 S *	6/2014	Cheng .....	D8/99

\* cited by examiner

*Primary Examiner* — Phillip S Hyder

(74) *Attorney, Agent, or Firm* — Luedeka Neely Group, PC

(57) **CLAIM**

The ornamental design for a knife, as shown and described.

**DESCRIPTION**

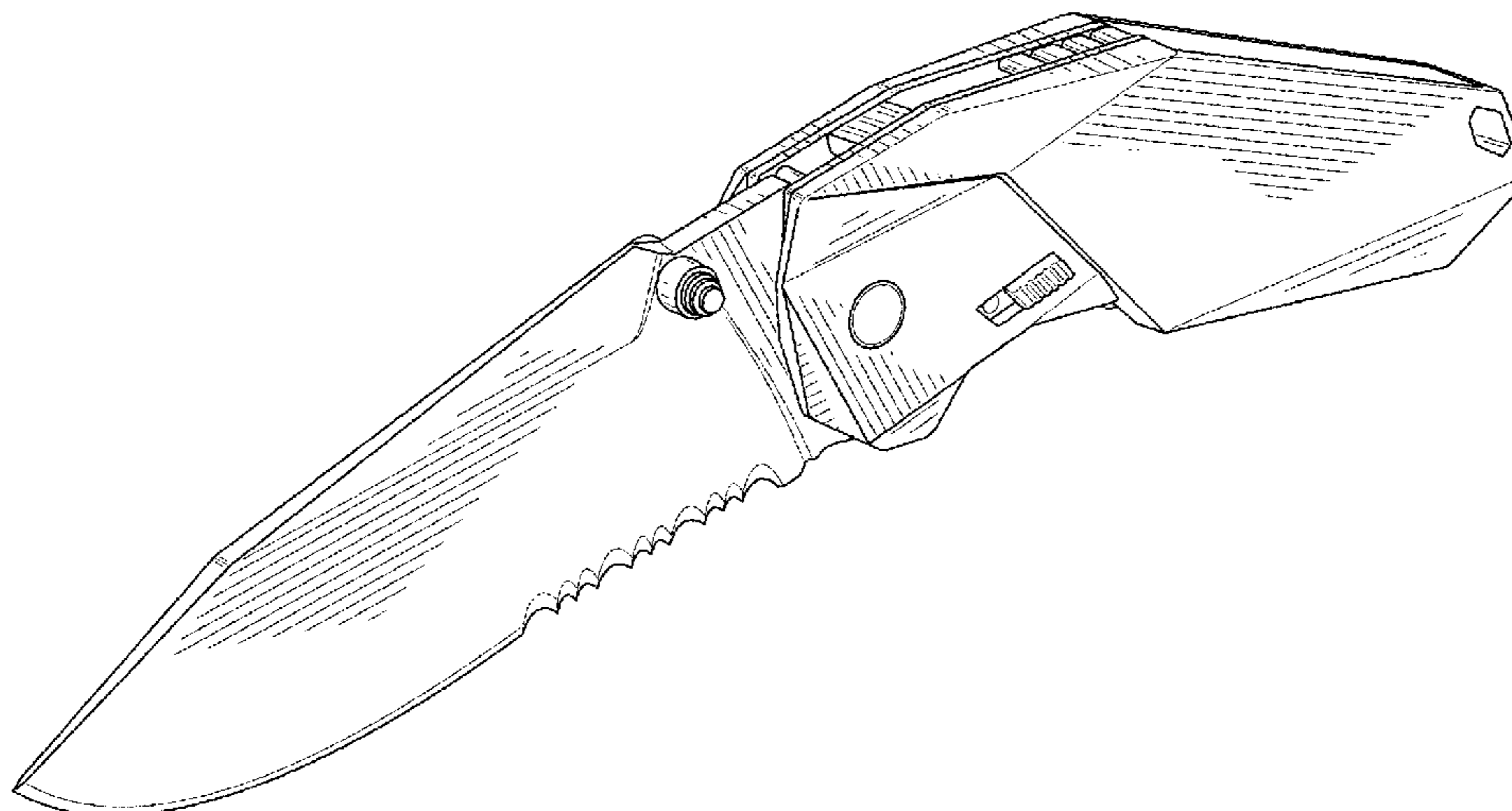
FIG. 1 is a perspective view of a knife of my new design; FIG. 2 is a left side elevation view of the knife of FIG. 1; FIG. 3 is a right side elevation view of the knife of FIG. 1; FIG. 4 is a top plan view of the knife of FIG. 1; FIG. 5 is a bottom plan view of the knife of FIG. 1; FIG. 6 is a front end view of the knife of FIG. 1; and, FIG. 7 is a rear end view of the knife of FIG. 1. The broken lines in the drawings are included for the purpose of illustrating unclaimed features and form no part of the claimed design.

**1 Claim, 4 Drawing Sheets**

(56) **References Cited**

U.S. PATENT DOCUMENTS

5,819,414 A *	10/1998	Marifone .....	30/160
D410,831 S	6/1999	Dossett	
D482,257 S	11/2003	Taylor et al.	
D482,258 S	11/2003	Taylor et al.	
D495,940 S *	9/2004	Keppel et al. ....	D8/99
D505,057 S	5/2005	Ralph	
D512,624 S	12/2005	Taylor et al.	
D539,631 S	4/2007	Taylor	
D554,964 S	11/2007	Taylor	
D561,295 S	2/2008	Taylor	
D561,554 S	2/2008	Taylor	
D562,102 S	2/2008	Pearman	



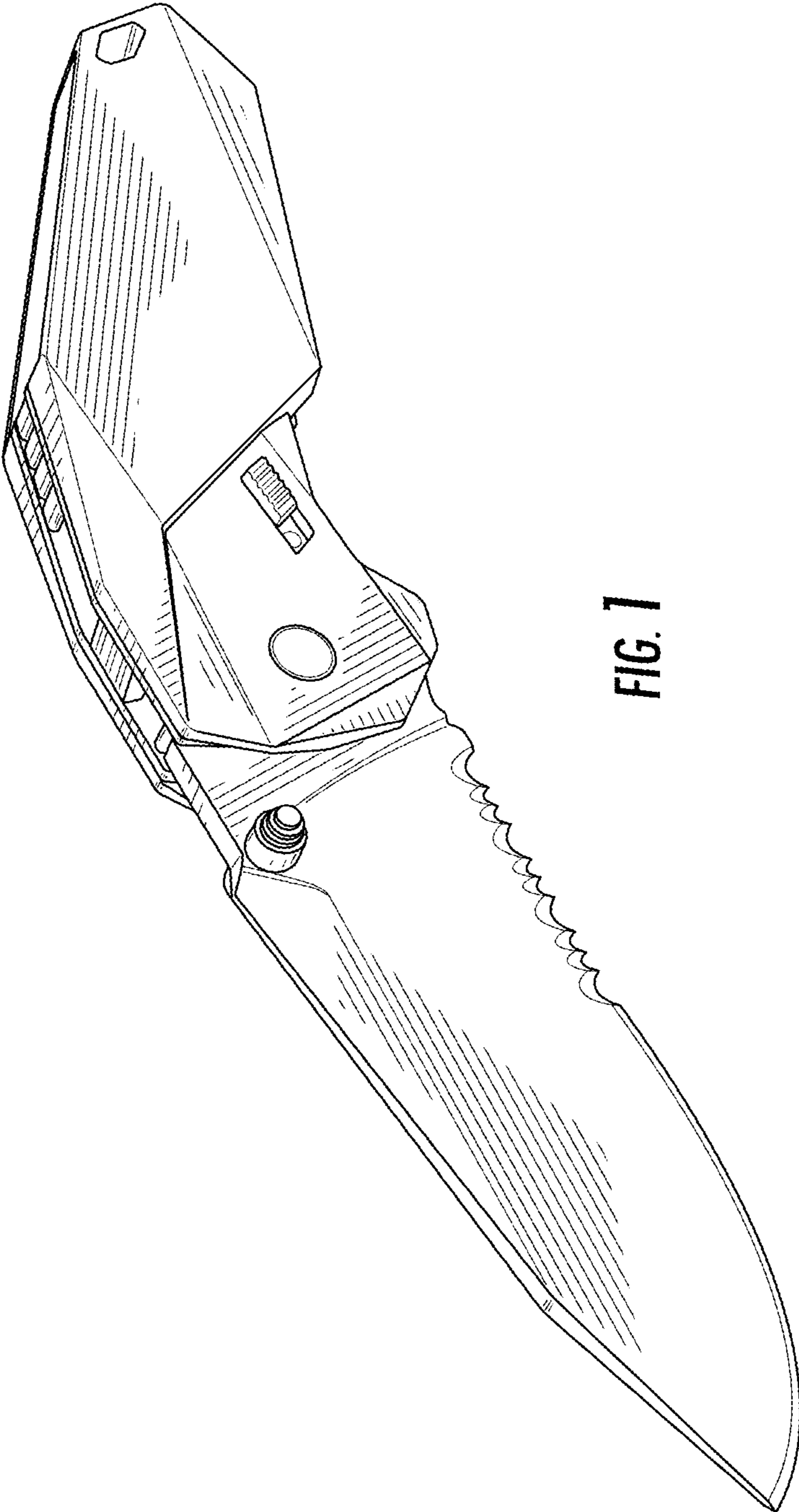


FIG. 1

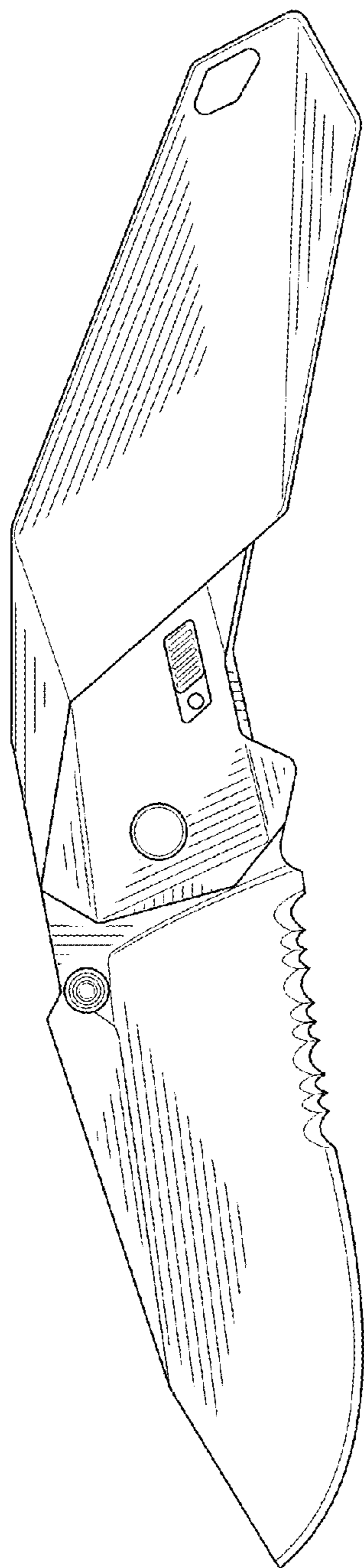


FIG. 2

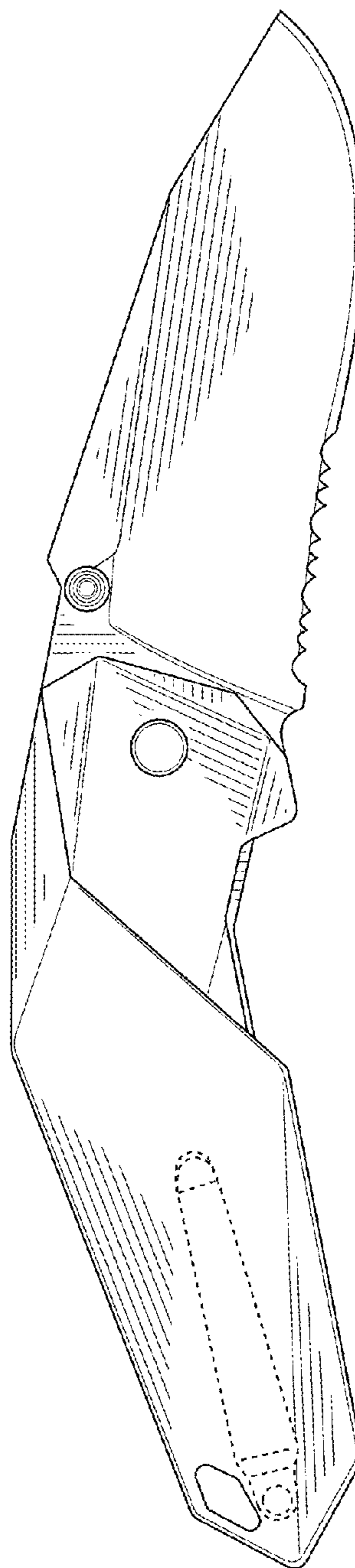


FIG. 3

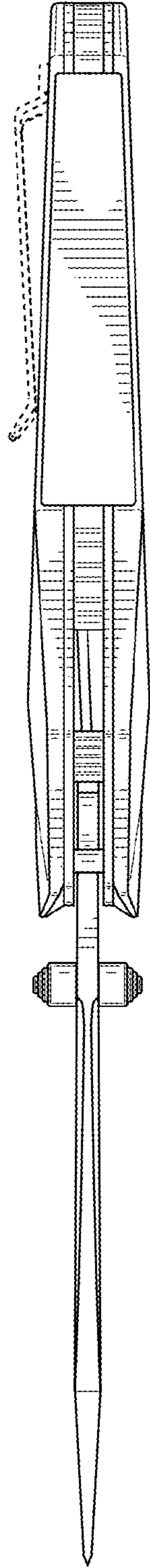


FIG. 4

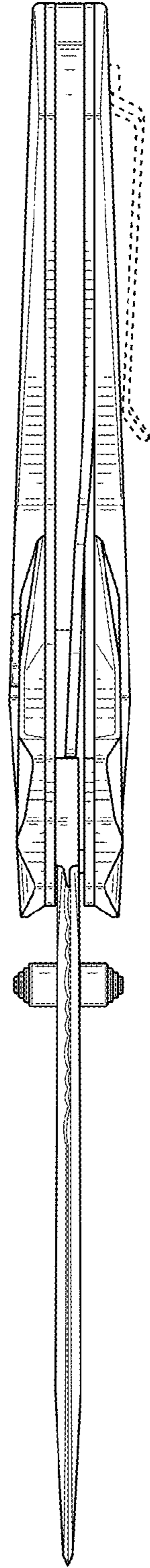
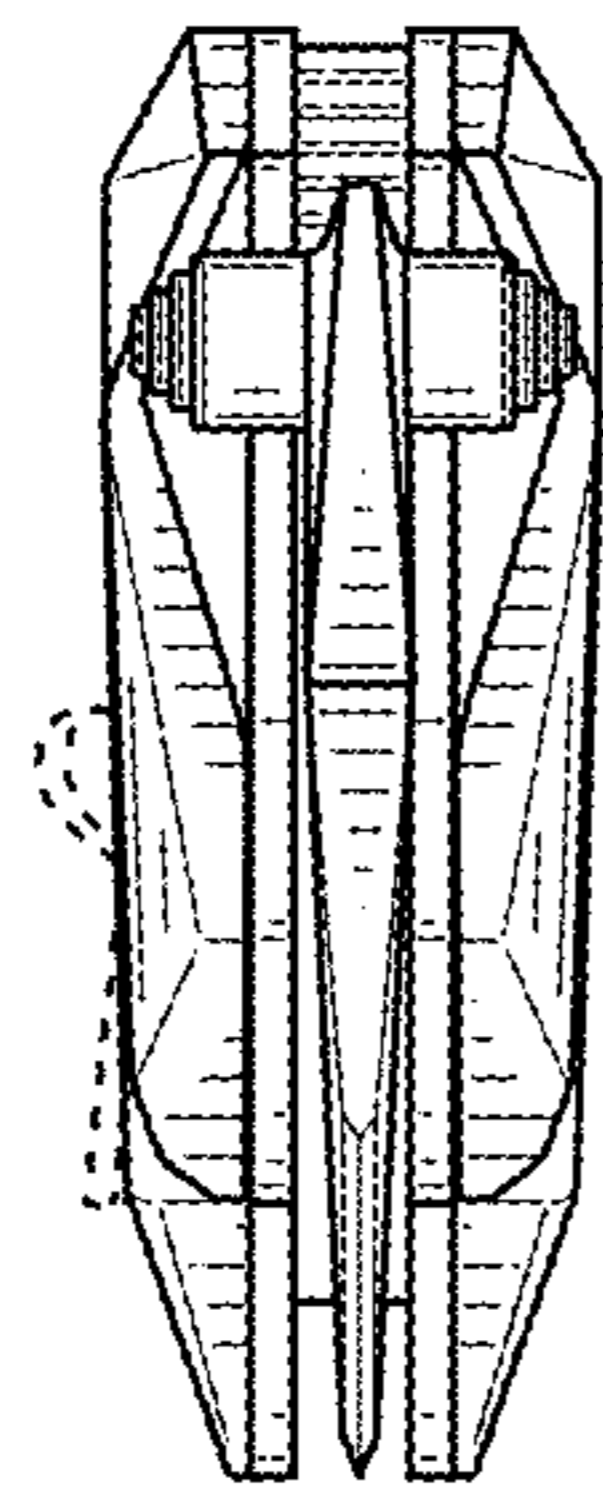
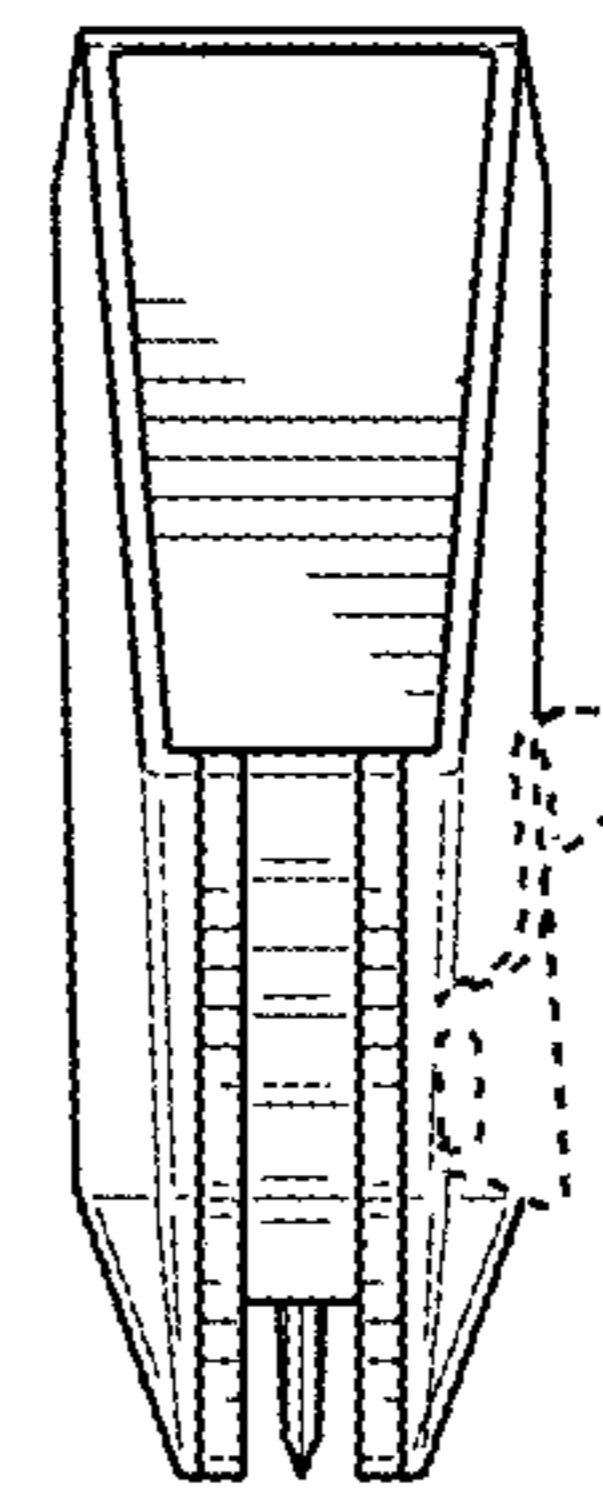


FIG. 5



**FIG. 6**



**FIG. 7**