



US00D734116S

(12) **United States Design Patent**
Wong

(10) **Patent No.:** **US D734,116 S**
(45) **Date of Patent:** **** Jul. 14, 2015**

- (54) **REPLACEMENT HEAD FOR A HAND-HELD SANDING IMPLEMENT**
- (76) Inventor: **Kwai Sun Oliver Wong**, Baulkham Hills (AU)
- (**) Term: **14 Years**
- (21) Appl. No.: **29/425,847**
- (22) Filed: **Jun. 27, 2012**
- (51) **LOC (10) Cl.** **08-05**
- (52) **U.S. Cl.**
USPC **D8/90**
- (58) **Field of Classification Search**
USPC D8/14, 62, 70, 90–94, 107, 303;
D28/58, 59; D32/46, 48, 49, 52;
15/236, 236.01, 244.1; 451/522–525,
451/540
CPC B24B 23/028; B24B 23/04; B24B 23/03;
B24B 23/05; B24B 45/00; B24B 45/006;
B24B 45/008; B24B 55/10; B24D 9/08;
B24D 11/008; B24D 11/02; B24D 15/00;
B25F 5/00; B25F 5/006; B25F 5/02; B44D
3/164
See application file for complete search history.

D409,890	S *	5/1999	Longstaff et al.	D8/90
D413,245	S *	8/1999	Robson	D8/70
6,004,194	A *	12/1999	Hild et al.	451/357
6,045,887	A *	4/2000	Martin et al.	428/43
6,099,397	A *	8/2000	Wurst	451/344
6,165,060	A *	12/2000	Martin et al.	451/356
6,699,112	B2 *	3/2004	Bergner et al.	451/357
7,115,172	B1 *	10/2006	Teodorovich	134/6
D539,107	S *	3/2007	Chu	D8/62
D567,053	S *	4/2008	Panfil	D8/90
7,384,328	B2 *	6/2008	Panfil	451/344
D598,727	S *	8/2009	Carlton	D8/90
D607,297	S *	1/2010	Ali et al.	D8/90
7,736,216	B2 *	6/2010	King et al.	451/357
7,771,253	B2 *	8/2010	Wuensch	451/344
D669,754	S *	10/2012	Wackwitz	D8/70
8,398,457	B2 *	3/2013	King et al.	451/5

(Continued)

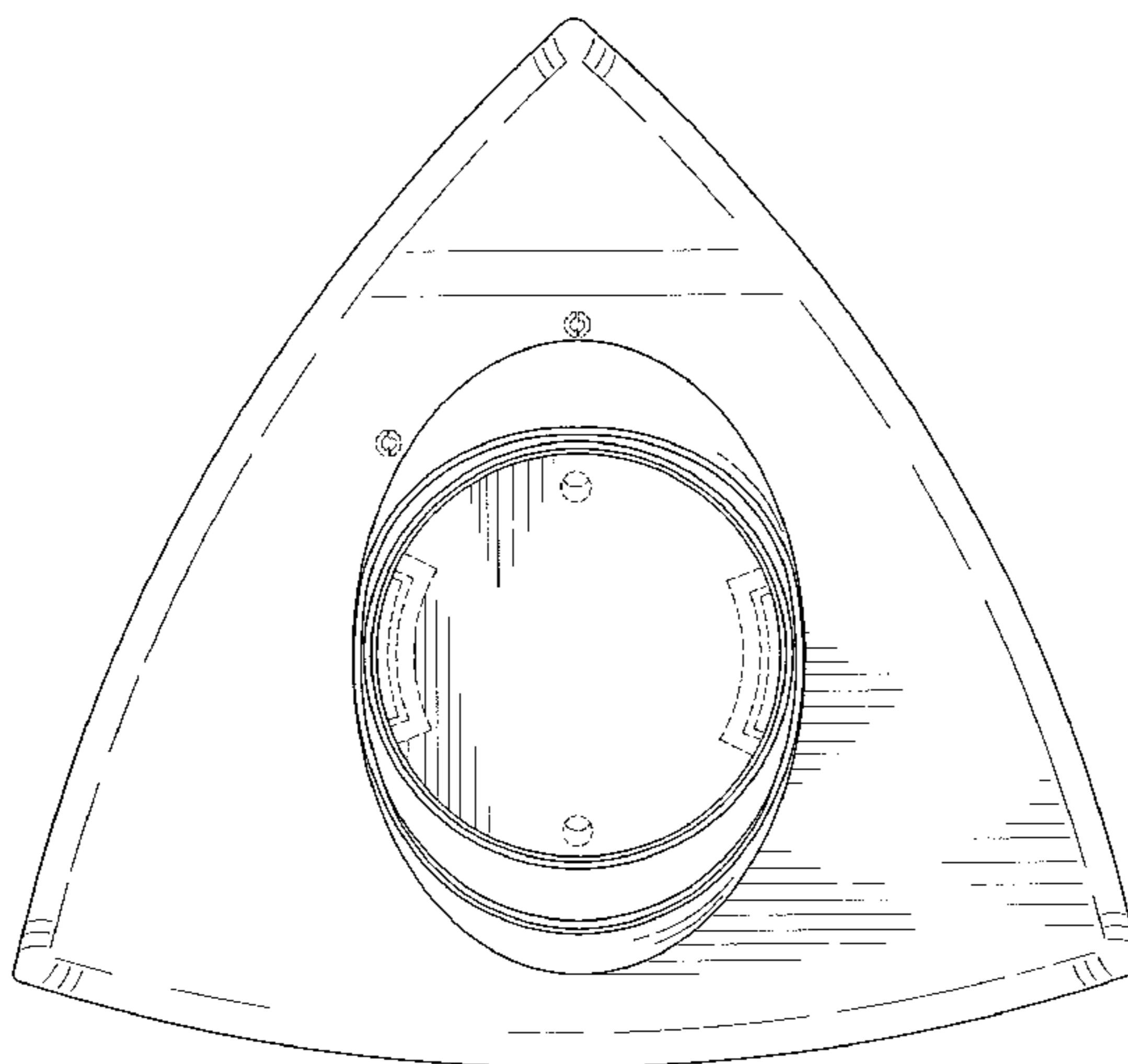
Primary Examiner — Philip S Hyder
Assistant Examiner — Roselynn Cody
(74) *Attorney, Agent, or Firm* — Duane Morris LLP

(57) **CLAIM**
The ornamental design for a replacement head for a hand-held sanding implement, as shown and described.

DESCRIPTION

FIG. 1 is a top plan view of a replacement head for a hand-held sanding implement showing my new design.
FIG. 2 is a right side elevational view thereof, the left side being a mirror image.
FIG. 3 is a rear elevational view thereof; and,
FIG. 4 is a left front perspective view thereof.
The broken lines in the drawings illustrate features of the replacement head that form no part of the claim.
To the extent any surface is not shown or discernible from the other views shown in the figures, it is to be understood that that surface is flat and includes no surface ornamentation. It should be understood that the bottom surface of both embodiments is, except as apparent from the views shown in the other figures, flat and includes no surface ornamentation.

1 Claim, 4 Drawing Sheets



US D734,116 S

Page 2

(56)

References Cited

2009/0104861 A1* 4/2009 Van Der Linde et al. 451/344
2010/0009613 A1* 1/2010 Frueh 451/559

U.S. PATENT DOCUMENTS

D691,013 S * 10/2013 Campbell et al. D8/70 * cited by examiner

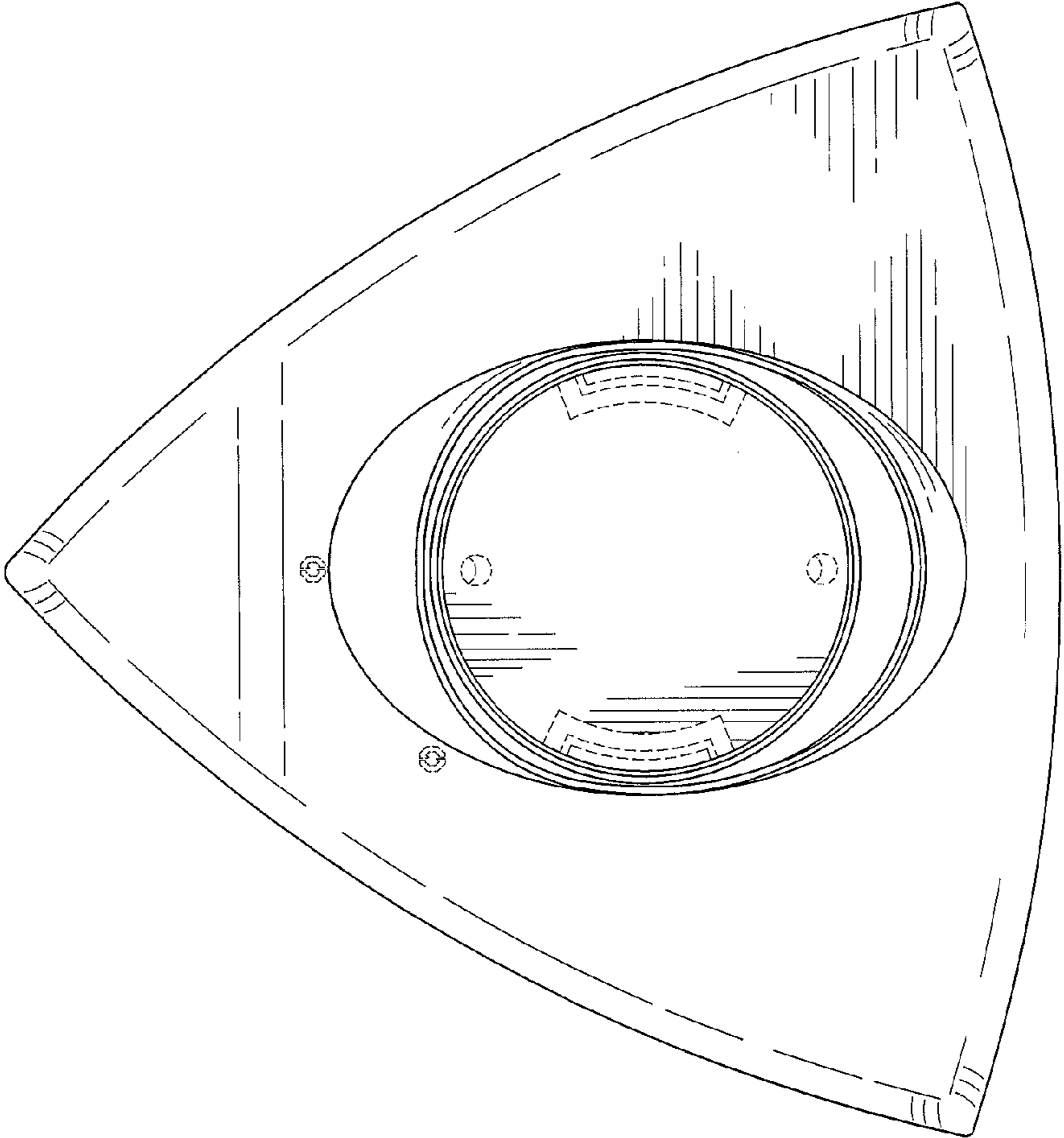


FIG. 1

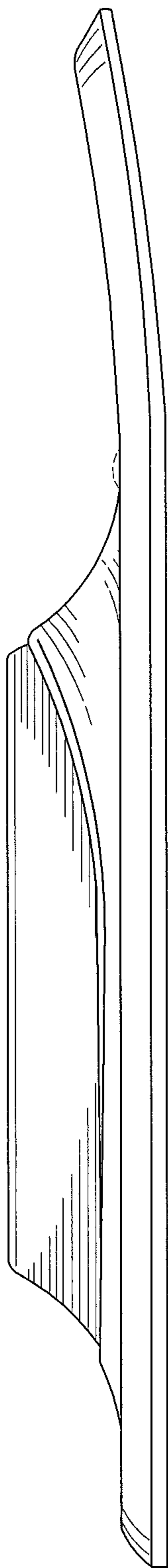


FIG. 2

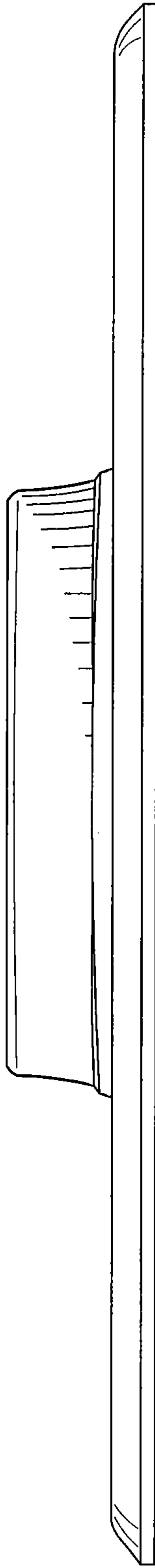


FIG. 3

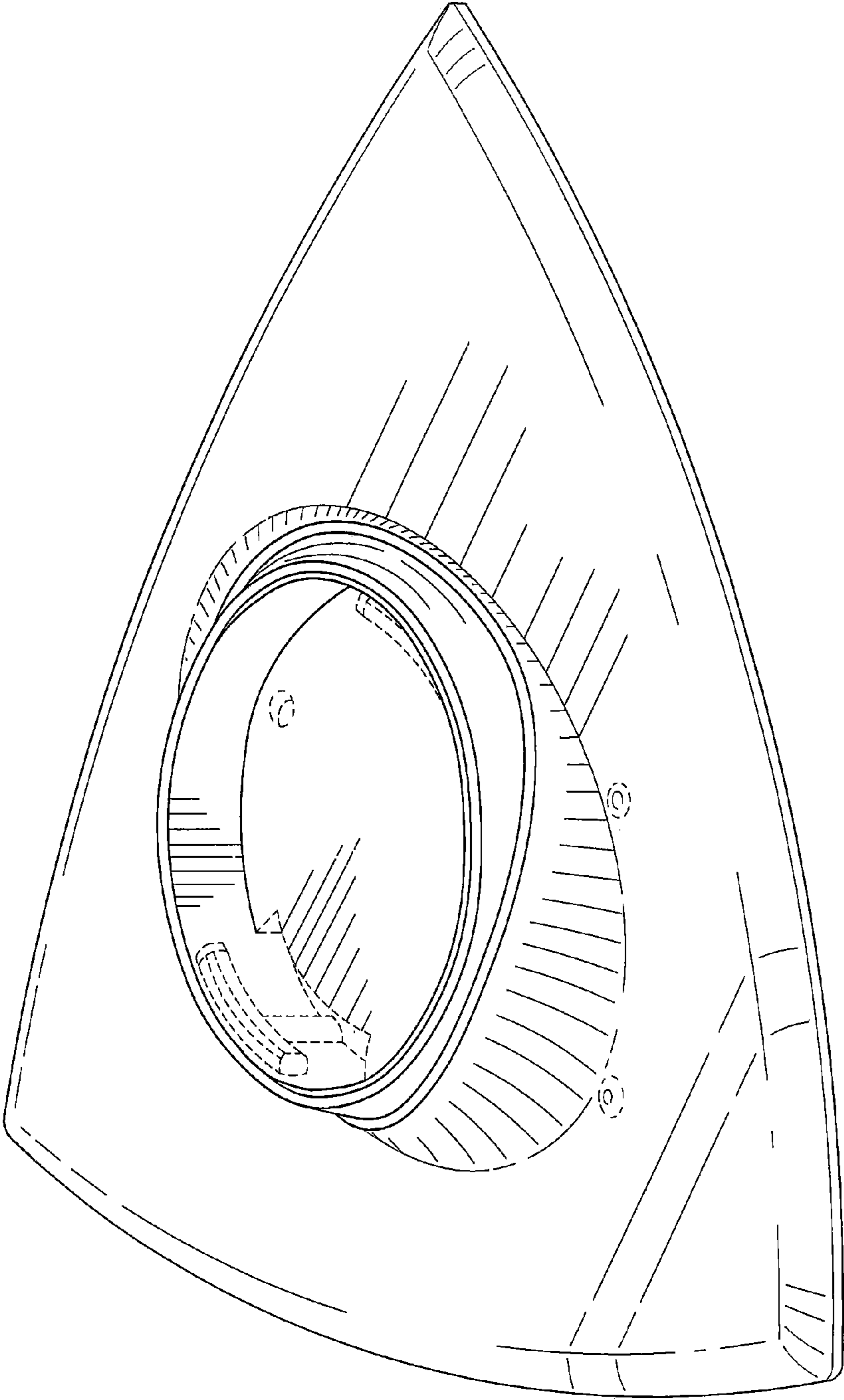


FIG. 4