



US00D734098S

(12) **United States Design Patent**
Breton

(10) **Patent No.:** **US D734,098 S**
(45) **Date of Patent:** **** Jul. 14, 2015**

(54) **MULTI COMPARTMENT FOOD SERVICE TRAY**

(71) Applicant: **Huhtamaki, Inc.**, De Soto, KS (US)

(72) Inventor: **Donald V. Breton**, N. Vassalboro, ME (US)

(73) Assignee: **HUHTAMAKI, INC.**, De Soto, KS (US)

(**) Term: **14 Years**

(21) Appl. No.: **29/495,470**

(22) Filed: **Jul. 1, 2014**

(51) **LOC (10) Cl.** **07-01**

(52) **U.S. Cl.**
USPC **D7/553.6**

(58) **Field of Classification Search**
USPC D7/396.4, 501, 505, 571, 538, 540, D7/541-543, 545, 546, 549, 552.1, 553, D7/553.1, 553.2, 553.6, 554.2; D9/424, D9/432, 716, 719, 738-740, 744-745, 756, D9/759-760, 761; D30/130; 219/732; 220/500, 507, 553, 555
CPC B65D 1/34; B65D 21/00; B65D 21/0204
See application file for complete search history.

(56) **References Cited**

U.S. PATENT DOCUMENTS

D285,638 S * 9/1986 Trivison D7/557
D419,869 S * 2/2000 Loew et al. D9/761
D426,110 S * 6/2000 Schmidt D7/553.4
D439,474 S * 3/2001 Claffy et al. D7/553.1

D484,000 S * 12/2003 Levien D7/553.6
D515,866 S * 2/2006 Wiedmeyer et al. D7/396.1
D541,589 S * 5/2007 Littlejohn et al. D7/549
D547,127 S * 7/2007 Haughton D7/555
D572,540 S * 7/2008 Shew et al. D7/629
D573,409 S * 7/2008 Lovett D7/553.3
D592,013 S * 5/2009 Bizzell et al. D7/553.4
D651,047 S * 12/2011 Johnson et al. D7/553.1
D686,460 S * 7/2013 Maggio D7/553.1
D695,077 S * 12/2013 Chase D7/555
D697,370 S * 1/2014 Shannon et al. D7/557
D698,665 S * 2/2014 Sifuentes et al. D9/761
D698,666 S * 2/2014 Sifuentes et al. D9/761
D698,667 S * 2/2014 Snedden et al. D9/761
D716,610 S * 11/2014 Ritch D7/553.1
D720,629 S * 1/2015 Snedden et al. D9/761

* cited by examiner

Primary Examiner — Kelley Donnelly

(74) *Attorney, Agent, or Firm* — Husch Blackwell LLP

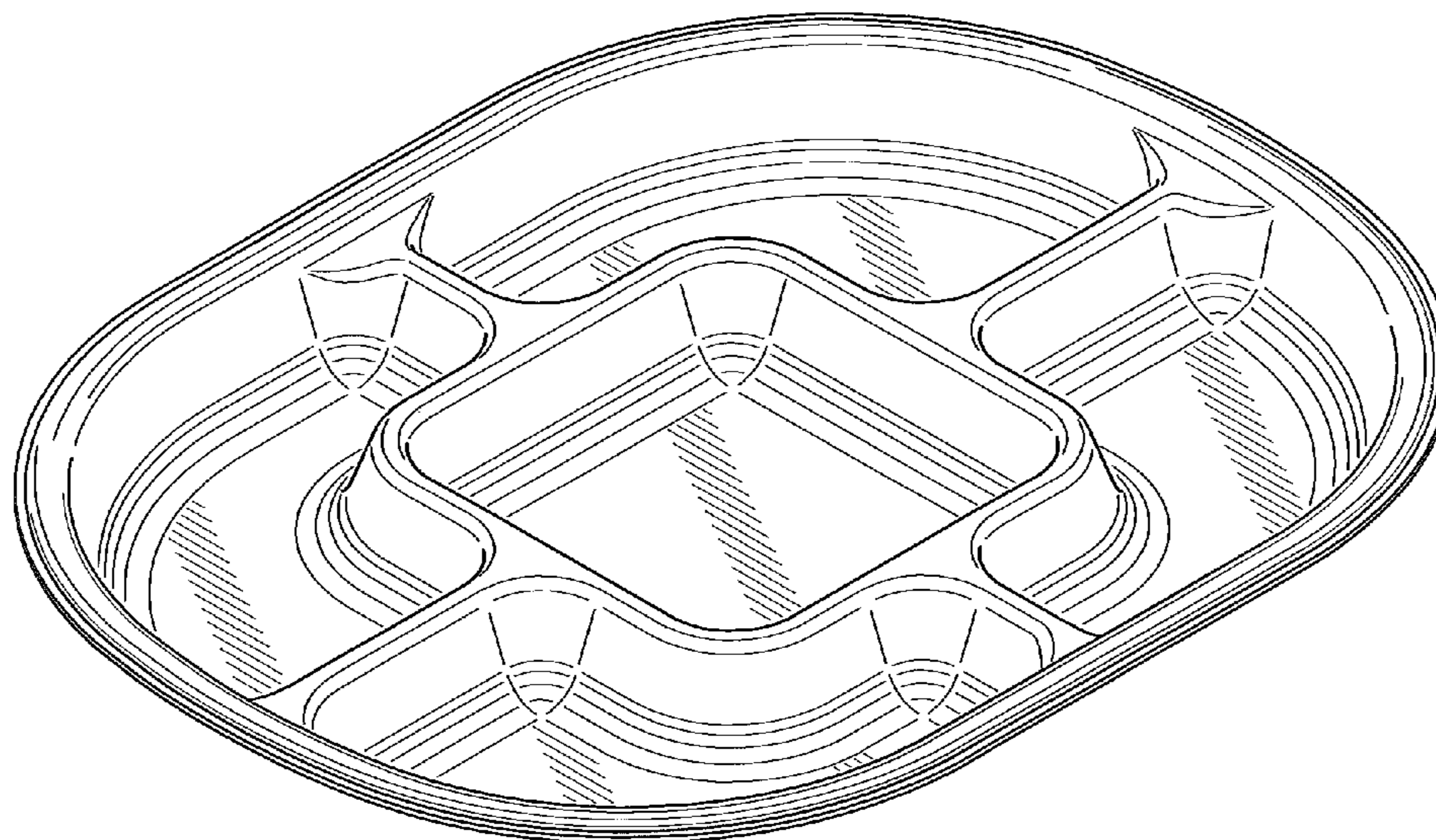
(57) **CLAIM**

The ornamental design for a multi compartment food service tray, as shown and described.

DESCRIPTION

FIG. 1 is a top perspective view of the design of a multi compartment food service tray;
FIG. 2 is a top plan view of the multi compartment food service tray shown in FIG. 1;
FIG. 3 is a bottom side view of the multi compartment food service tray shown in FIG. 1;
FIG. 4 is a front side view of the multi compartment food service tray shown in FIG. 1; and,
FIG. 5 is a left side view of the multi compartment food service tray shown in FIG. 1.

1 Claim, 4 Drawing Sheets



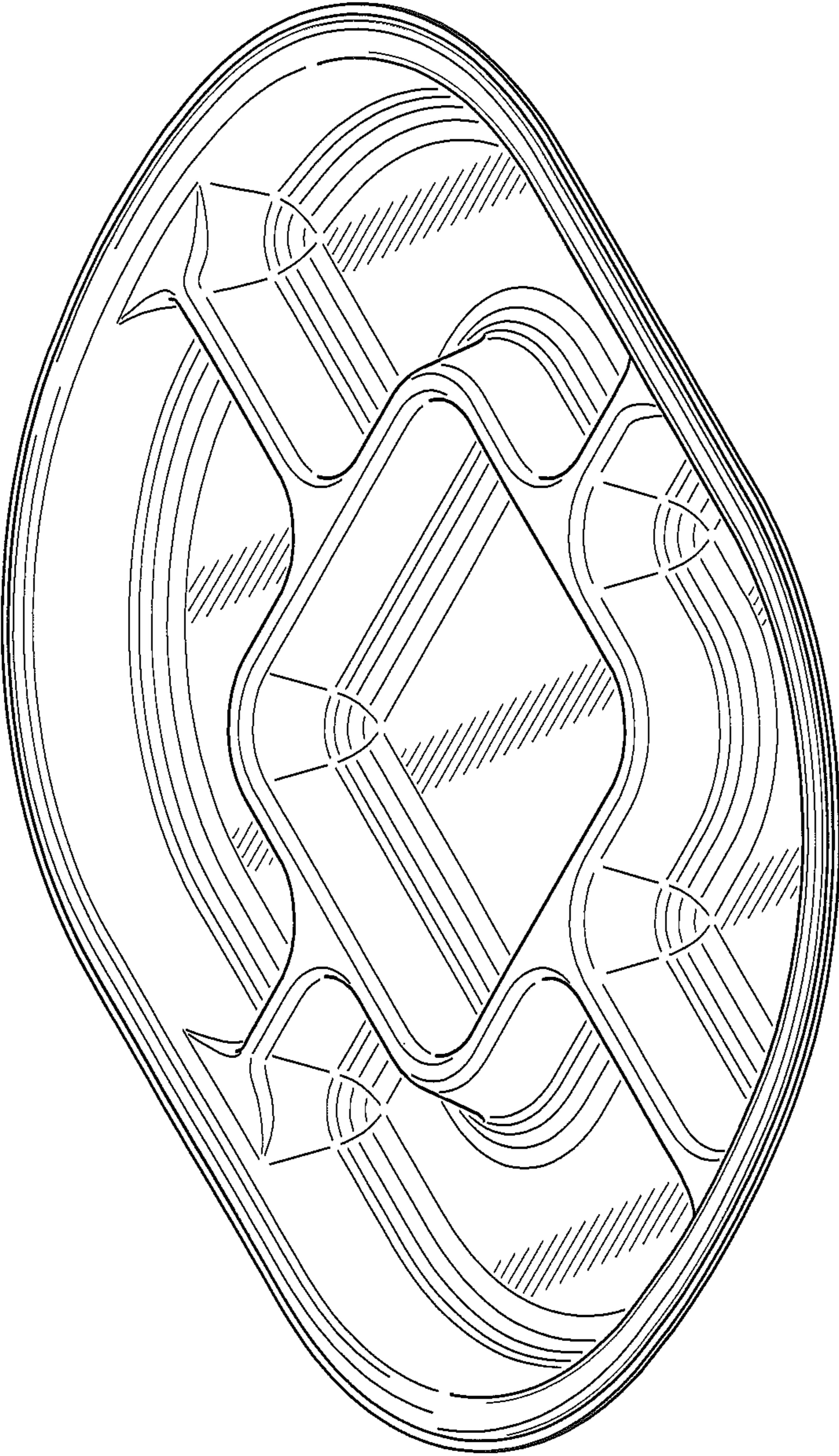


FIG. 1

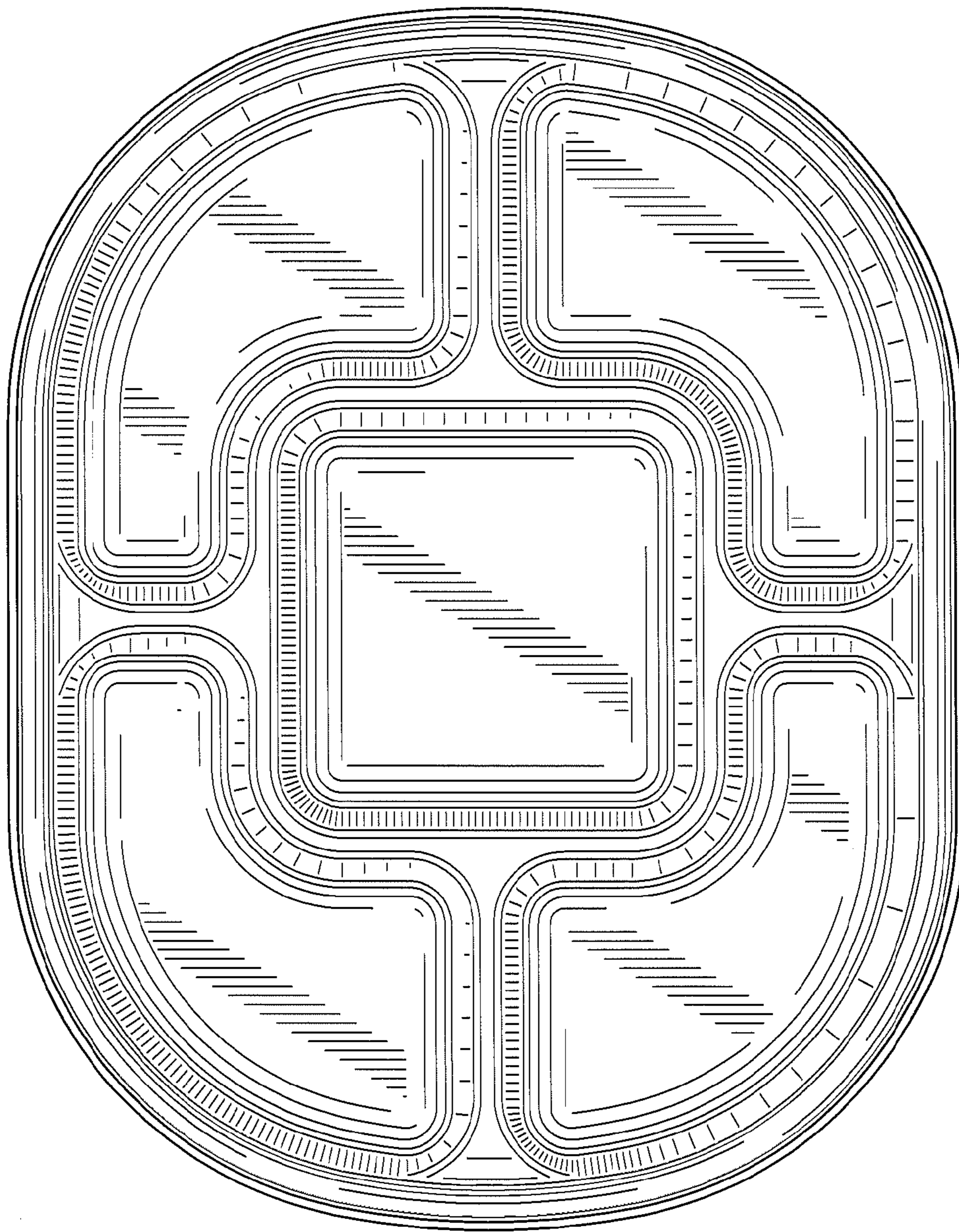


FIG. 2

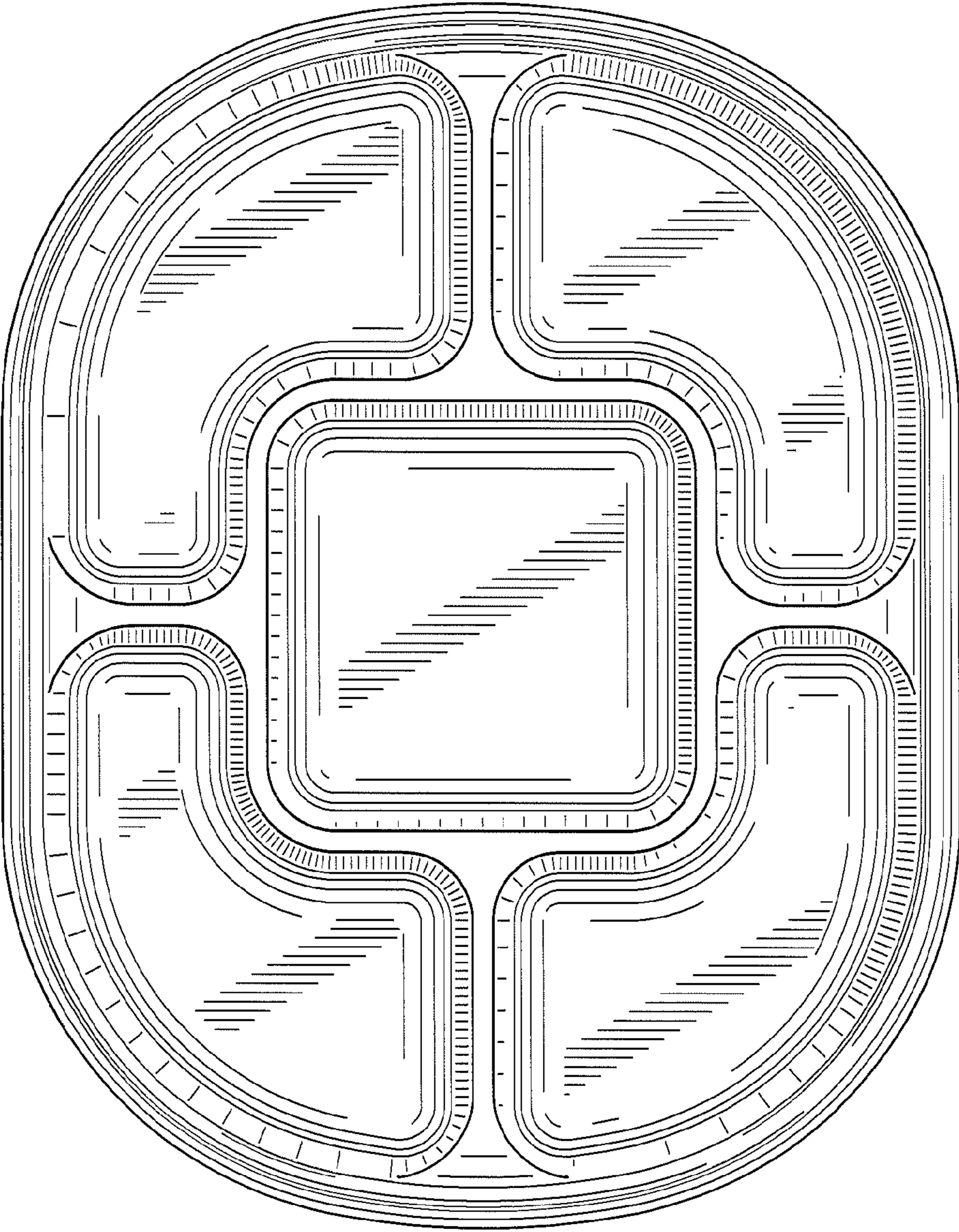


FIG. 3




FIG. 4




FIG. 5