



US00D734081S

(12) **United States Design Patent**  
**Johnson et al.**

(10) **Patent No.:** **US D734,081 S**  
(45) **Date of Patent:** **\*\* Jul. 14, 2015**

(54) **TABLE TOP**

(71) Applicant: **Lifetime Products, Inc.**, Clearfield, UT (US)

(72) Inventors: **Mitch Johnson**, South Weber, UT (US);  
**Frank Clegg**, Fruit Heights, UT (US)

(73) Assignee: **LIFETIME PRODUCTS, INC.**, Clearfield, UT (US)

(\*\*) Term: **14 Years**

(21) Appl. No.: **29/455,544**

(22) Filed: **May 21, 2013**

(51) **LOC (10) Cl.** ..... **06-06**

(52) **U.S. Cl.**  
USPC ..... **D6/707.19**

(58) **Field of Classification Search**  
USPC ..... D6/691, 691.6, 707, 707.17, 707.19,  
D6/707.24; 108/115, 129, 132, 159.12  
See application file for complete search history.

(56) **References Cited**

**U.S. PATENT DOCUMENTS**

D498,622 S \* 11/2004 Neunzert ..... D6/511  
D575,083 S \* 8/2008 Lin ..... D6/487  
8,091,490 B2 \* 1/2012 Branch et al. .... 108/169  
8,166,894 B1 5/2012 Branch et al.  
D688,496 S \* 8/2013 Bennett ..... D6/707.19  
8,555,789 B2 10/2013 Jin et al.  
8,555,790 B2 10/2013 Winter et al.  
8,757,069 B2 \* 6/2014 Peery et al. .... 108/132

D715,081 S \* 10/2014 Bennett ..... D6/707.19  
8,857,349 B2 \* 10/2014 Peery et al. .... 108/91  
2006/0196395 A1 \* 9/2006 Lin et al. .... 108/132  
2013/0025507 A1 1/2013 Jin et al.

**OTHER PUBLICATIONS**

International Search Report and Written Opinion from PCT/US2014/039021 dated Sep. 26, 2014.

U.S. Appl. No. 29/455,545, filed May 21, 2013, Johnson, et al.  
Notice of Allowance from U.S. Appl. No. 29/455,545 dated Dec. 29, 2014.

\* cited by examiner

*Primary Examiner* — Janice Seeger

(74) *Attorney, Agent, or Firm* — Maschoff Brennan

(57) **CLAIM**

The ornamental design for a table top, as shown and described.

**DESCRIPTION**

FIG. 1 is an upper perspective view of an exemplary table top; FIG. 2 is a lower perspective view of the table top shown in FIG. 1;

FIG. 3 is a rear view of the table top shown in FIG. 1;

FIG. 4 is a top view of the table top shown in FIG. 1;

FIG. 5 is a front view of the table top shown in FIG. 1;

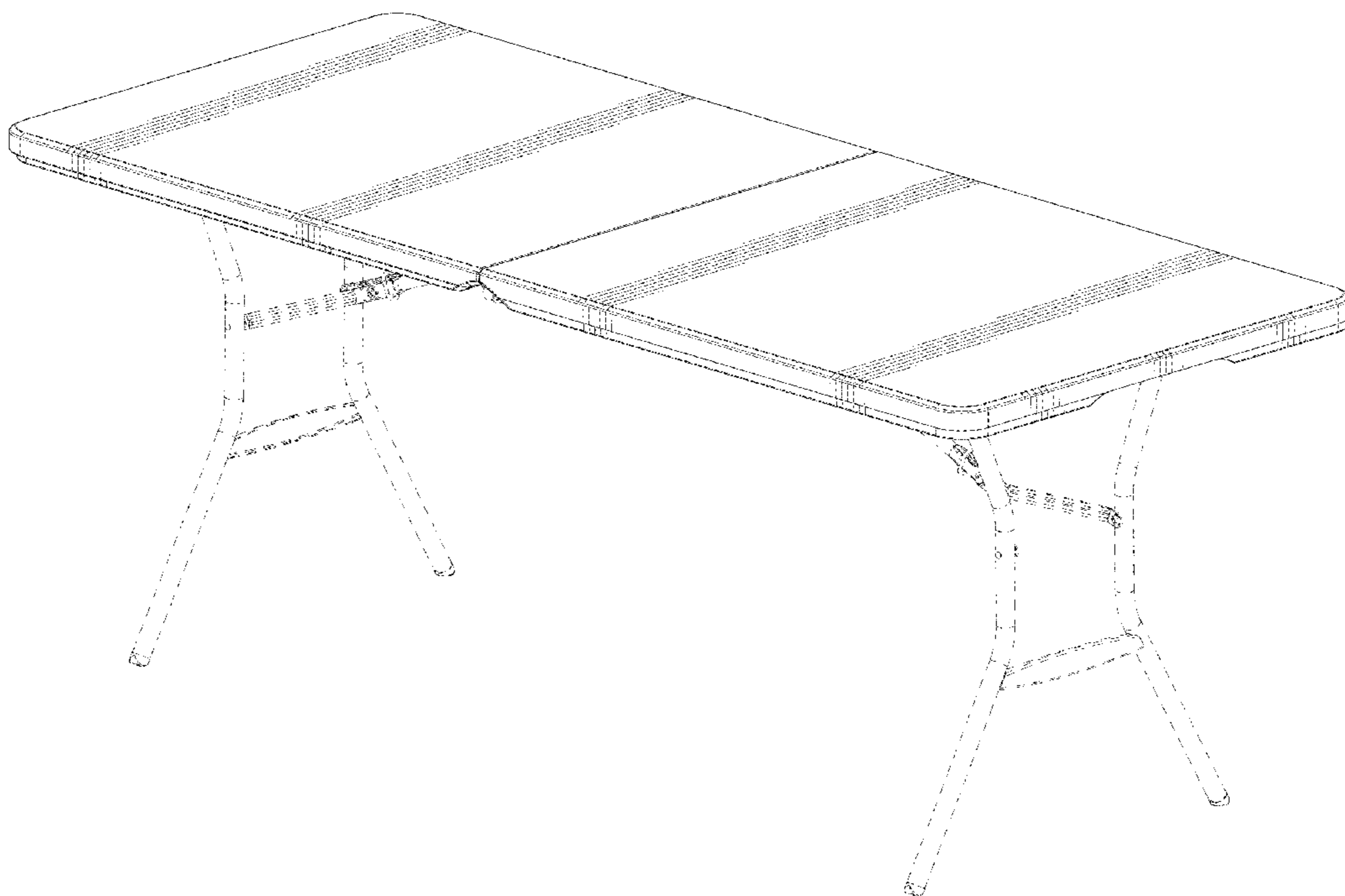
FIG. 6 is a bottom view of the table top shown in FIG. 1;

FIG. 7 is a left side view of the table top shown in FIG. 1; and,

FIG. 8 is a right side view of the table top shown in FIG. 1.

The broken lines shown in the figures are for illustrative purposes only and form no part of the claimed design.

**1 Claim, 4 Drawing Sheets**



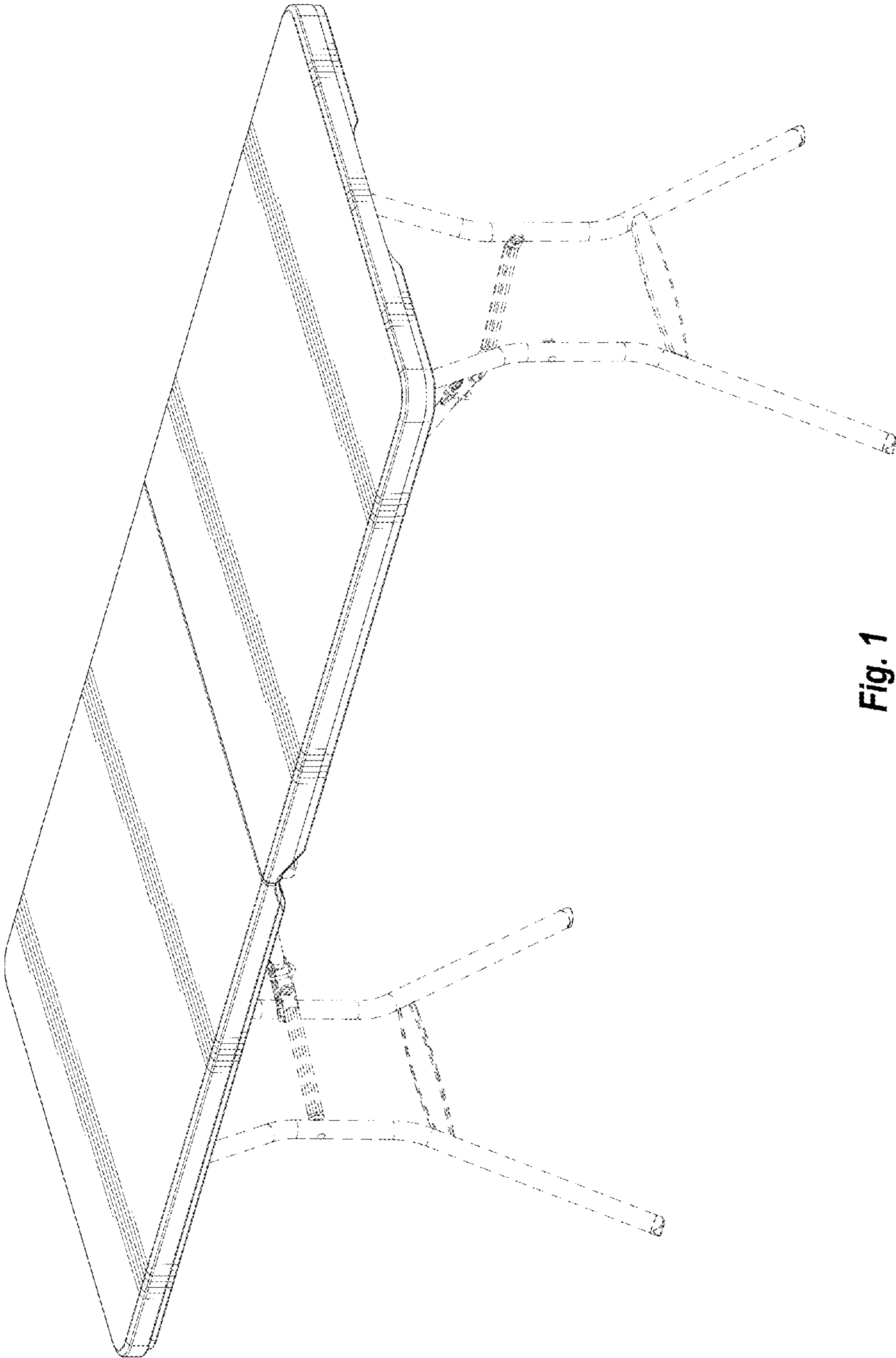


Fig. 1

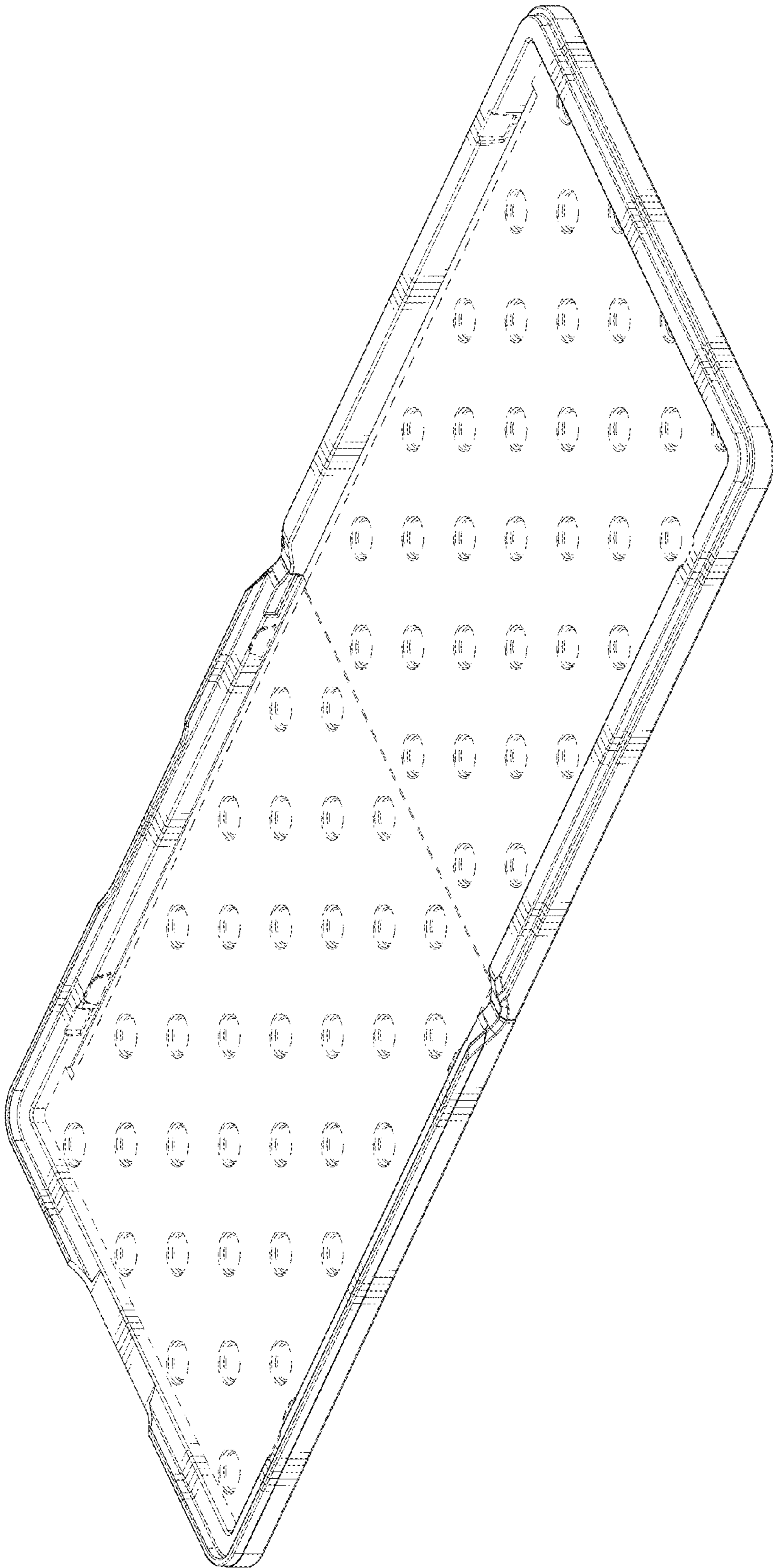
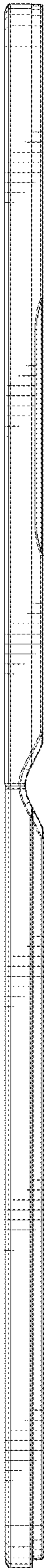



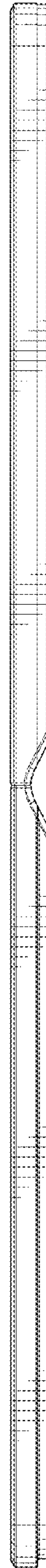
Fig. 2



**Fig. 3**



**Fig. 4**



**Fig. 5**

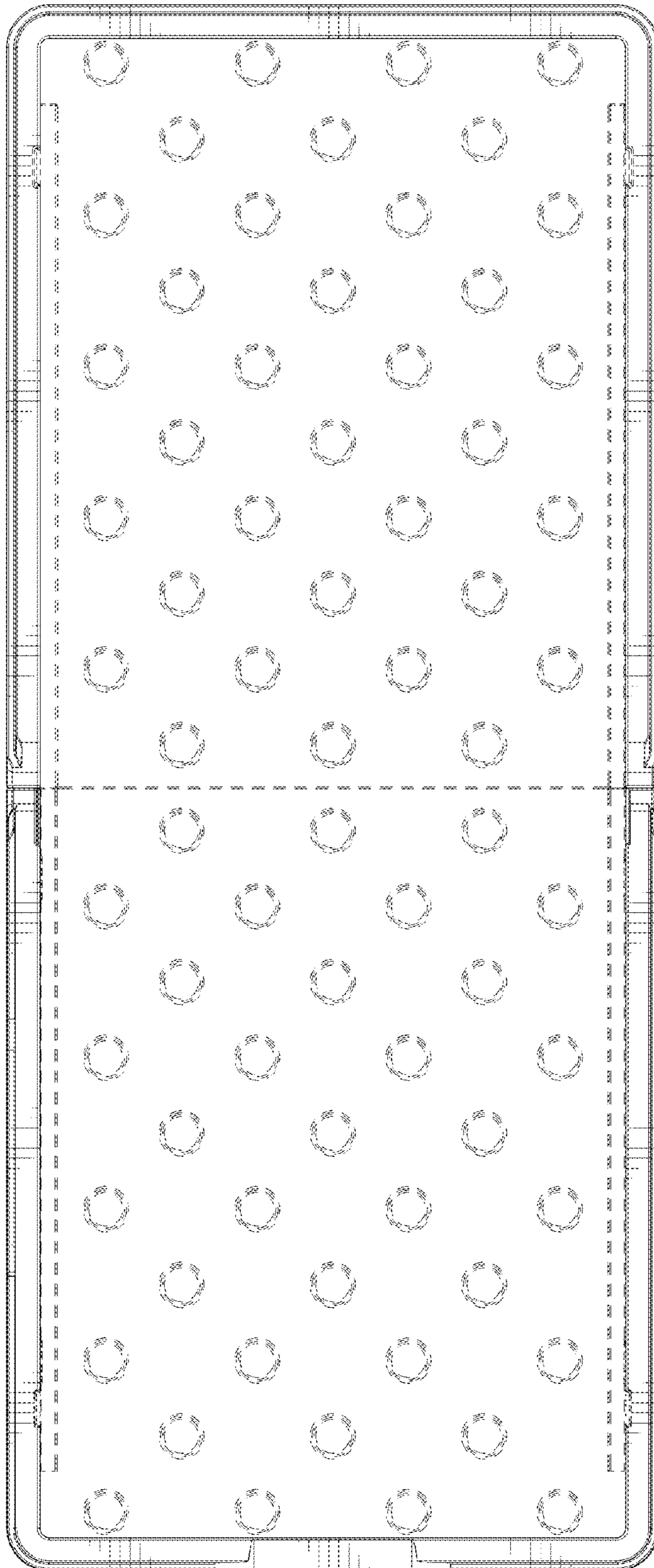


Fig. 6

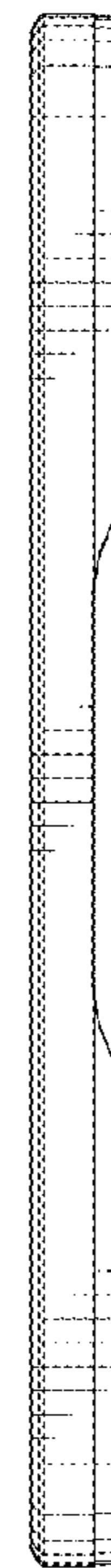


Fig. 7

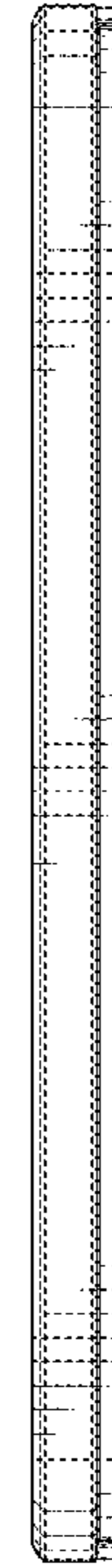


Fig. 8