

US00D734074S

(12) **United States Design Patent**
Jouin

(10) **Patent No.:** **US D734,074 S**
(45) **Date of Patent:** **** Jul. 14, 2015**

(54) **ADVERTISING PANELS**

(75) Inventor: **Patrick Jouin**, Paris (FR)

(73) Assignee: **JCDecaux SA**, Neuilly sur Seine (FR)

(**) Term: **14 Years**

(21) Appl. No.: **29/429,400**

(22) Filed: **Aug. 10, 2012**

(30) **Foreign Application Priority Data**

Feb. 17, 2012 (FR) 12 0829

(51) **LOC (10) Cl.** **06-06**

(52) **U.S. Cl.**
USPC **D6/672**

(58) **Field of Classification Search**
USPC D6/477, 479, 300, 466-469, 471-472,
D6/672; D14/125-134, 136, 239, 336,
D14/371, 374-377, 440, 448, 450;
D21/329, 332, 325, 369-370; 312/7.2,
312/836, 838, 180, 184, 325; 361/679.01,
361/679.02, 679.04, 679.21, 679.57
See application file for complete search history.

(56) **References Cited**

U.S. PATENT DOCUMENTS

D306,464 S * 3/1990 Axtell D21/325
D324,701 S * 3/1992 Capps D20/19
D351,863 S * 10/1994 Sarkisian et al. D20/41
D461,785 S * 8/2002 Wilmotte D14/126
D472,223 S * 3/2003 Wilmotte D14/126
D551,184 S * 9/2007 Kanou et al. D14/126

D585,943 S * 2/2009 Pymm et al. D20/10
D587,760 S * 3/2009 Miranda et al. D20/39
D601,105 S * 9/2009 Morabito D14/129
D646,269 S * 10/2011 Crick et al. D14/307
D658,615 S * 5/2012 Chiu D14/126
D661,124 S * 6/2012 Curbbun et al. D6/396
D665,555 S * 8/2012 Lee et al. D99/28
D700,901 S * 3/2014 Giglio et al. D14/129
D707,674 S * 6/2014 Daniel D14/307
D713,658 S * 9/2014 Tio et al. D6/675

* cited by examiner

Primary Examiner — Kelley Donnelly

(74) *Attorney, Agent, or Firm* — Porzio, Bromberg & Newman, P.C.


(57) **CLAIM**

I claim, the ornamental design for advertising panels, as shown and described.

DESCRIPTION

FIG. 1 is a front perspective view of a first embodiment of an advertising panel, showing my design;
FIG. 2 is a right side view of FIG. 1;
FIG. 3 is a left side view of FIG. 1;
FIG. 4 is a front elevational view of FIG. 1;
FIG. 5 is a rear elevational view of FIG. 1;
FIG. 6 is a top plan view of FIG. 1;
FIG. 7 is a front perspective view of a second embodiment of an advertising panel;
FIG. 8 is a right side view of FIG. 7;
FIG. 9 is a left side view of FIG. 7;
FIG. 10 is a front elevational view of FIG. 7;
FIG. 11 is a rear elevational view of FIG. 7; and,
FIG. 12 is a top plan view of FIG. 7.

1 Claim, 12 Drawing Sheets






FIG. 1




FIG. 2




FIG. 3




FIG. 4




FIG. 5

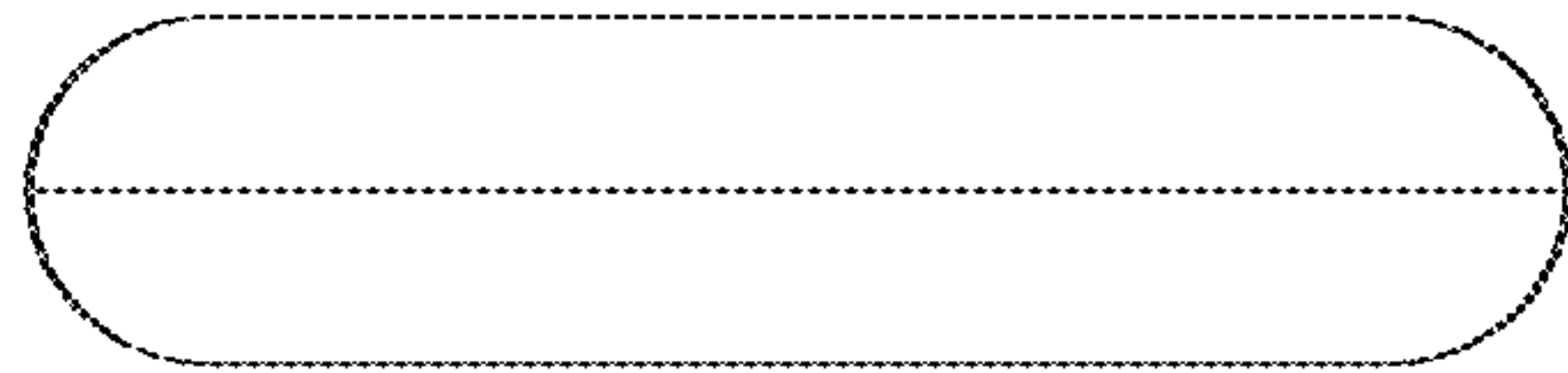


FIG. 6




FIG. 7




FIG. 8




FIG. 9




FIG. 10




FIG. 11




FIG. 12