



US00D734069S

(12) **United States Design Patent**
Zhao

(10) **Patent No.:** **US D734,069 S**
(45) **Date of Patent:** **** Jul. 14, 2015**

(54) **TOOL BIN**

(71) Applicant: **JIANGSU POOKE TOOLS CO., LTD.**, Changshu, Jiangsu (CN)

(72) Inventor: **Xiongwen Zhao**, Jiangsu (CN)

(73) Assignee: **POOKE TECHNOLOGY CO., LTD** (CN)

(**) Term: **14 Years**

(21) Appl. No.: **29/483,183**

(22) Filed: **Feb. 26, 2014**

(51) **LOC (10) Cl.** **06-04**

(52) **U.S. Cl.**
USPC **D6/671.1**

(58) **Field of Classification Search**
USPC D6/663, 665, 671, 671.1, 671.2, 671.3, D6/671.4; D3/297
CPC A47B 17/04; A47B 45/00; A47B 67/00; A47B 67/04; A47B 88/00; A47B 88/044
See application file for complete search history.

(56) **References Cited**

U.S. PATENT DOCUMENTS

D90,638 S * 9/1933 Williams D6/671.1
D149,763 S * 5/1948 Ketchum, Jr. et al. D6/671.1
D169,687 S * 5/1953 Levey D6/671.3

D224,492 S * 8/1972 Inhelder D6/671.1
D286,714 S * 11/1986 Verholt D6/671.1
5,496,105 A * 3/1996 Czarnecky et al. A47B 67/04
D423,817 S * 5/2000 Holcomb et al. D6/671.1
D423,818 S * 5/2000 Holcomb et al. D6/671.1
D424,328 S * 5/2000 Dominik D6/671.1
D427,807 S * 7/2000 Holcomb et al. D6/671.1
D461,067 S * 8/2002 Frank et al. D6/671.1
D477,724 S * 7/2003 Bishop D6/665
7,048,347 B1 * 5/2006 Liu A47B 88/00
D587,047 S * 2/2009 Kalkwarf D6/671.1
D588,849 S * 3/2009 Kalkwarf
7,524,003 B2 * 4/2009 Liu A47B 67/04

* cited by examiner

Primary Examiner — Mimoso De

(74) *Attorney, Agent, or Firm* — Flener IP Law; Zareefa B. Flener


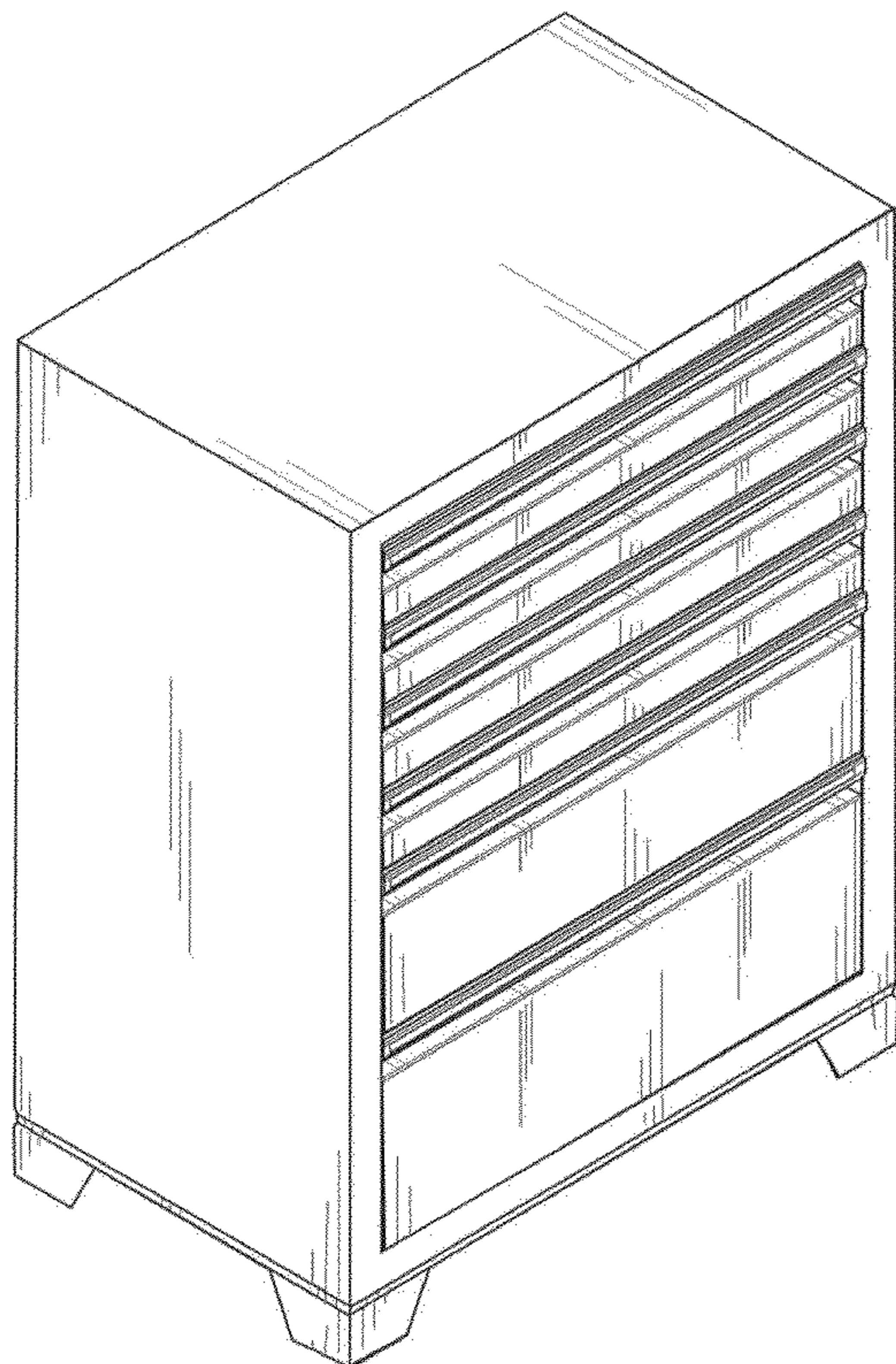
(57) **CLAIM**

The ornamental design for a tool bin, as shown and described.

DESCRIPTION

FIG. 1 is a perspective view from the front, top, and left side of the tool bin embodying our new design;
FIG. 2 is a front elevational view thereof;
FIG. 3 is a rear elevational view thereof;
FIG. 4 is a right side elevational view thereof;
FIG. 5 is a left side elevational view thereof;
FIG. 6 is a top plan view thereof; and,
FIG. 7 is a bottom plan view thereof.

1 Claim, 7 Drawing Sheets



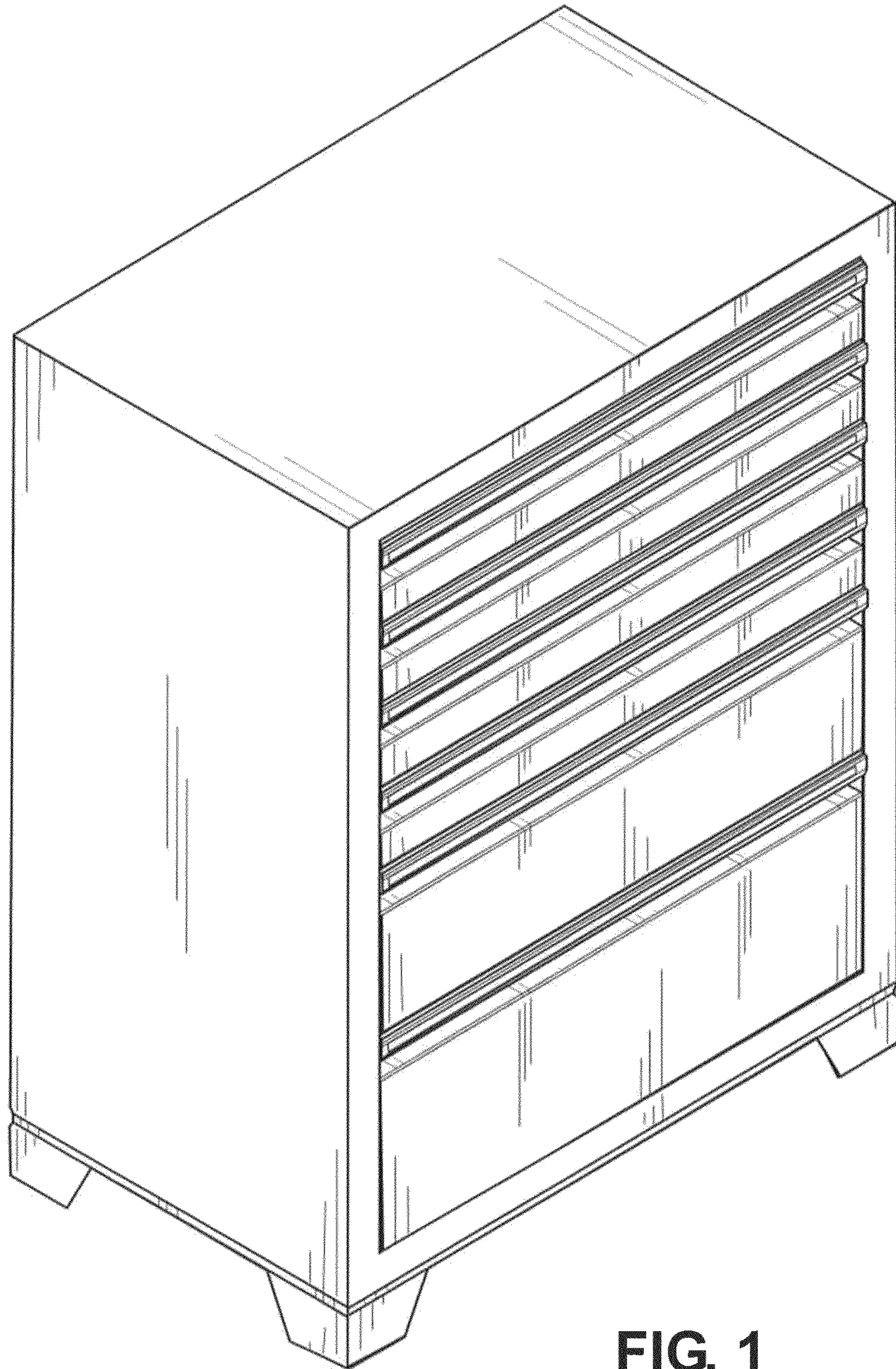


FIG. 1

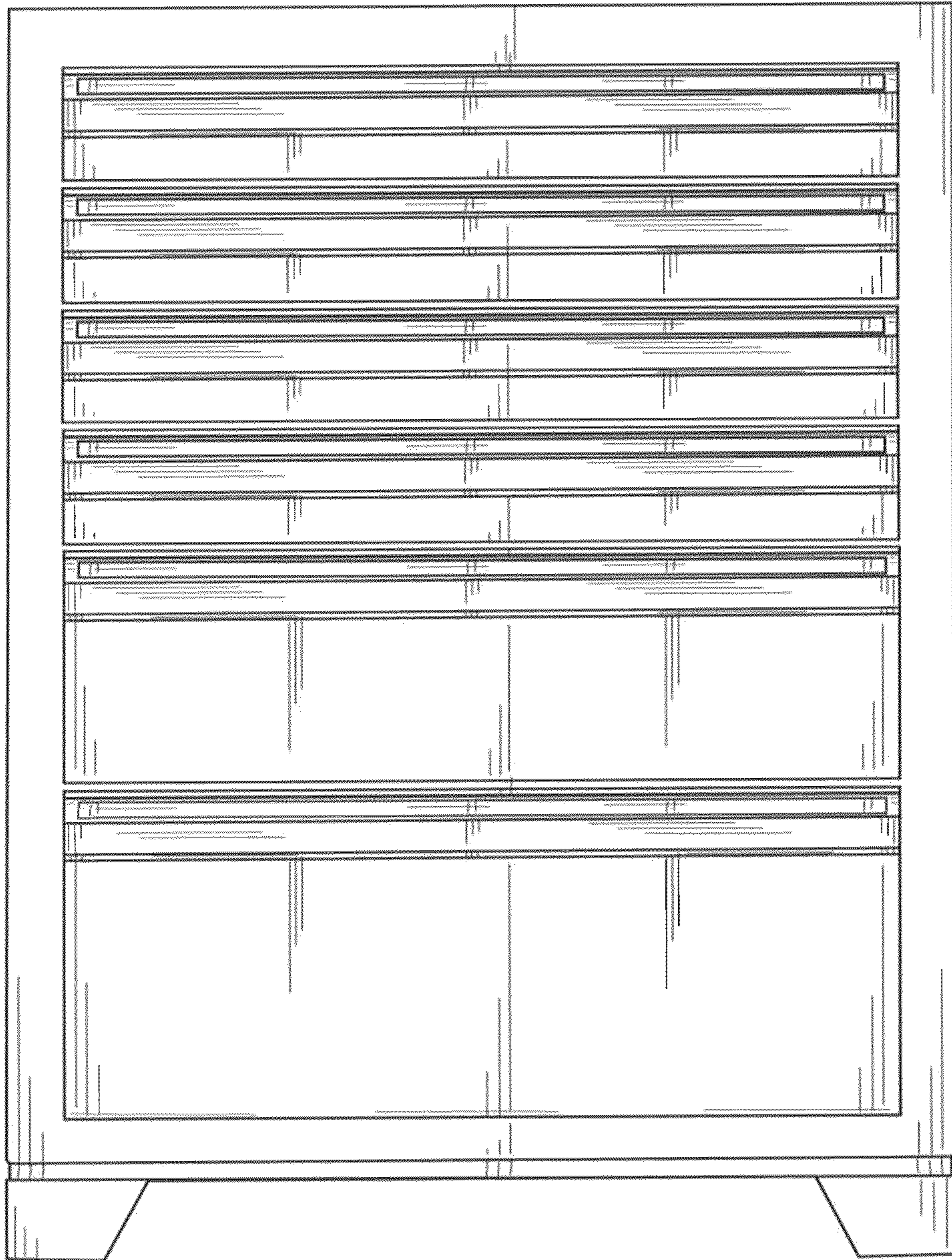


FIG. 2




FIG. 3




FIG. 4




FIG. 5




FIG. 6




FIG. 7