



US00D734064S

(12) **United States Design Patent**
Stickler et al.

(10) **Patent No.:** **US D734,064 S**
(45) **Date of Patent:** **** Jul. 14, 2015**

(54) **COMMODE COLLECTING MAT**

(56) **References Cited**

(71) Applicants: **R. Dean Stickler**, Fort Lauderdale, FL
(US); **Jeffrey S. Crevier**, Fort
Lauderdale, FL (US)

(72) Inventors: **R. Dean Stickler**, Fort Lauderdale, FL
(US); **Jeffrey S. Crevier**, Fort
Lauderdale, FL (US)

(**) Term: **14 Years**

(21) Appl. No.: **29/472,748**

(22) Filed: **Nov. 15, 2013**

(51) **LOC (10) Cl.** **06-11**

(52) **U.S. Cl.**
USPC **D6/592**

(58) **Field of Classification Search**
USPC D5/61, 63, 99; D6/582, 583, 584, 585,
D6/588, 589, 592, 593, 594, 613, 615,
D6/616; D12/203; D32/57; 4/581, 582,
4/583; 428/85
CPC A47K 3/001; A47K 3/002; A47K 3/04;
A47G 27/0225; A47G 9/062; A45C 3/10;
A63B 6/00; A47L 23/24; A47L 23/266;
E04C 5/04; E04F 13/04; E06B 7/22; D04H
11/00

See application file for complete search history.

U.S. PATENT DOCUMENTS

2,187,676	A	1/1940	Biewen	
4,285,075	A	8/1981	Nelson	
D402,841	S *	12/1998	Dobbs	D6/583
6,265,084	B1	7/2001	Stickler	
D486,341	S *	2/2004	Ruhl et al.	D6/583
D493,999	S *	8/2004	Ruhl et al.	D6/583
6,875,494	B2 *	4/2005	Burns et al.	428/138
7,597,949	B2 *	10/2009	Wright	428/116
D629,636	S *	12/2010	Wright	D6/582
D642,003	S *	7/2011	Wright	D6/592
8,236,402	B1 *	8/2012	Stickler et al.	428/80
2009/0158512	A1 *	6/2009	Stickler et al.	4/251.1

* cited by examiner

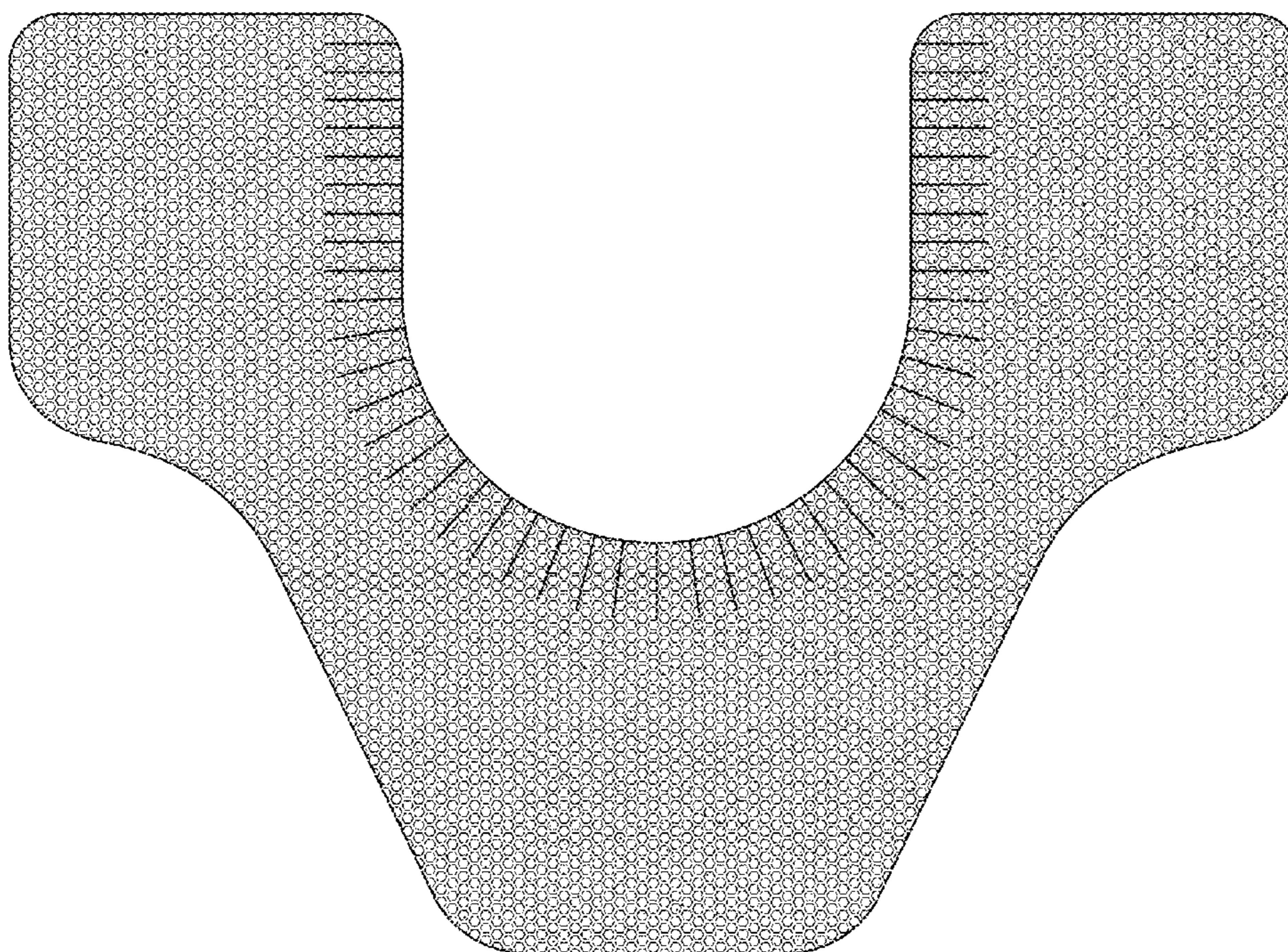
Primary Examiner — Karen S Acker
Assistant Examiner — Amy Wierenga
(74) *Attorney, Agent, or Firm* — Malin Haley DiMaggio & Bowen, P.A.

(57) **CLAIM**
We claim the ornamental design for a commode collecting mat, as shown and described.

DESCRIPTION

FIG. 1 is a top plan view of the commode collecting mat;
FIG. 2 is a bottom plan view thereof;
FIG. 3 is a back elevational view thereof;
FIG. 4 is a front elevational view thereof;
FIG. 5 is a left side elevational view thereof; the right side elevational view is a mirror image of the left side elevational view; and,
FIG. 6 is a perspective view thereof.

1 Claim, 5 Drawing Sheets



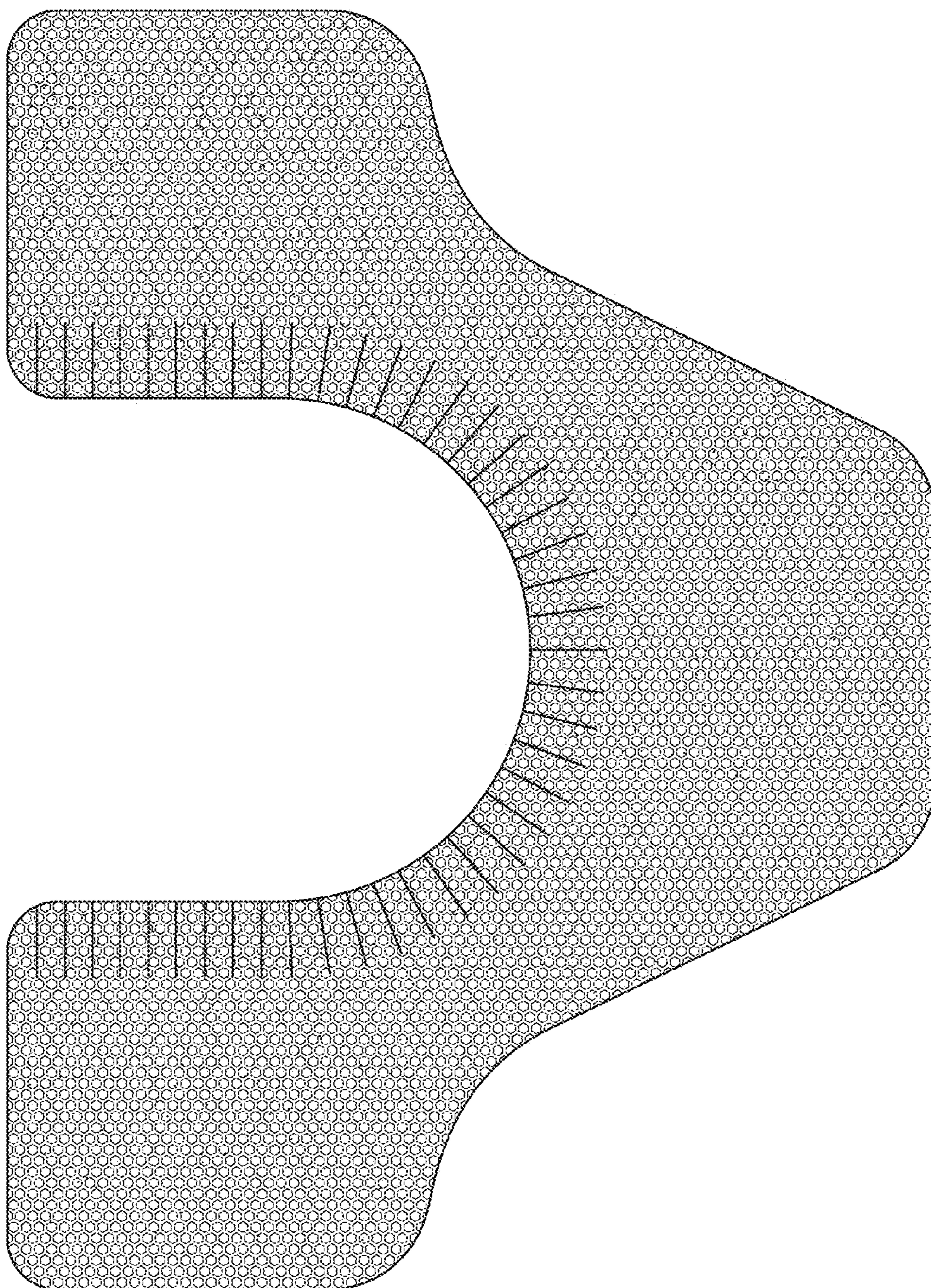


FIG. 1

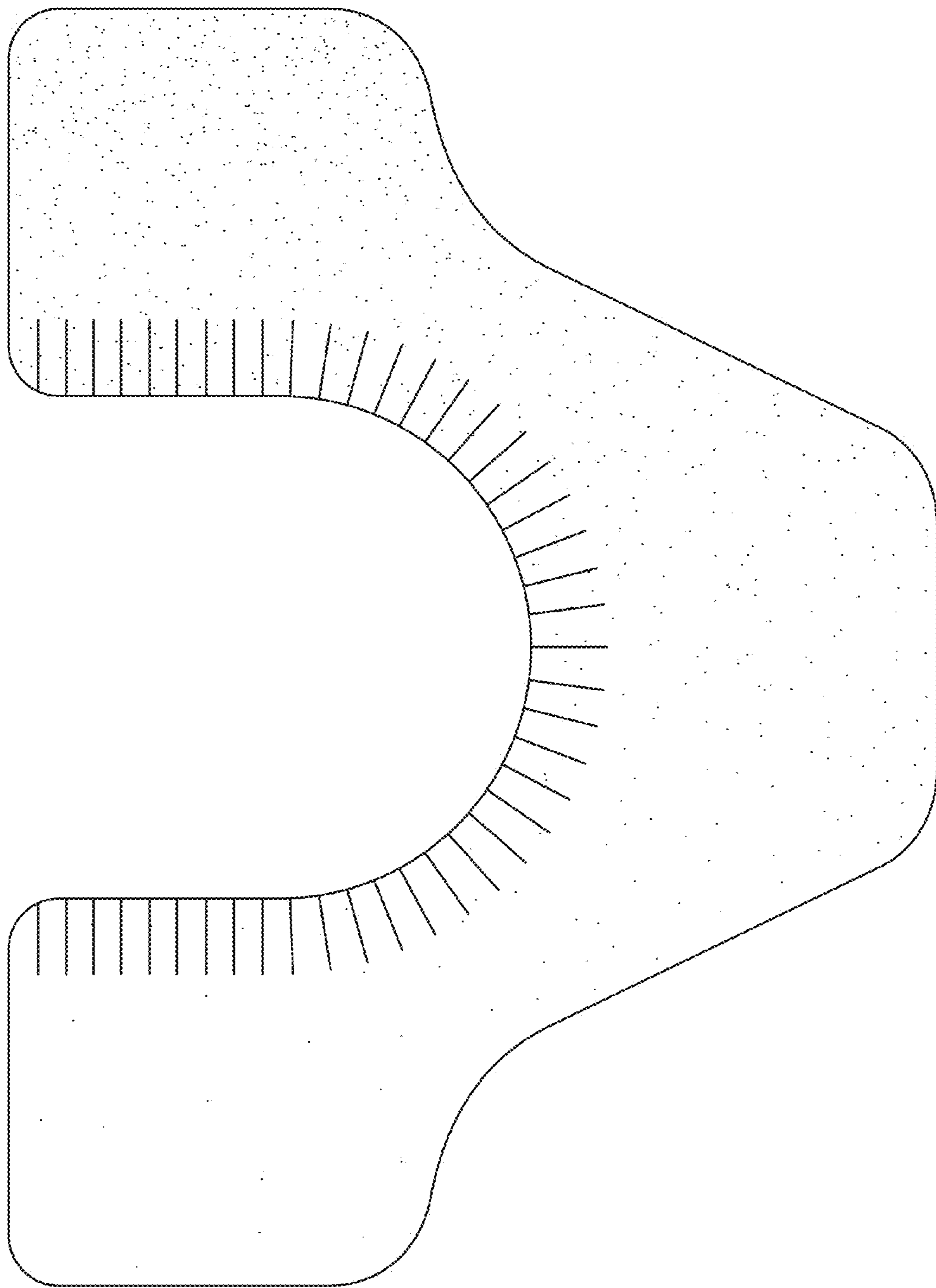


FIG. 2



FIG. 3

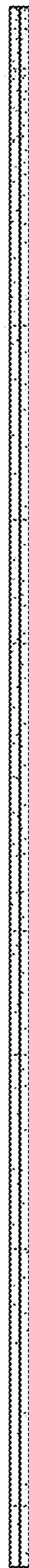


FIG. 4



FIG. 5

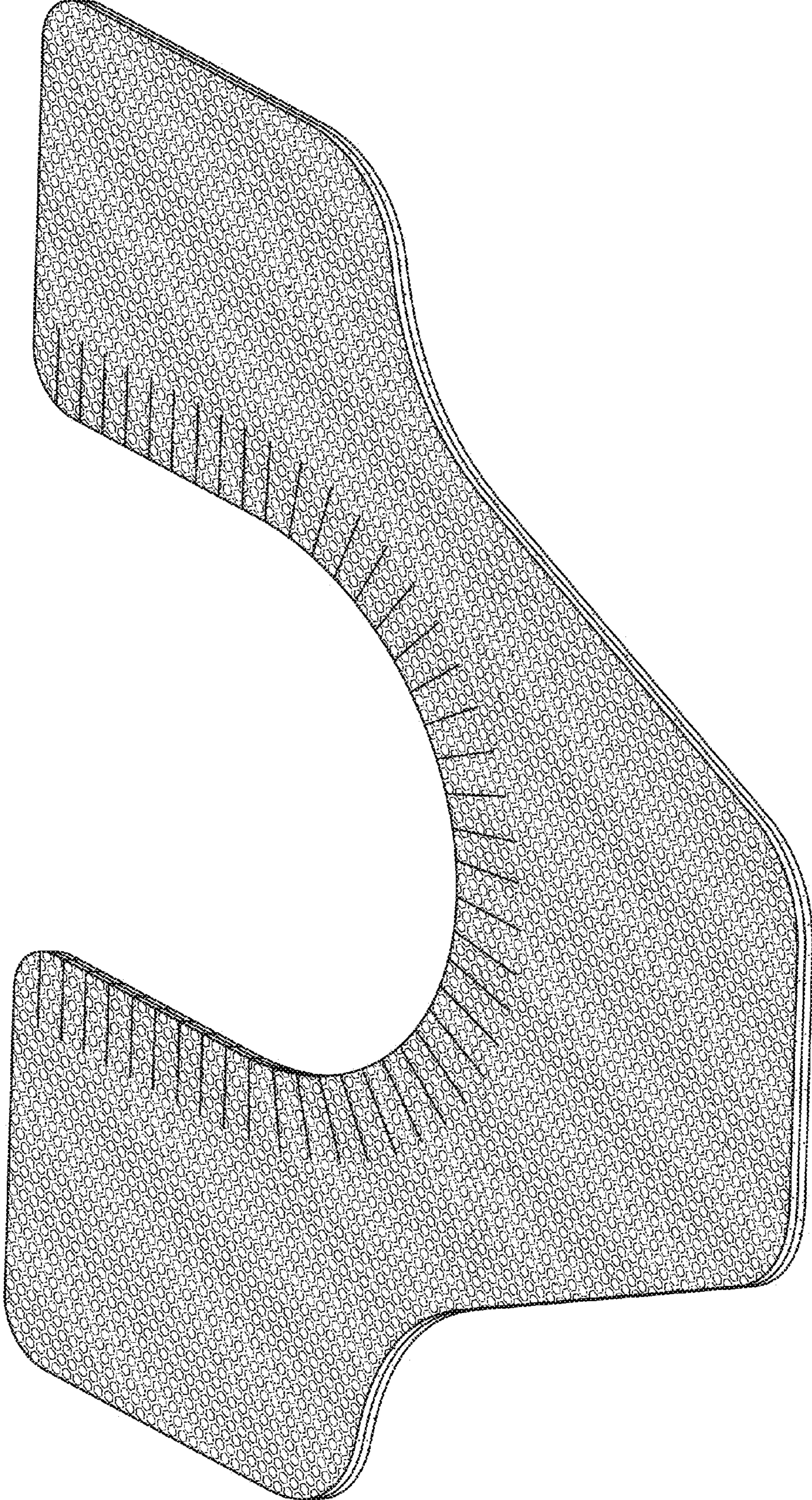


FIG. 6