



US00D734052S

(12) **United States Design Patent**
Glattstein et al.

(10) **Patent No.:** **US D734,052 S**

(45) **Date of Patent:** **** Jul. 14, 2015**

(54) **BED**

D557,926 S * 12/2007 Boerner et al. D6/393
D570,140 S * 6/2008 Thompson D6/505
D702,473 S * 4/2014 Litt D6/718.23

(71) Applicant: **Hillsdale Furniture, LLC**, Louisville,
KY (US)

* cited by examiner

(72) Inventors: **Uri Glattstein**, Louisville, KY (US);
Dennis Dayon, Cebu (PH)

Primary Examiner — Janice Seeger

(74) *Attorney, Agent, or Firm* — Bryan Cave LLP

(73) Assignee: **Hillsdale Furniture, LLC**, Louisville,
KY (US)

(57) **CLAIM**

We claim the ornamental design for a bed, as shown and described.

(**) Term: **14 Years**

DESCRIPTION

(21) Appl. No.: **29/479,254**

(22) Filed: **Jan. 14, 2014**

(51) **LOC (10) Cl.** **06-03**

(52) **U.S. Cl.**
USPC **D6/393**

(58) **Field of Classification Search**
USPC D6/382, 383, 388, 389, 392–395,
D6/718.13; 5/53.1, 279.1, 280, 281, 907
See application file for complete search history.

FIG. 1 is a front, right perspective view of the bed, according to an embodiment;
FIG. 2 is a front side view of the bed, according to the embodiment;
FIG. 3 is a back side view of the bed, according to the embodiment;
FIG. 4 is a top side view of the bed, according to the embodiment;
FIG. 5 is a right side view of the bed, according to the embodiment;
FIG. 6 is a bottom side view of the bed, according to the embodiment; and,
FIG. 7 is a left side view of the bed, according to the embodiment.

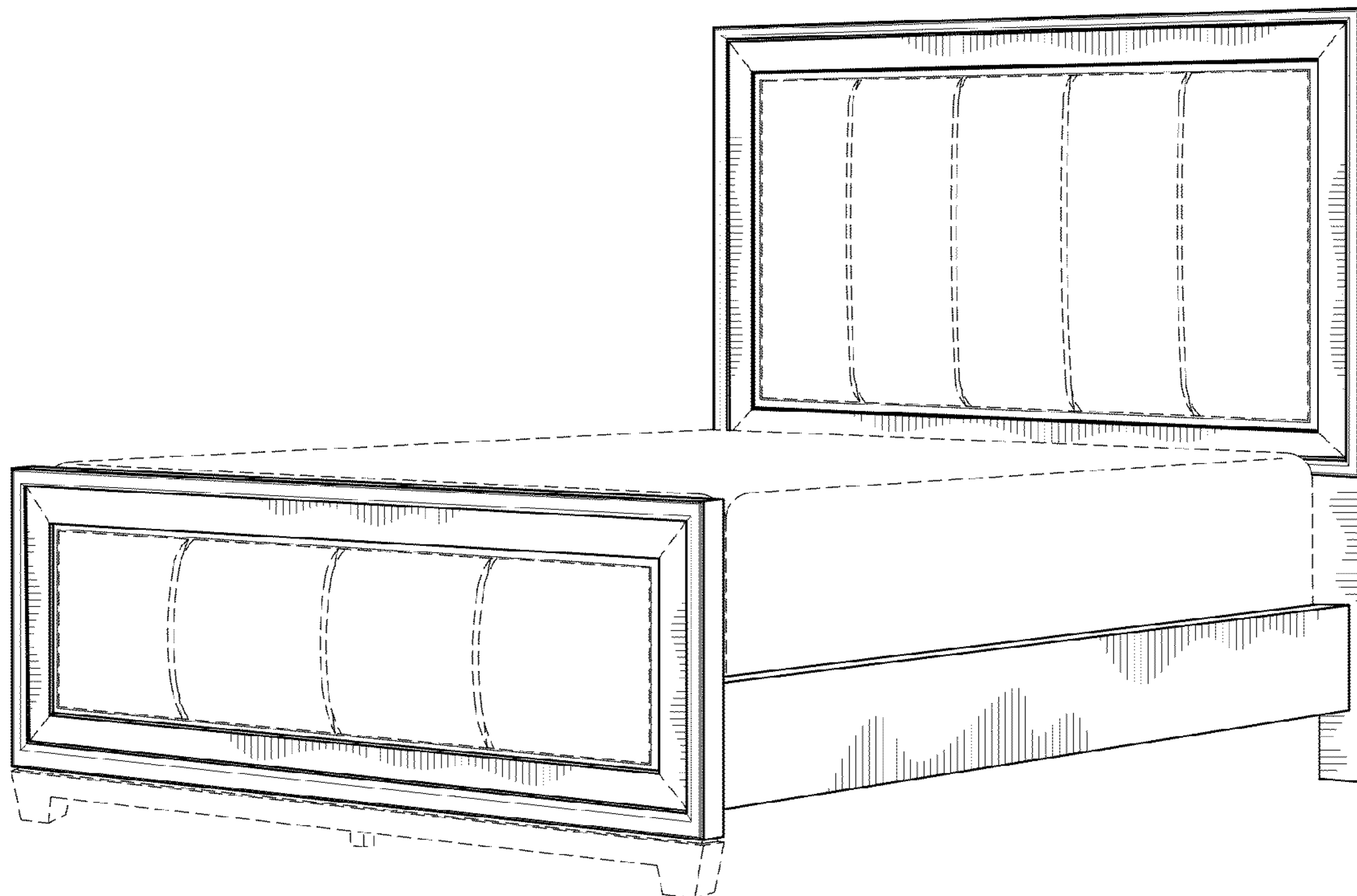
The evenly dashed broken lines of the various figures of the bed are directed to the environment and are for illustrative purposes only; the evenly dashed broken lines form no part of the claimed design.

(56) **References Cited**

U.S. PATENT DOCUMENTS

D152,894 S * 3/1949 Lubberts et al. D6/394
D392,811 S * 3/1998 Bergelin D6/393
D492,502 S * 7/2004 Domack D6/393
D509,677 S * 9/2005 Junbeau et al. D6/393
D510,494 S * 10/2005 Juneau et al. D6/505
D521,768 S * 5/2006 Black D6/393
D543,051 S * 5/2007 Kingsley et al. D6/393

1 Claim, 4 Drawing Sheets



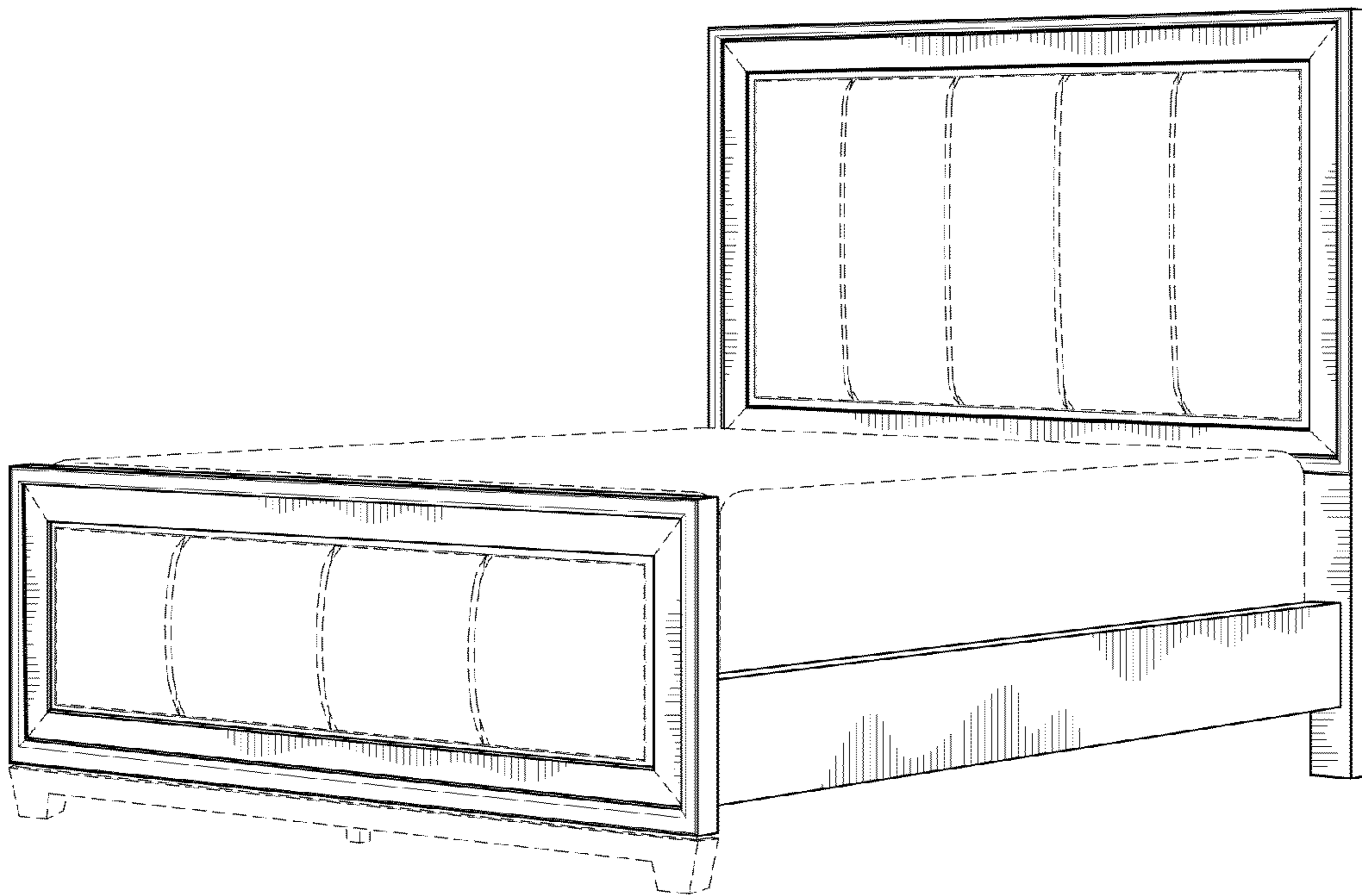


FIG. 1

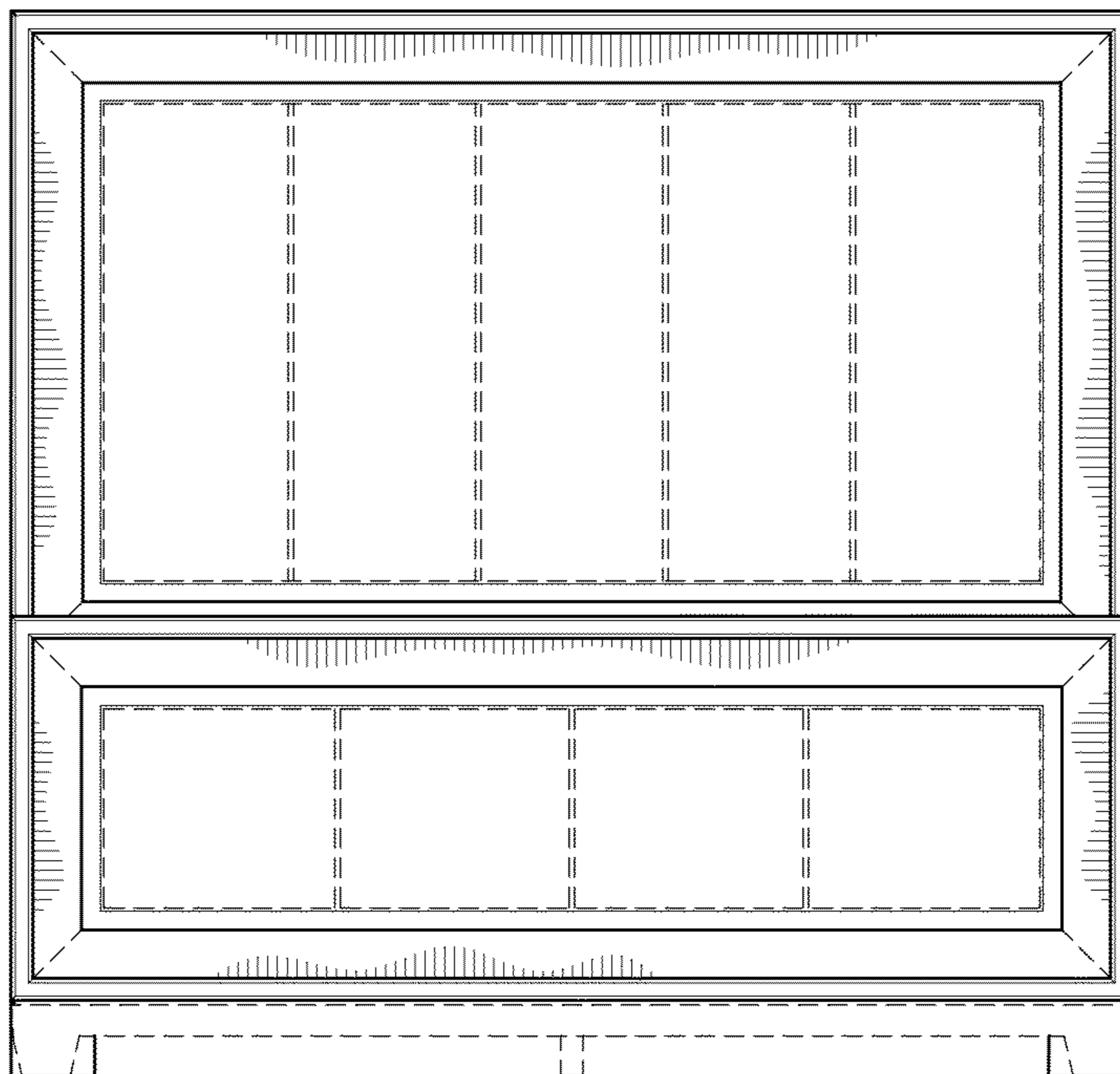


FIG. 2




FIG. 3




FIG. 4



FIG. 5




FIG. 6

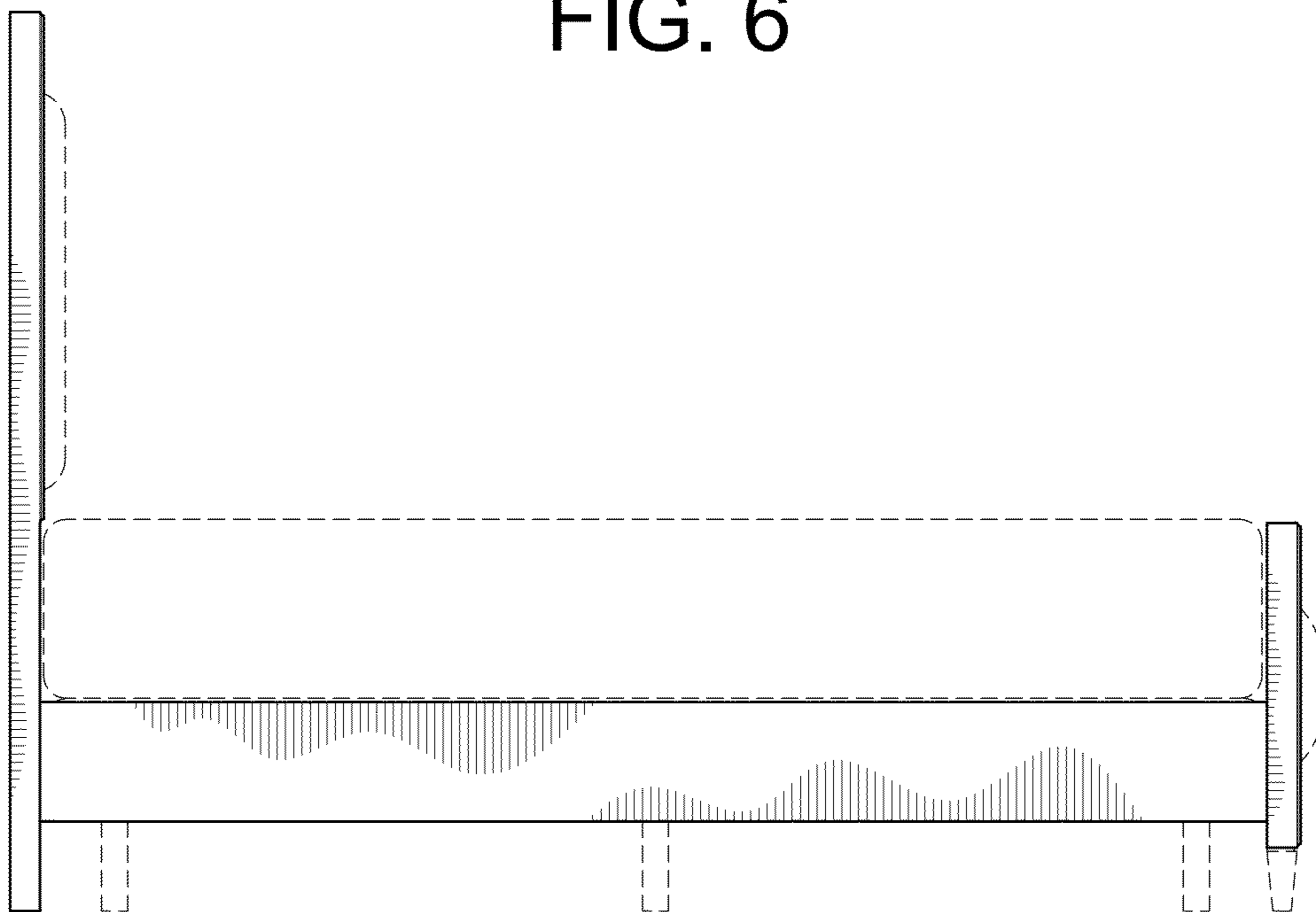


FIG. 7