



US00D734033S

(12) **United States Design Patent**
Li

(10) **Patent No.:** **US D734,033 S**
(45) **Date of Patent:** **** Jul. 14, 2015**

(54) **LUGGAGE BOX**

(71) Applicant: **NANTONG LONGTENG INTERNATIONAL TRADING CO., LTD.**, Nantong (CN)

(72) Inventor: **Dun Li**, Nantong (CN)

(73) Assignee: **NANTONG LONGTENG INTERNATIONAL TRADING CO., LTD.**, Jiangsu Province (CN)

(**) Term: **14 Years**

(21) Appl. No.: **29/487,107**

(22) Filed: **Apr. 4, 2014**

(30) **Foreign Application Priority Data**

Oct. 22, 2013 (CN) 2013 3 0498631

(51) **LOC (10) Cl.** **03-01**

(52) **U.S. Cl.**
USPC **D3/283; D3/289; D3/301; D3/279**

(58) **Field of Classification Search**
USPC D3/273, 276, 279, 289, 301, 283, 272, D3/278, 274, 281, 321, 902; D6/670; 190/18 A, 100-127; 206/286-287.1
CPC A45C 7/00; A45C 5/14; A45C 13/28; A45C 5/03

See application file for complete search history.

(56) **References Cited**

U.S. PATENT DOCUMENTS

4,756,394 A * 7/1988 Cohen 190/18 A
D340,621 S * 10/1993 Melk D7/607

D364,959 S * 12/1995 Finn D3/279
D414,932 S * 10/1999 Platte, III D3/276
D417,076 S * 11/1999 Buban et al. D3/279
D423,779 S * 5/2000 Goatcher D3/283
D471,013 S * 3/2003 Peterson D3/301
D508,376 S * 8/2005 Bhavnani D7/605
7,140,479 B2 * 11/2006 Mangano et al. 190/108
D569,102 S * 5/2008 Timm et al. D3/279
7,600,619 B2 * 10/2009 Sapyta 190/107
D639,051 S * 6/2011 Dare D3/260
D688,449 S * 8/2013 Schinasi D3/232
2005/0121275 A1 * 6/2005 Platte 190/103
2010/0108452 A1 * 5/2010 Williams et al. 190/18 A

* cited by examiner

Primary Examiner — Jennifer Rivard

Assistant Examiner — April Rivas

(74) *Attorney, Agent, or Firm* — J.C. Patents

(57) **CLAIM**

The ornamental design for luggage box, as shown and described.

DESCRIPTION

FIG. 1 is a front view of luggage box;
FIG. 2 is rear view of the luggage box;
FIG. 3 is a left side view of the luggage box;
FIG. 4 is a right side view of the luggage box;
FIG. 5 is a top side view of the luggage box;
FIG. 6 is a bottom view of the luggage box;
FIG. 7 is a top left perspective view of the luggage box;
FIG. 8 is a top right perspective view of the luggage box;
FIG. 9 is a front left perspective view of the luggage box; and,
FIG. 10 is a front right perspective view of the luggage box.
The ornamental design for a luggage box, as shown and described.

1 Claim, 9 Drawing Sheets





FIG. 1



FIG. 2



FIG. 3



FIG. 4




FIG. 5




FIG. 6



FIG. 7




FIG. 8



FIG. 9



FIG. 10