

US00D734028S

(12) **United States Design Patent**
Noble

(10) **Patent No.:** **US D734,028 S**
(45) **Date of Patent:** **** Jul. 14, 2015**

(54) **BASEBALL GLOVE CARRYING CASE**
(71) Applicant: **David Noble**, Bluffdale, UT (US)
(72) Inventor: **David Noble**, Bluffdale, UT (US)

(**) Term: **14 Years**
(21) Appl. No.: **29/471,471**

(22) Filed: **Oct. 31, 2013**
(51) **LOC (10) Cl.** **03-01**
(52) **U.S. Cl.**
USPC **D3/254**
(58) **Field of Classification Search**
USPC D3/201, 232, 231, 276, 289, 301, 904;
206/287, 315.1, 349
CPC A45C 1/02; A45C 3/00; A45C 2003/007
See application file for complete search history.

(56) **References Cited**

U.S. PATENT DOCUMENTS

D197,546	S *	2/1964	Motokane	D3/267
D232,271	S	7/1974	Glantz et al.		
4,418,849	A	12/1983	Santa		
4,637,610	A	1/1987	Carr		
5,265,871	A	11/1993	Hanley		
D359,847	S *	7/1995	Callegari	D3/217
5,638,999	A	6/1997	Greene		
5,868,368	A	2/1999	MacDonald		
D471,353	S *	3/2003	Ho	D3/217
D482,522	S *	11/2003	Hassett	D3/218
D485,678	S *	1/2004	Haro	D3/217
7,165,705	B2 *	1/2007	Haro	224/629
D547,054	S *	7/2007	Kavovit	D3/217
D591,500	S *	5/2009	Siegel et al.	D3/232

D666,812	S *	9/2012	Coffing	D3/254
D672,141	S *	12/2012	Harbinson	D3/232
D705,532	S *	5/2014	Kolton	D3/201
2007/0256946	A1 *	11/2007	Godshaw et al.	206/320
2012/0205268	A1	8/2012	Kreger et al.		

OTHER PUBLICATIONS

U.S. Appl. No. 29/471,469, filed Oct. 31, 2013, Noble.

* cited by examiner

Primary Examiner — Sandra Snapp

(74) *Attorney, Agent, or Firm* — Maschoff Brennan

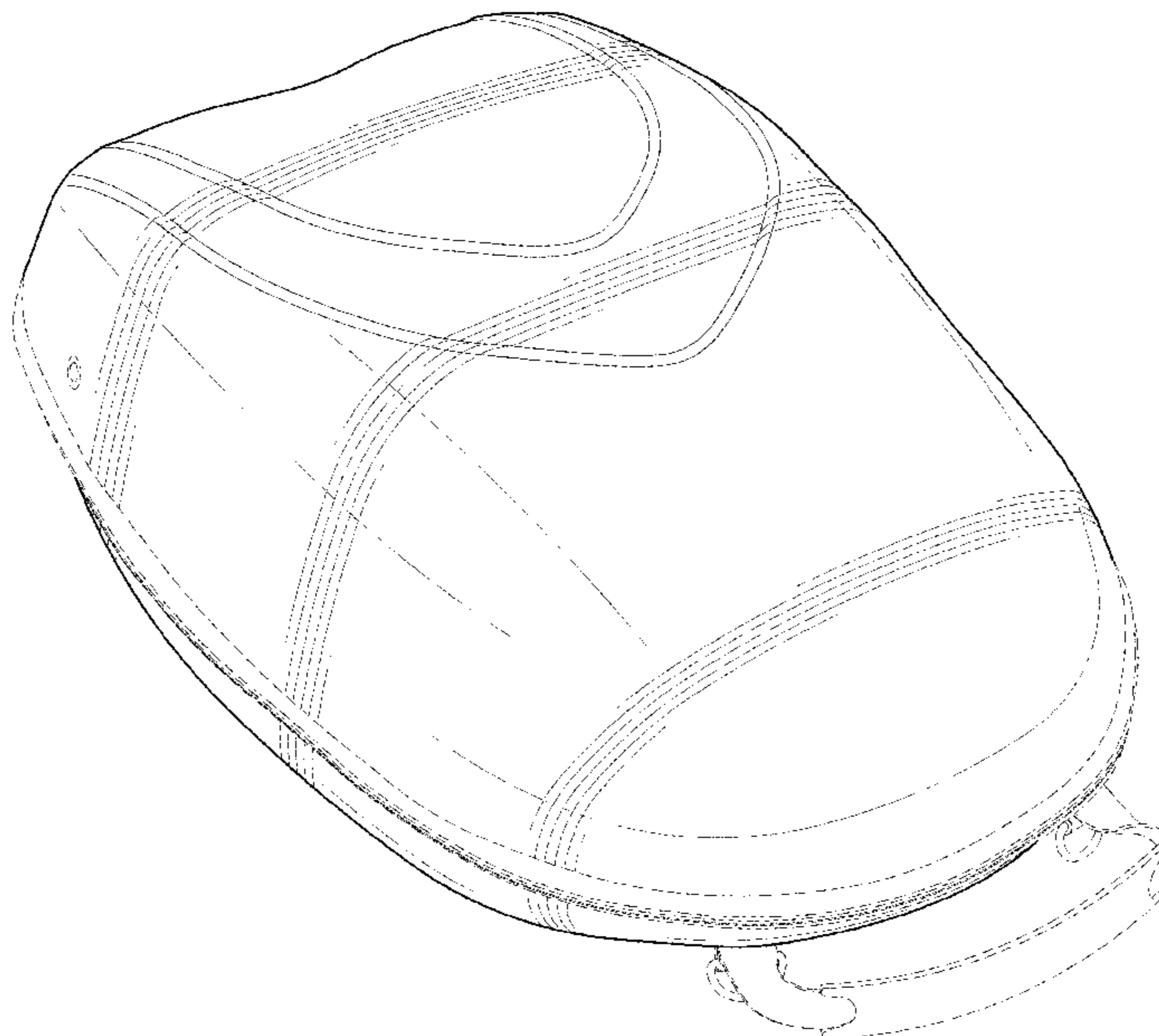
(57) **CLAIM**

The ornamental design for a baseball glove carrying case, as shown and described.

DESCRIPTION

FIG. 1 is an upper perspective view of an embodiment of the baseball glove carrying case;
 FIG. 2 is a lower perspective view of the baseball glove carrying case;
 FIG. 3 is a front view of baseball glove carrying case;
 FIG. 4 is a back view of the baseball glove carrying case;
 FIG. 5 is a left side view of the baseball glove carrying case;
 FIG. 6 is a right side view of the baseball glove carrying case;
 FIG. 7 is a top view of the baseball glove carrying case;
 FIG. 8 is a bottom view of the baseball glove carrying case;
 and,
 FIG. 9 is another upper perspective of the baseball glove carrying case, illustrating the baseball glove carrying case in an open position.
 The broken lines shown in the figures are for illustrative purposes only and form no part of the claimed design.

1 Claim, 9 Drawing Sheets



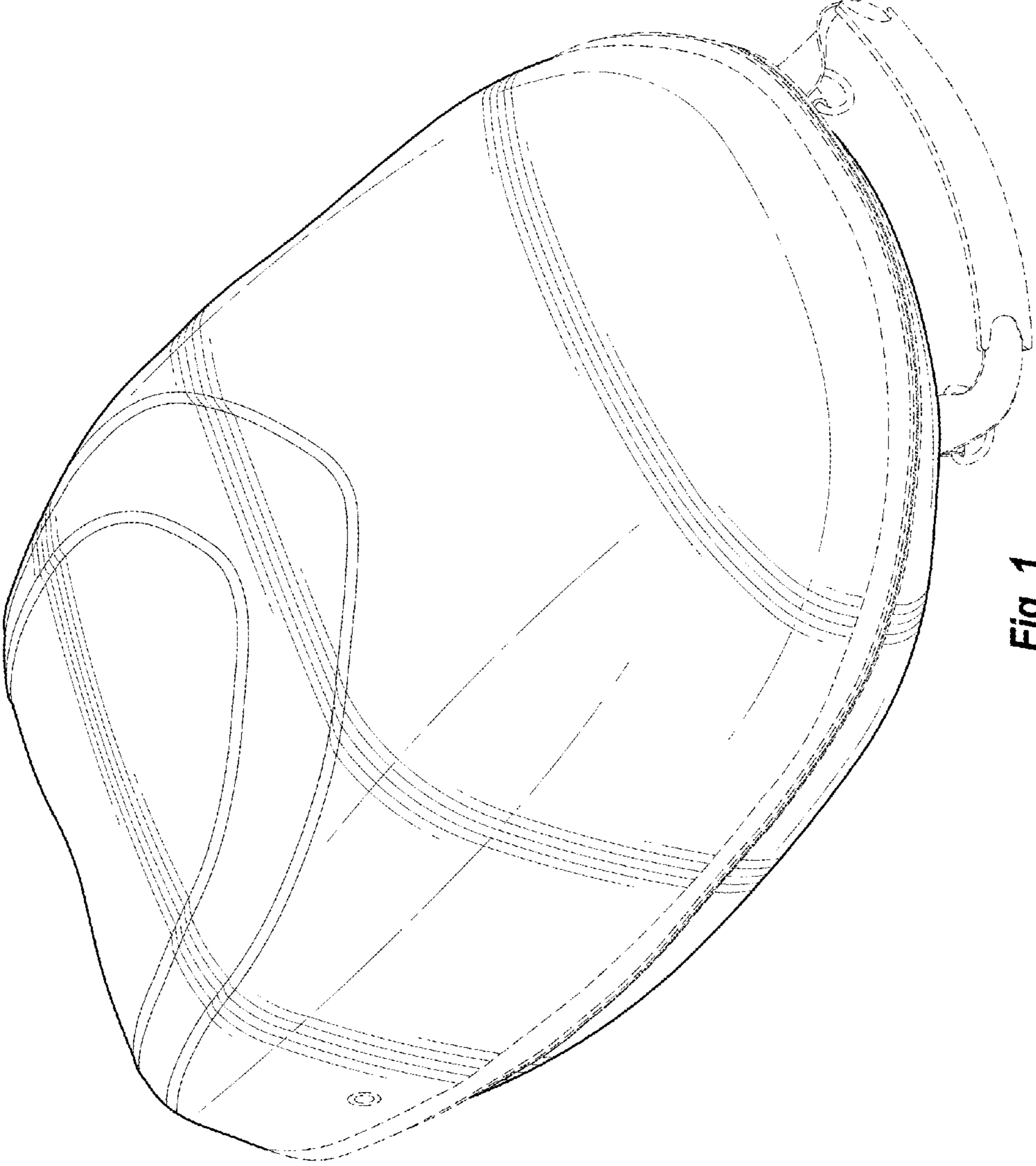


Fig. 1

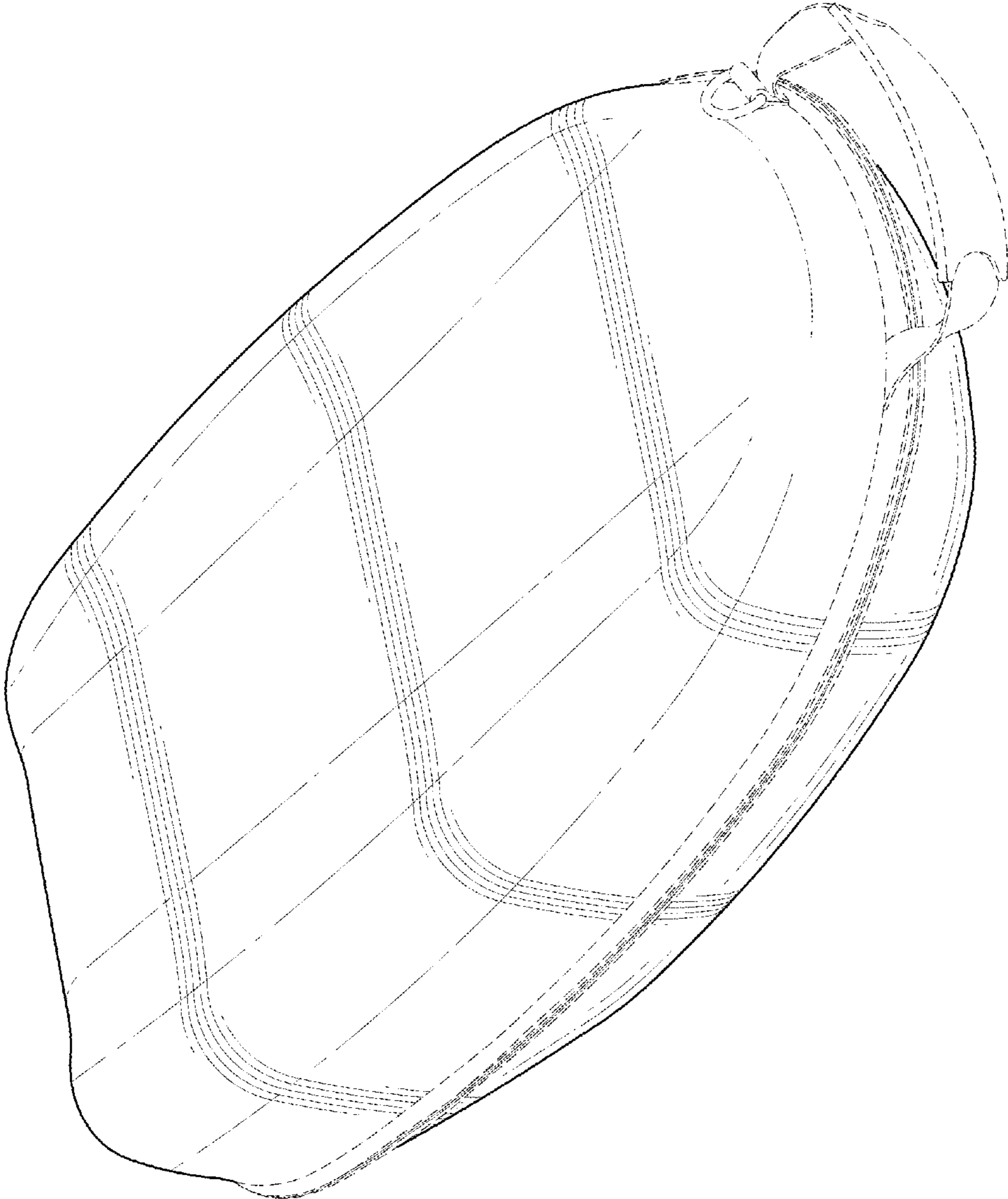


Fig. 2



Fig. 3

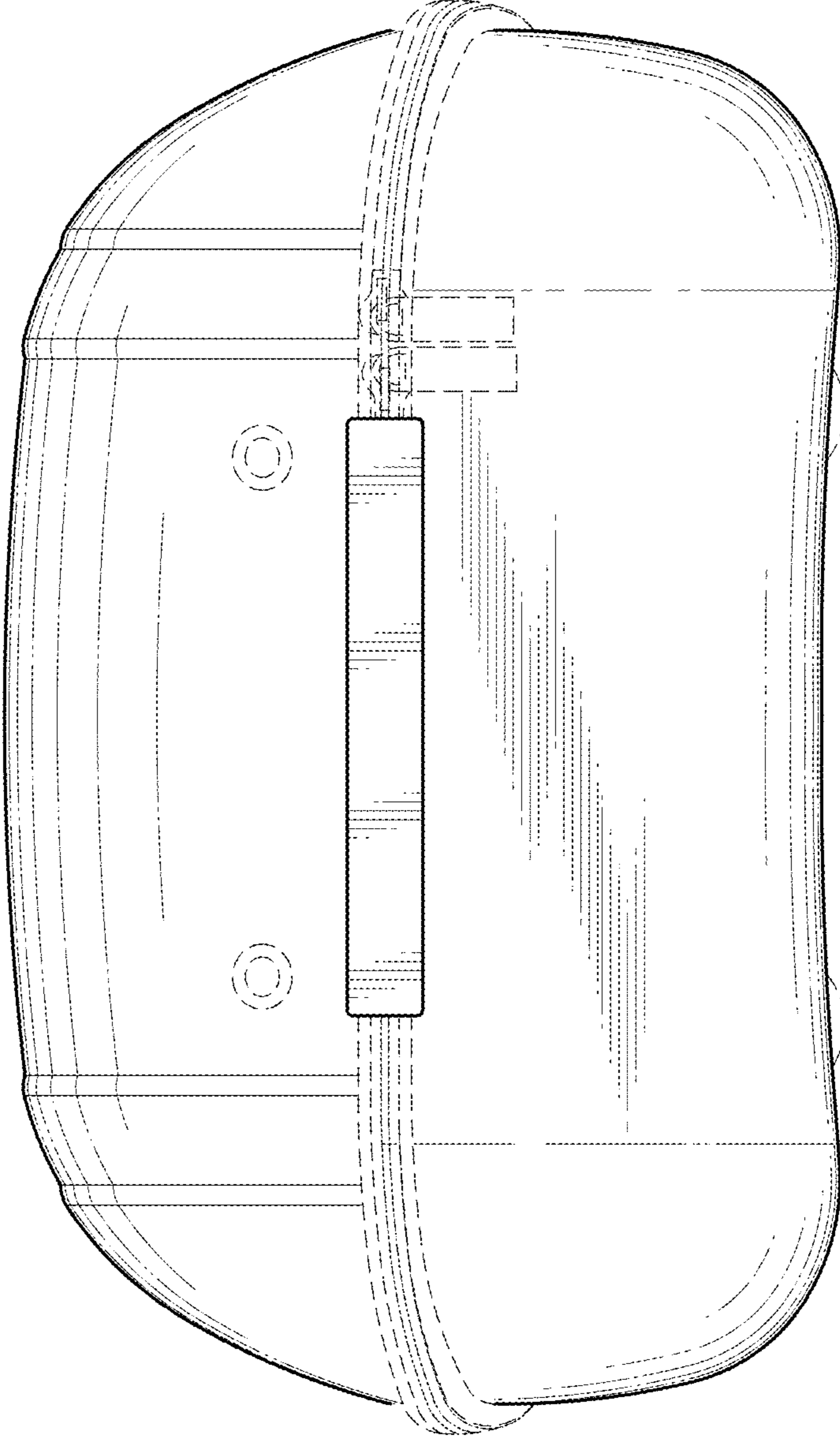


Fig. 4




Fig. 5




Fig. 6

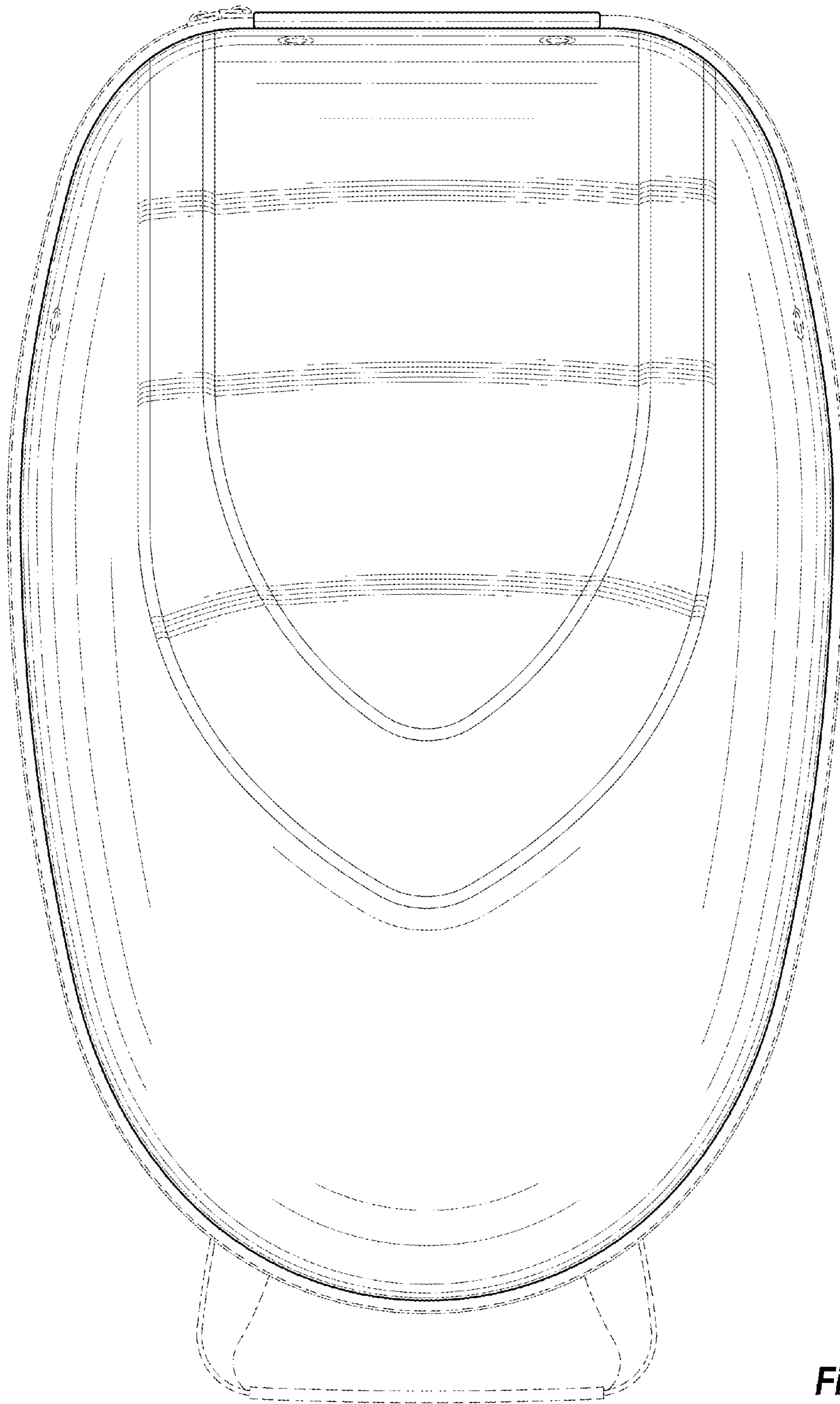


Fig. 7

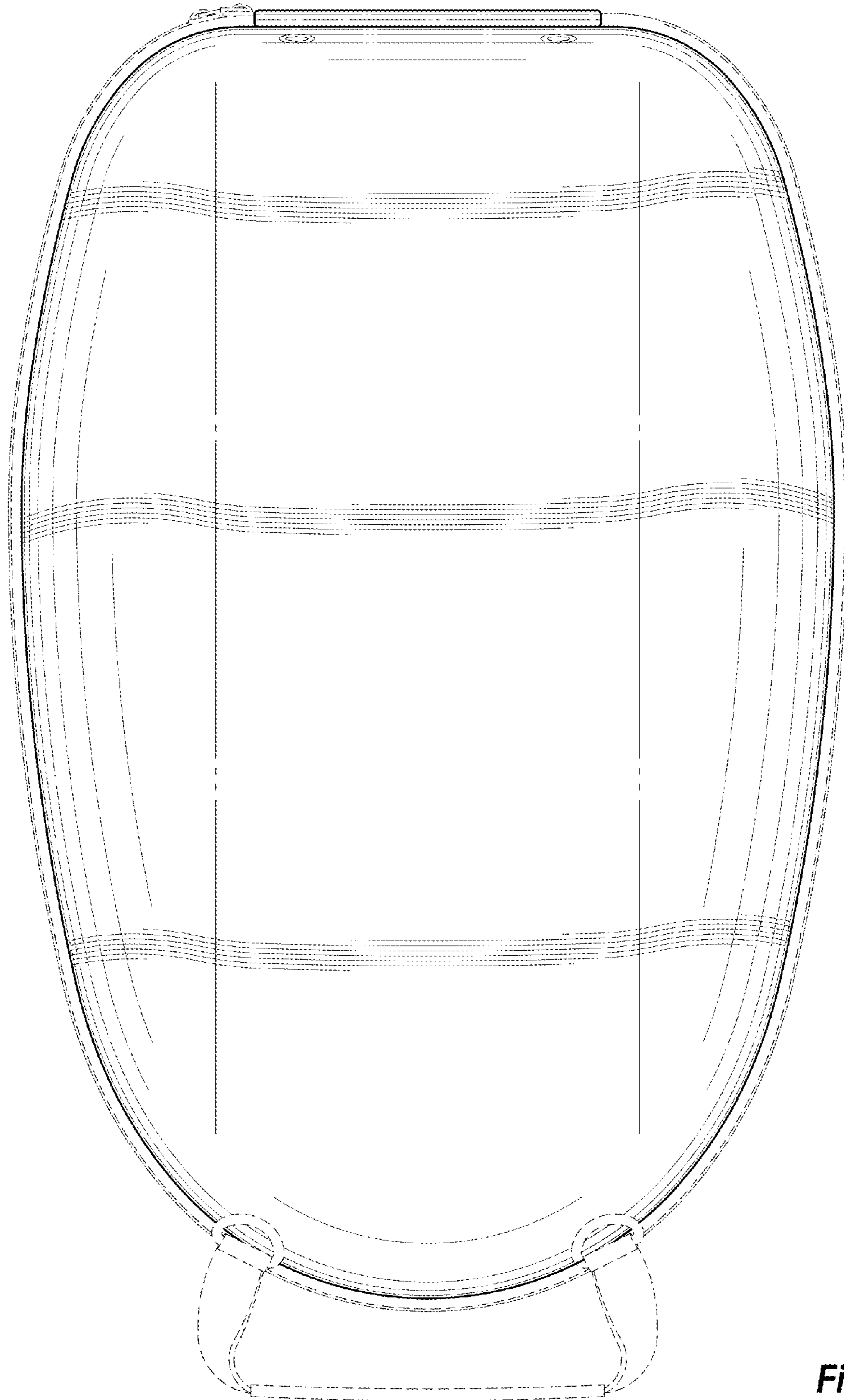


Fig. 8

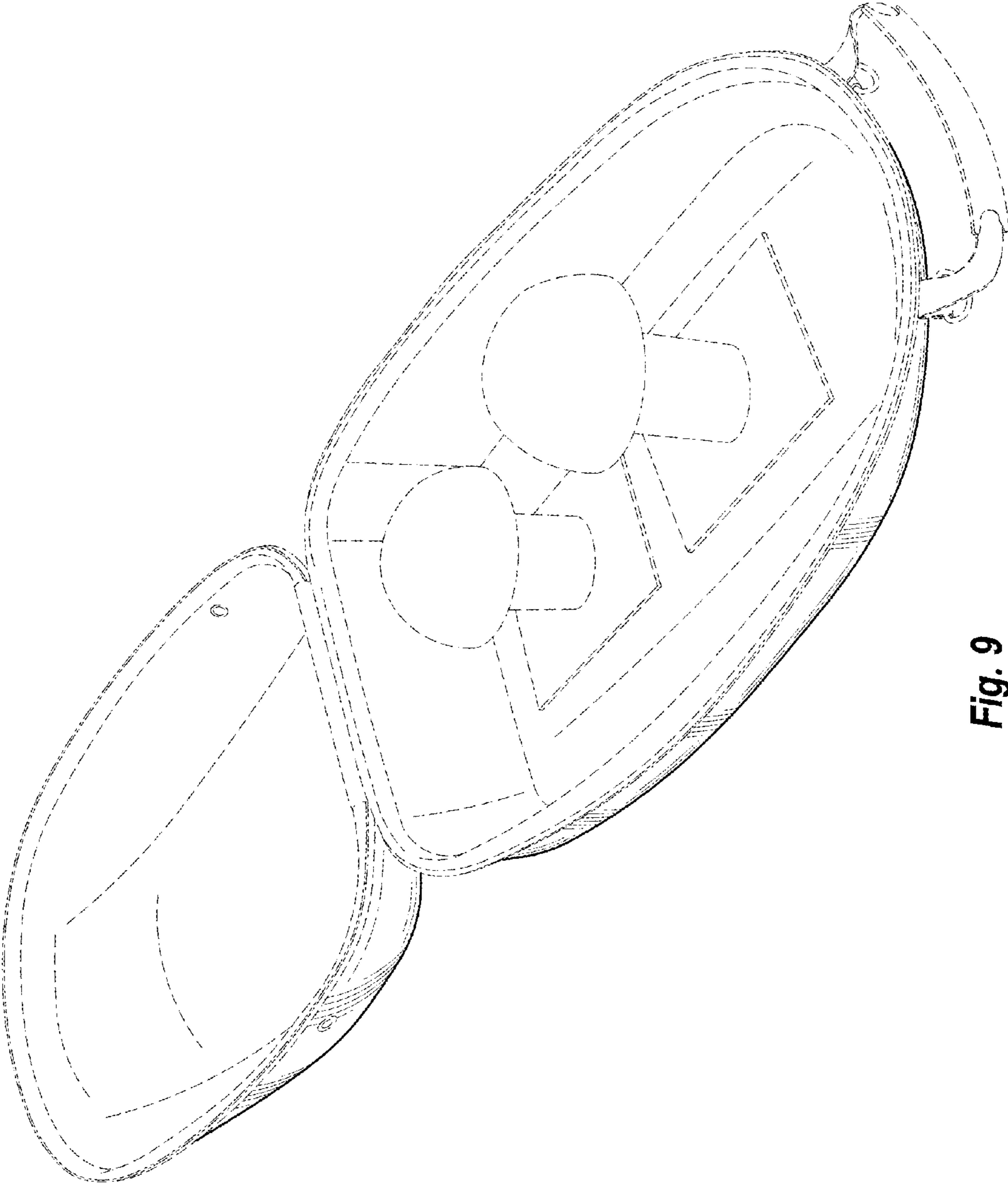


Fig. 9