



US00D734012S

(12) **United States Design Patent**
Zsolcsak et al.

(10) **Patent No.:** **US D734,012 S**
(45) **Date of Patent:** **** Jul. 14, 2015**

(54) **INSOLE**

FOREIGN PATENT DOCUMENTS

(71) Applicant: **Schwabel Technologies LLC**, Bedford, MA (US)

CN 2281677 5/1998
CN 2515992 Y 10/2002

(Continued)

(72) Inventors: **Veronica M. Zsolcsak**, Newburyport, MA (US); **Micha Eizen**, Lake Forest, CA (US); **Thomas John William Bayes**, Rothwell (GB); **Ian Nicholson Whitehead**, Concord, MA (US)

OTHER PUBLICATIONS

International Search Report and Written Opinion mailed on Sep. 3, 2014, for International Patent Application No. PCT/US2014/033499, filed Apr. 9, 2014, (10 pages).

(Continued)

(73) Assignee: **Schwabel Technologies LLC**, Burlington, MA (US)

Primary Examiner — Derrick Holland
Assistant Examiner — Janice Lim

(**) Term: **14 Years**

(74) *Attorney, Agent, or Firm* — Brown Rudnick LLP

(21) Appl. No.: **29/487,518**

(57) **CLAIM**

The ornamental design for an insole, as shown and described.

(22) Filed: **Apr. 9, 2014**

DESCRIPTION

(51) **LOC (10) Cl.** **02-04**

(52) **U.S. Cl.**

USPC **D2/961**

(58) **Field of Classification Search**

USPC D2/896, 908, 925, 946, 947, 949–951, D2/954, 961, 968; 36/2.6, 31, 43, 44, 71, 36/115, 116, 137, 139–141, 145, 147, 148, 36/149, 150, 151, 152, 153, 154, 155, 166, 36/169, 173, 174, 180; 219/211; 301/5.301, 5.303

See application file for complete search history.

FIG. 1 is a top front perspective view of a left side insole, showing our new design;
FIG. 2 is a top plan view thereof;
FIG. 3 is a bottom plan view thereof;
FIG. 4 is a side view thereof;
FIG. 5 is an opposite side view thereof;
FIG. 6 is a front view thereof; and,
FIG. 7 is a back view thereof.

The right side insole is a mirror image of FIGS. 1-7.

The broken lines on the side walls in FIGS. 1-5 and 7 are included to show an unclaimed abutment between a first layer and a second layer of the insole only and form no part of the claimed design.

All broken lines in FIGS. 1-7 are included to show unclaimed subject matter and form no part of the claimed design.

The dot-dash broken line portions of FIGS. 1-5 and 7 are included to show the boundary between the claimed portion and unclaimed portion only and form no part of the claimed design.

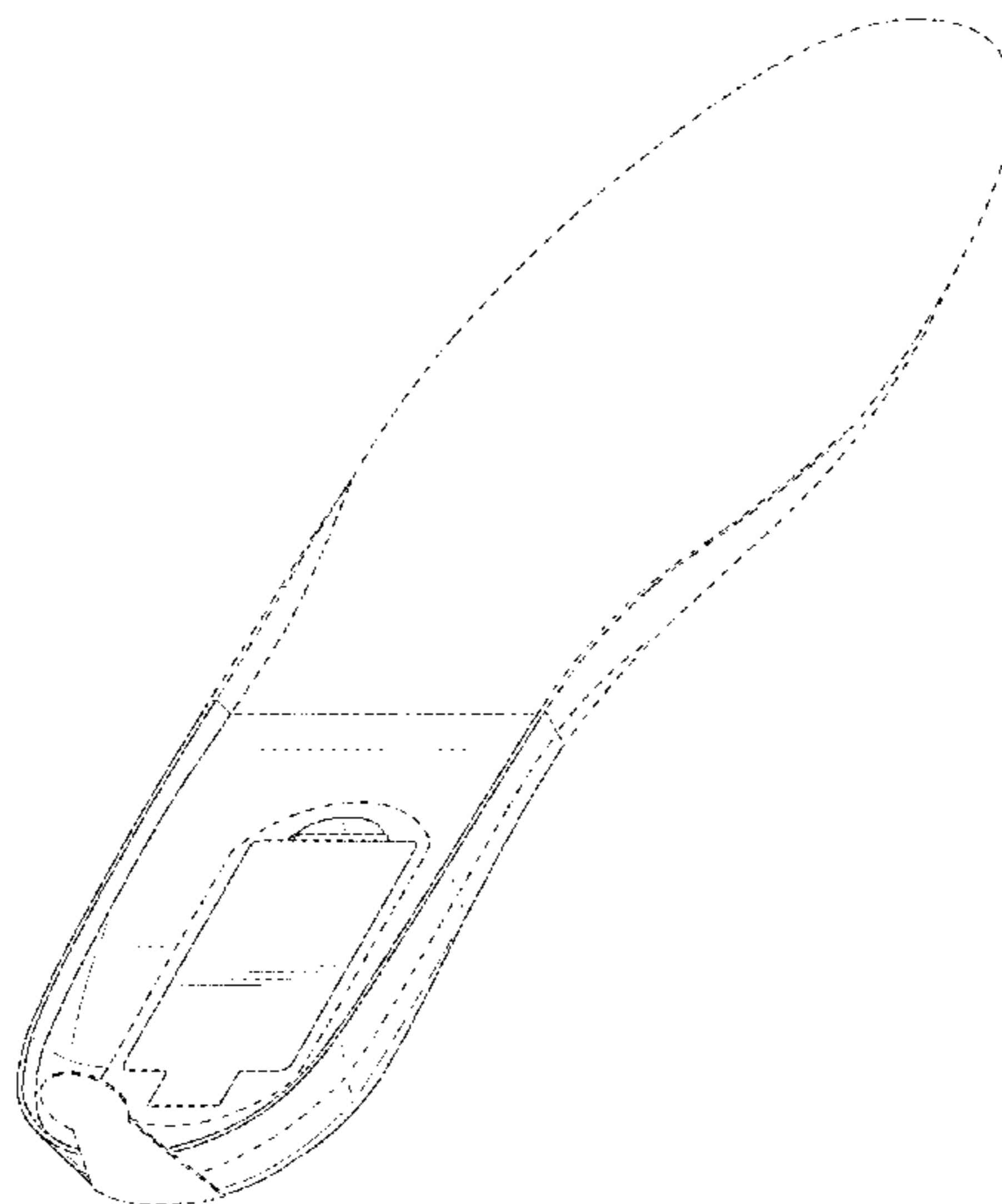
(56) **References Cited**

U.S. PATENT DOCUMENTS

2,680,918 A * 6/1954 Behner 36/2.6
3,360,633 A 12/1967 Weisberger
3,585,736 A * 6/1971 Polichena 36/2.6
3,800,133 A 3/1974 Duval
4,507,877 A 4/1985 Vaccari et al.

(Continued)

1 Claim, 6 Drawing Sheets



(56)

References Cited

U.S. PATENT DOCUMENTS

4,665,301 A 5/1987 Bondy
 4,823,482 A 4/1989 Lakic
 D303,524 S 9/1989 Siegner et al.
 4,894,931 A 1/1990 Senee et al.
 4,910,881 A 3/1990 Baggio et al.
 5,041,717 A 8/1991 Shay, III et al.
 D320,212 S 9/1991 Someya
 5,230,170 A 7/1993 Dahle
 5,495,682 A 3/1996 Chen
 5,623,772 A 4/1997 Sunderland et al.
 5,875,571 A 3/1999 Huang
 5,882,106 A 3/1999 Galli
 5,956,866 A 9/1999 Spears
 6,094,844 A * 8/2000 Potts 36/136
 D432,493 S 10/2000 Killebrew et al.
 D440,201 S 4/2001 Huynh et al.
 6,320,161 B1 11/2001 Hansen, Jr.
 6,657,164 B1 12/2003 Koch
 D486,789 S 2/2004 Santiago
 6,701,639 B2 3/2004 Treptow et al.
 6,770,848 B2 8/2004 Haas et al.
 6,840,955 B2 1/2005 Ein
 6,841,757 B2 1/2005 Marega et al.
 6,865,825 B2 3/2005 Bailey, Sr. et al.
 D528,075 S 9/2006 Sugeno et al.
 D533,832 S 12/2006 Hock
 D538,225 S 3/2007 Lyman et al.
 D538,226 S 3/2007 Lyman et al.
 D546,277 S 7/2007 Andre et al.
 D552,081 S 10/2007 Yano
 D602,432 S 10/2009 Moussa
 D609,180 S 2/2010 Suzuki et al.
 7,716,856 B2 * 5/2010 Seipel 36/136
 7,726,046 B2 * 6/2010 Portnell 36/132
 7,823,302 B2 * 11/2010 Mann et al. 36/136
 D637,552 S 5/2011 Inman et al.
 7,985,502 B2 7/2011 Abe et al.
 D642,517 S 8/2011 Inman et al.
 8,074,373 B2 12/2011 Macher et al.
 8,084,722 B2 12/2011 Haas et al.
 D654,429 S 2/2012 Li et al.
 D660,798 S 5/2012 Tseng
 D682,195 S 5/2013 Aglassinger
 D685,729 S 7/2013 Lyman
 D686,157 S 7/2013 Kawase et al.
 8,510,969 B2 8/2013 Luo
 D689,019 S 9/2013 Sato et al.
 D694,176 S 11/2013 Buetow et al.
 D698,313 S 1/2014 Buetow et al.
 D699,178 S 2/2014 Ashida et al.

D699,179 S 2/2014 Alexander
 D700,135 S 2/2014 Sato et al.
 8,715,329 B2 5/2014 Robinson et al.
 8,850,716 B2 10/2014 Whitehead et al.
 8,869,428 B1 10/2014 Zsolcsak et al.
 2003/0114902 A1 6/2003 Prescott
 2005/0126049 A1 6/2005 Koenig
 2006/0283050 A1 12/2006 Carnes et al.
 2007/0039201 A1 2/2007 Axinte
 2008/0016715 A1 1/2008 Vickroy
 2008/0069524 A1 3/2008 Yamauchi et al.
 2008/0083720 A1 4/2008 Gentile et al.
 2008/0197126 A1 8/2008 Bourke et al.
 2009/0013554 A1 1/2009 Macher et al.
 2010/0192406 A1 8/2010 Au
 2011/0107771 A1 5/2011 Crist et al.
 2011/0296714 A1 12/2011 Holzer
 2013/0174451 A1 7/2013 Kremer et al.
 2013/0181662 A1 7/2013 Shapiro
 2013/0213147 A1 8/2013 Rice et al.
 2013/0244074 A1 9/2013 Kremer et al.
 2014/0182163 A1 7/2014 Krupenkin et al.
 2014/0222173 A1 8/2014 Giedwoyn et al.
 2014/0277632 A1 9/2014 Walker

FOREIGN PATENT DOCUMENTS

CN 201976877 U 9/2011
 DE 20317143 U1 4/2004
 DE 10352050 A1 12/2004
 DE 102008029727 A1 12/2009
 EP 2215918 A2 8/2010
 KR 20-0273770 4/2002
 WO 2006/111823 A1 10/2006
 WO 2008/006731 A1 1/2008
 WO 2008/069524 A1 6/2008
 WO 2013101920 A1 7/2013

OTHER PUBLICATIONS

International Search Report and Written Opinion for International application No. PCT/US12/23986 filed Feb. 2, 2012 and mailed on May 23, 2012, (7 pages).
 International Search Report and Written Opinion mailed on Apr. 22, 2013, for International Patent Application No. PCT/US2012/071797, filed Dec. 27, 2012, (9 pages).
 Kenisarin et al., 2007, Solar energy storage using phase change materials, Renewable and Sustainable Energy Reviews, 11(9):1913-1965.
 Sharma et al., 2009, Review on thermal energy storage with phase change materials and applications, Renewable and Sustainable Energy Reviews, 13(2):318-345.

* cited by examiner

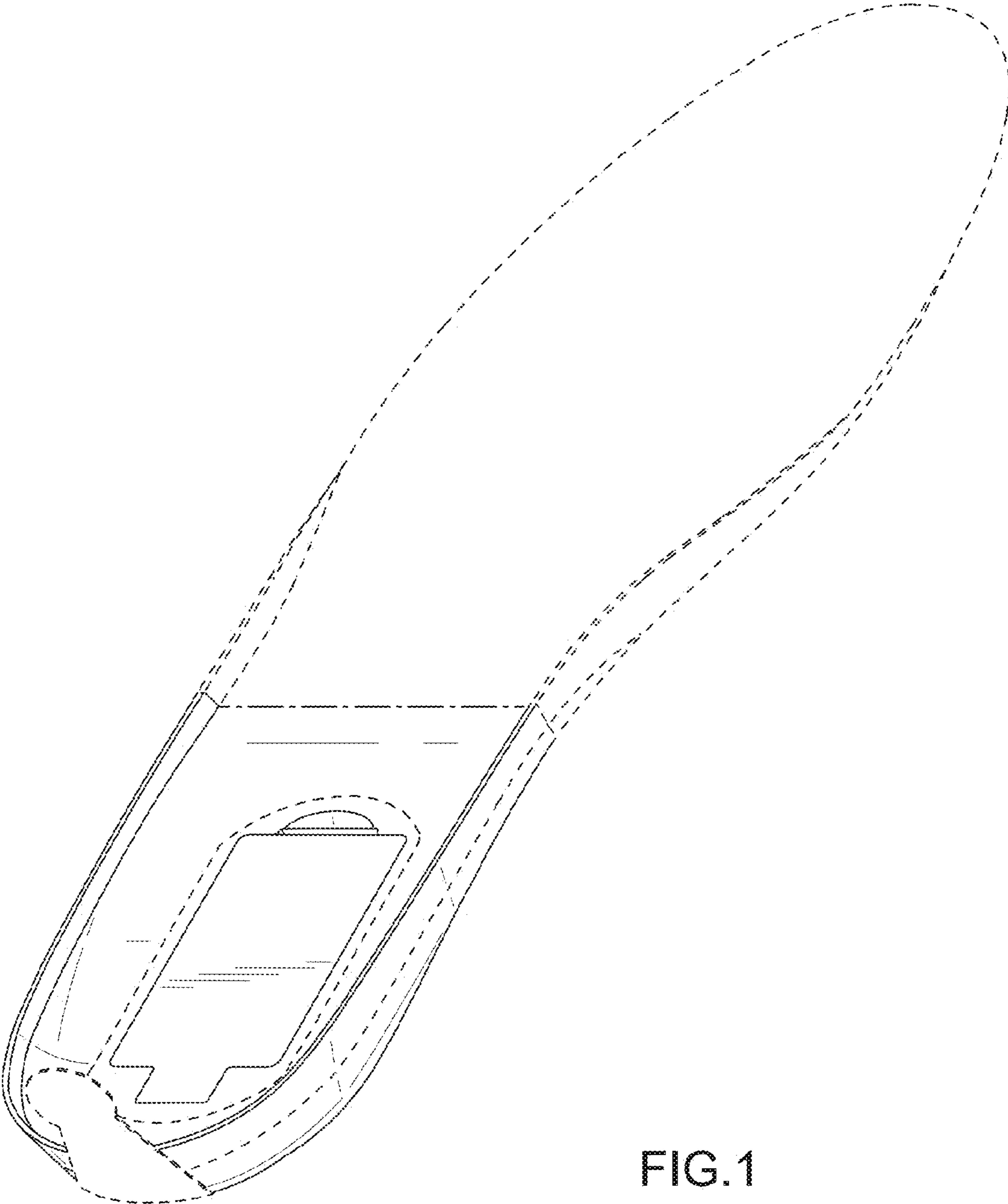


FIG.1

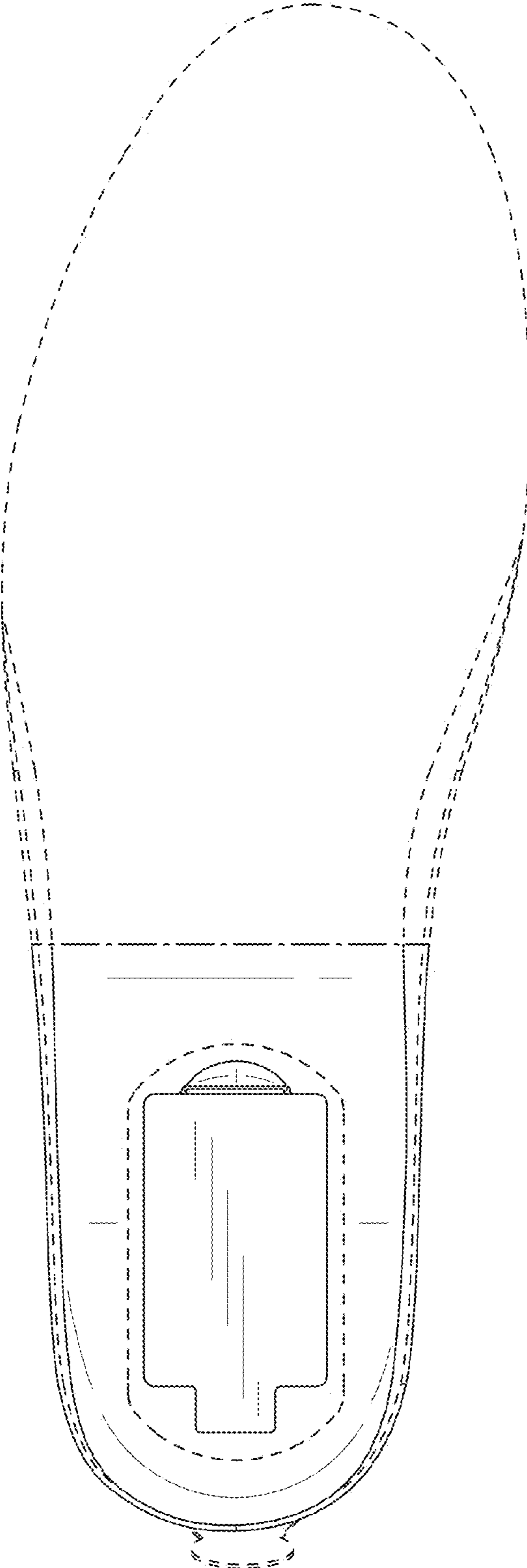


FIG.2

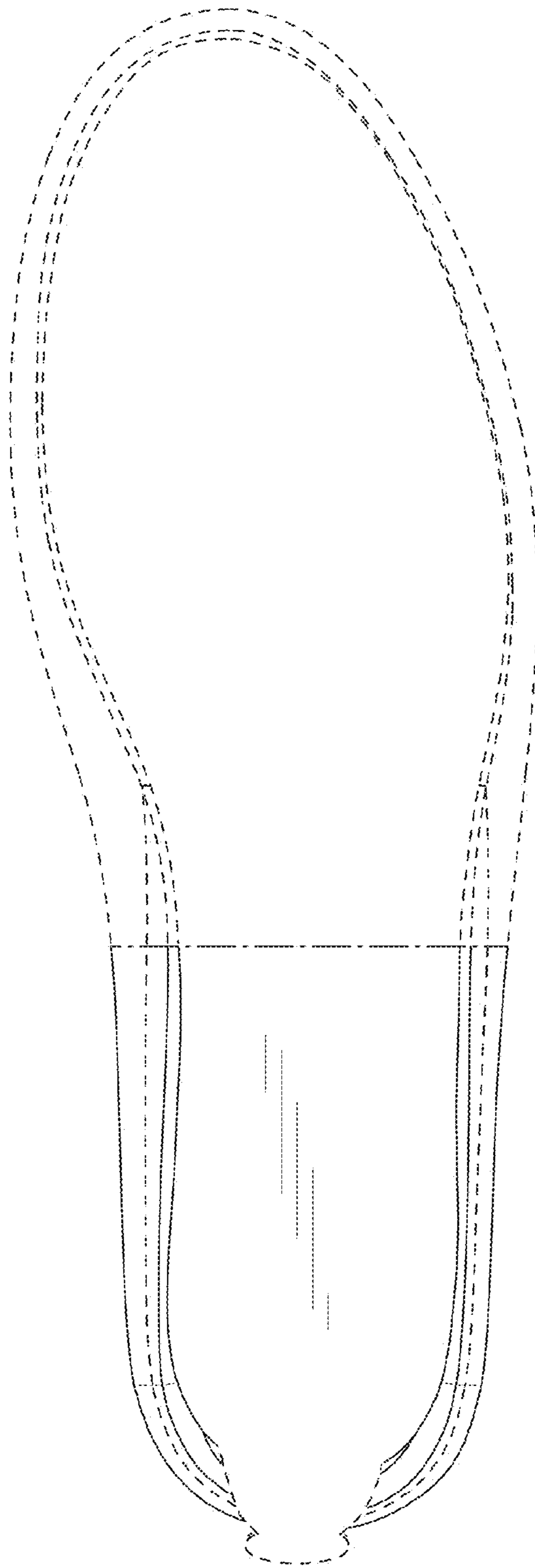


FIG. 3

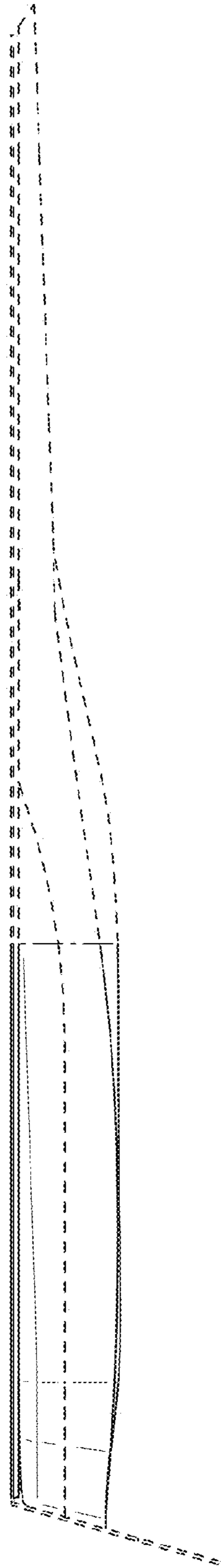


FIG.4




FIG.5

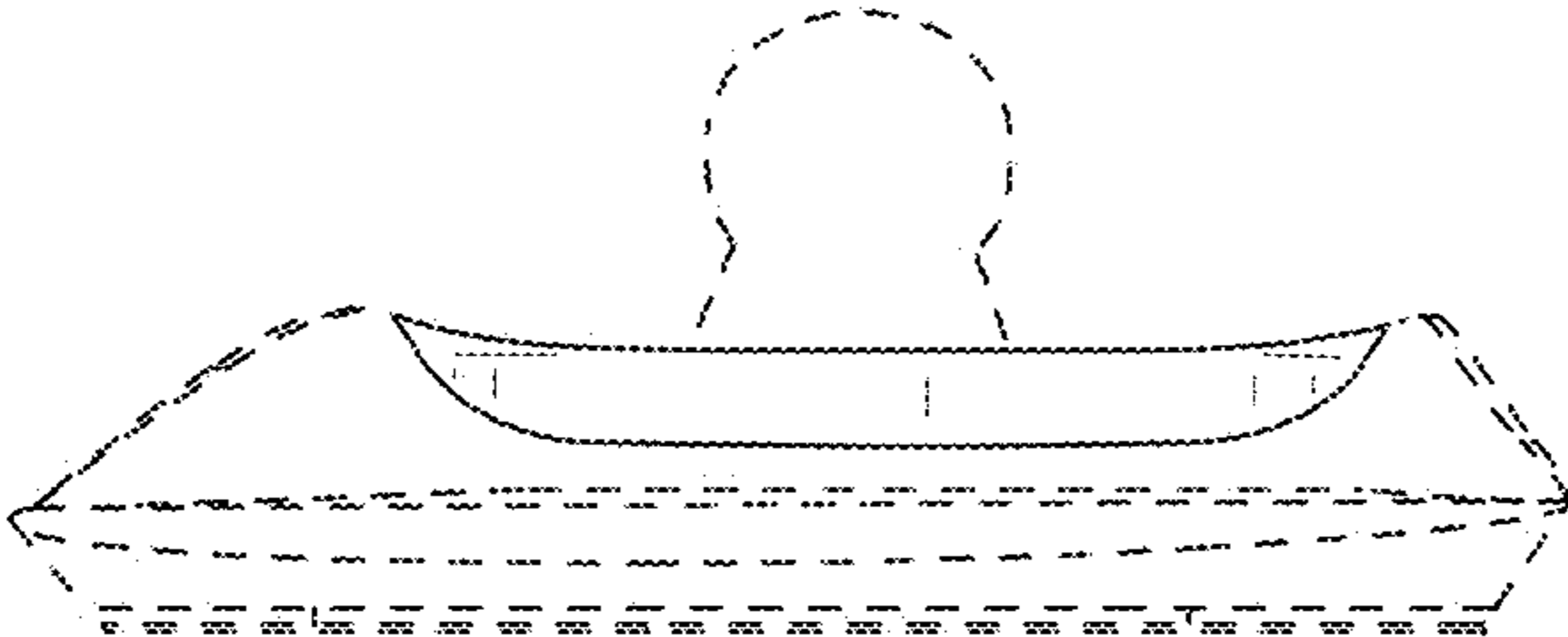


FIG. 6

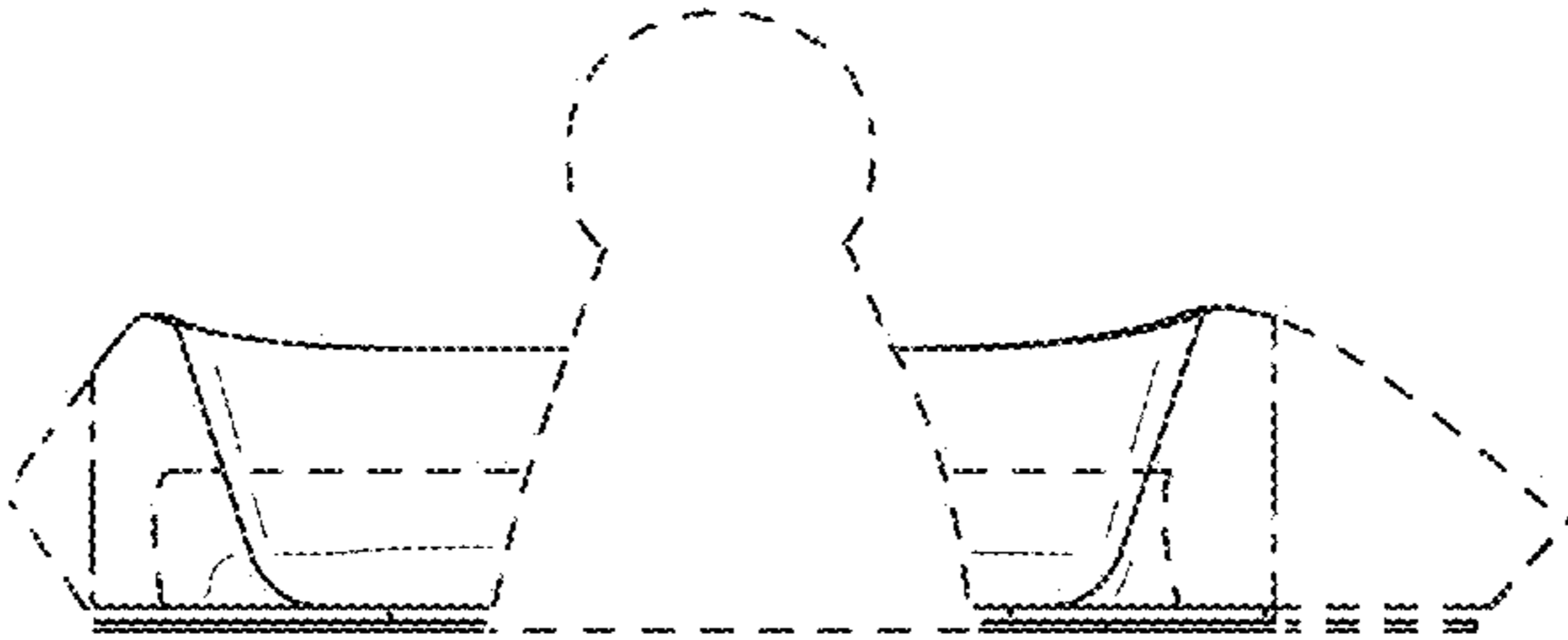


FIG. 7