



US00D734005S

(12) **United States Design Patent**
Seo

(10) **Patent No.:** **US D734,005 S**

(45) **Date of Patent:** **** Jul. 14, 2015**

(54) **SHOE SOLE**

(75) Inventor: **Woo Seung Seo, Seoul (KR)**

(73) Assignee: **JIONE FRS CORPORATION, Seoul (KR)**

(**) Term: **14 Years**

(21) Appl. No.: **29/410,186**

(22) Filed: **Jan. 5, 2012**

(30) **Foreign Application Priority Data**

Oct. 17, 2011 (KR) 30-2011-0042990

Nov. 25, 2011 (KR) 30-2011-0049832

(51) **LOC (10) Cl.** **02-04**

(52) **U.S. Cl.**
USPC **D2/947; D2/951; D2/957; D2/960**

(58) **Field of Classification Search**
USPC D2/896, 902, 906, 908, 916, 918, 925,
D2/943, 944, 946-962, 964, 977; 36/3 B,
36/22 R, 24.5, 25 R, 28, 32 R, 34 R, 59 C,
36/67 A, 103

See application file for complete search history.

(56) **References Cited**

U.S. PATENT DOCUMENTS

D420,497	S *	2/2000	Panella	D2/957
6,108,943	A *	8/2000	Hudson et al.	36/102
D512,818	S *	12/2005	Mitani et al.	D2/953
D570,078	S *	6/2008	Davis	D2/953
D593,290	S *	6/2009	Chen	D2/953
D644,420	S *	9/2011	Christopherson	D2/946
D649,753	S *	12/2011	Callahan et al.	D2/953
D649,754	S *	12/2011	Callahan et al.	D2/953
D650,567	S *	12/2011	Badegruber	D2/956

D652,201	S *	1/2012	Vestuti et al.	D2/946
D657,945	S *	4/2012	Oberschneider	D2/953
8,151,485	B2 *	4/2012	Hurd et al.	36/27
D659,959	S *	5/2012	Vestuti et al.	D2/946
D659,964	S *	5/2012	Callahan et al.	D2/953
D659,965	S *	5/2012	Callahan et al.	D2/953
8,181,365	B2 *	5/2012	Cass et al.	36/103
D661,878	S *	6/2012	Grenet	D2/946
D662,699	S *	7/2012	Callahan et al.	D2/953
D668,029	S *	10/2012	Vestuti et al.	D2/951
D674,581	S *	1/2013	Callahan et al.	D2/947
D677,868	S *	3/2013	Kue	D2/951
8,490,296	B2 *	7/2013	Hurd et al.	36/27
8,635,785	B2 *	1/2014	Seo	36/25 R
8,732,984	B2 *	5/2014	Ha	36/28
2007/0220778	A1 *	9/2007	Fusco et al.	36/30 R
2010/0175280	A1 *	7/2010	Rinehart et al.	36/59

(Continued)

Primary Examiner — T. Chase Nelson

(74) *Attorney, Agent, or Firm* — Stein IP, LLC

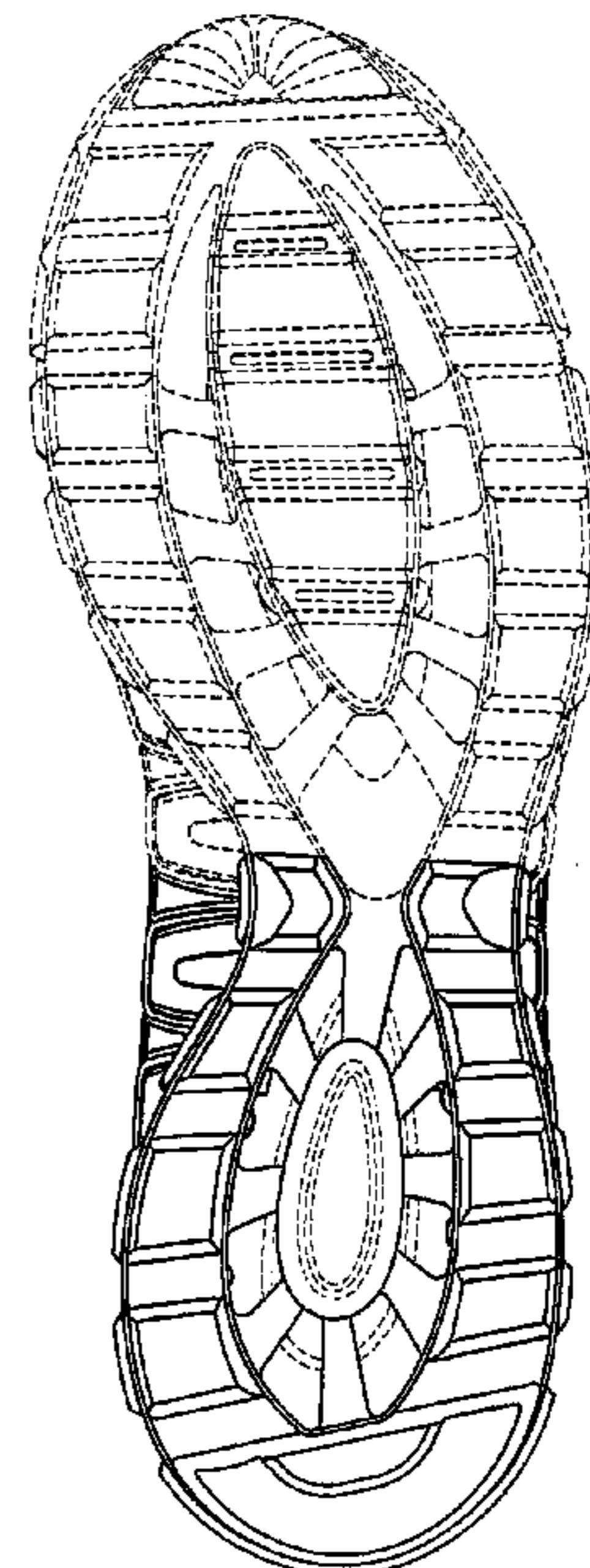
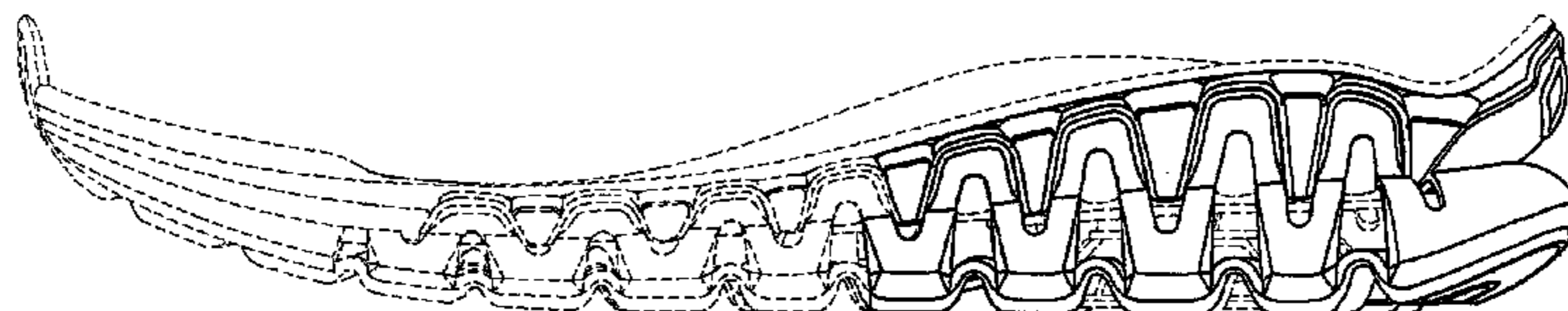
(57) **CLAIM**

The ornamental design for a shoe sole, as shown and described.

DESCRIPTION

FIG. 1 is a perspective view of shoe sole;
FIG. 2 is a front view of the shoe sole of FIG. 1;
FIG. 3 is a rear view of the shoe sole of FIG. 1;
FIG. 4 is a left side view of the shoe sole of FIG. 1;
FIG. 5 is a right side view of the shoe sole of FIG. 1;
FIG. 6 is a top plan view of the shoe sole of FIG. 1;
FIG. 7 is a bottom plan view of the shoe sole of FIG. 1; and,
FIG. 8 is an exploded view of the shoe sole of FIG. 1.
The broken lines in the figures are for purposes of illustrating portions of the shoe sole that form no part of the claimed design.

1 Claim, 8 Drawing Sheets



(56)

References Cited

U.S. PATENT DOCUMENTS

2010/0307025	A1 *	12/2010	Truelsen et al.	36/28	2011/0185593	A1 *	8/2011	Ramos	36/103
2010/0325917	A1 *	12/2010	Cass et al.	36/88	2011/0232130	A1 *	9/2011	Boudreau et al.	36/88
2011/0016749	A1 *	1/2011	Callahan et al.	36/103	2012/0079747	A1 *	4/2012	Seo	36/25 R
					2012/0167416	A1 *	7/2012	Christensen et al.	36/103
					2014/0033573	A1 *	2/2014	Wills	36/103

* cited by examiner

FIG. 1

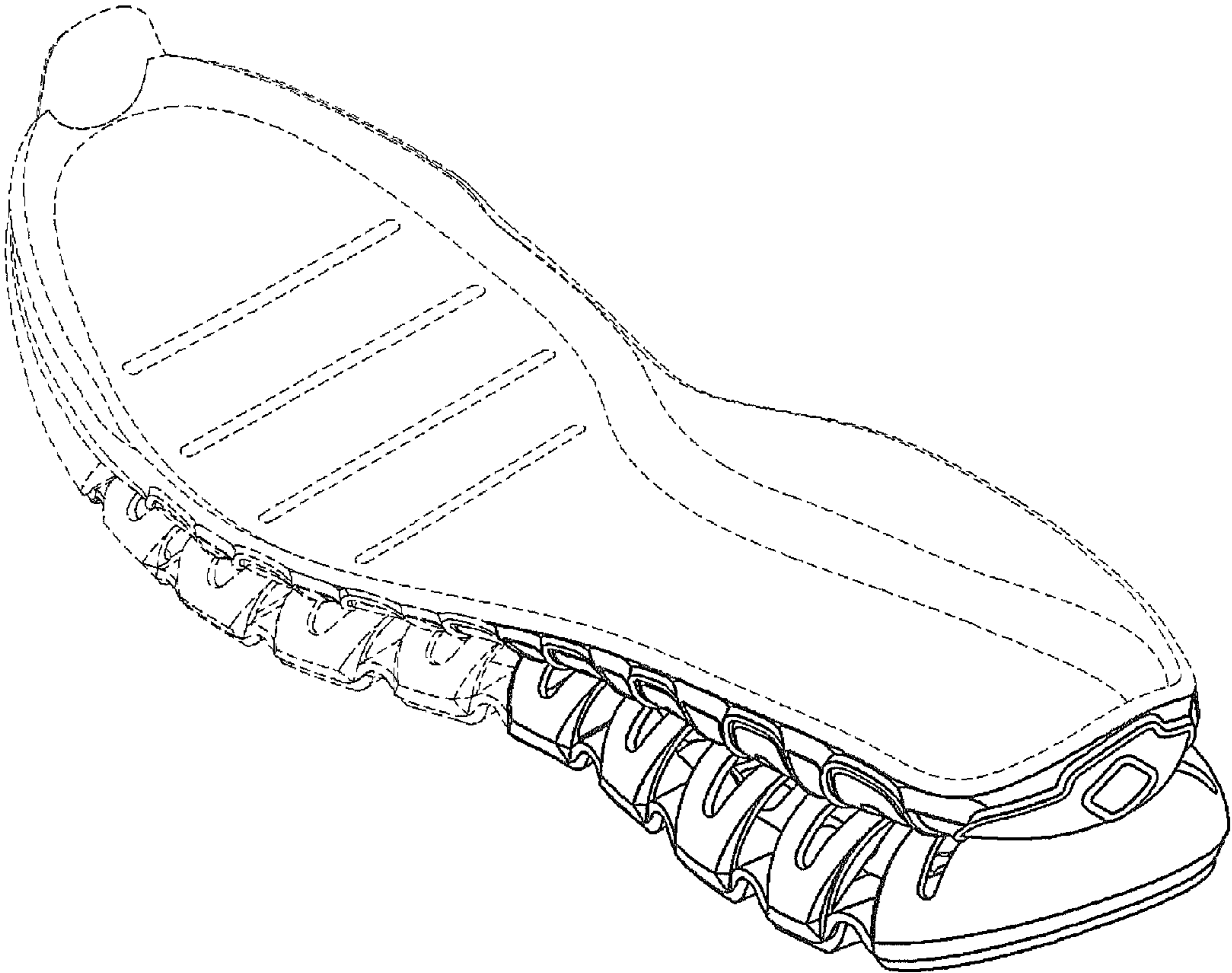


FIG. 2

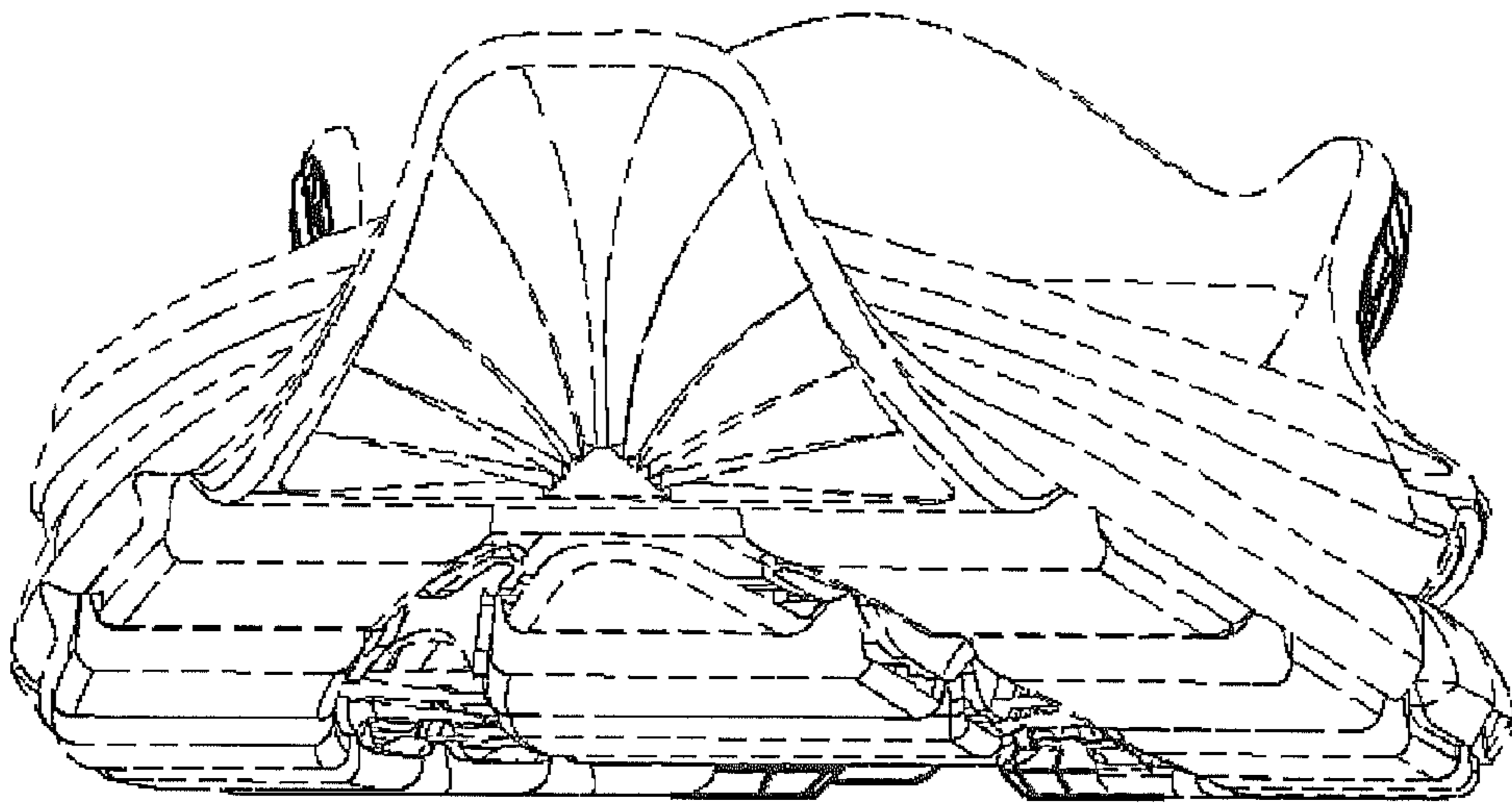


FIG. 3




FIG. 4

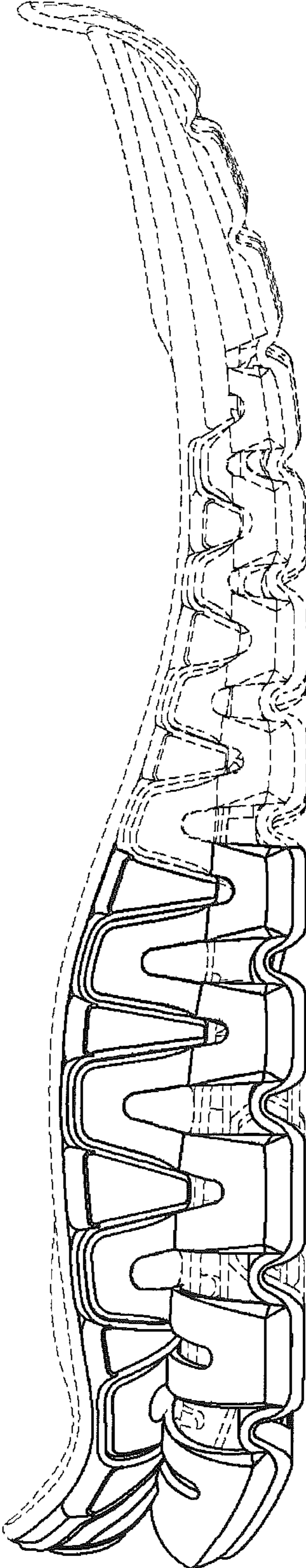


FIG. 5

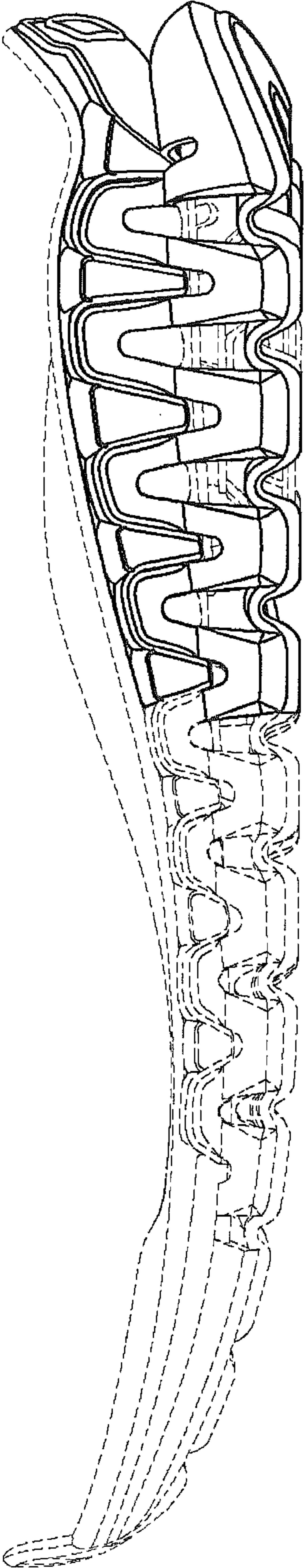


FIG. 6

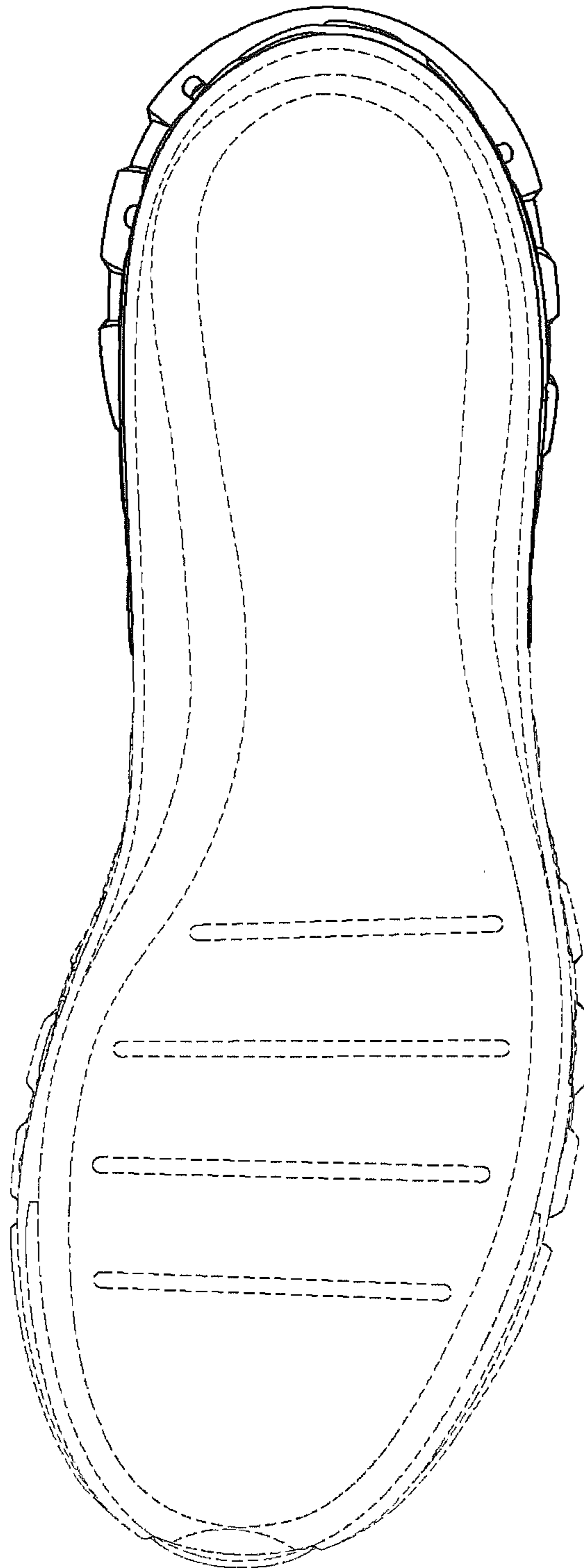


FIG. 7

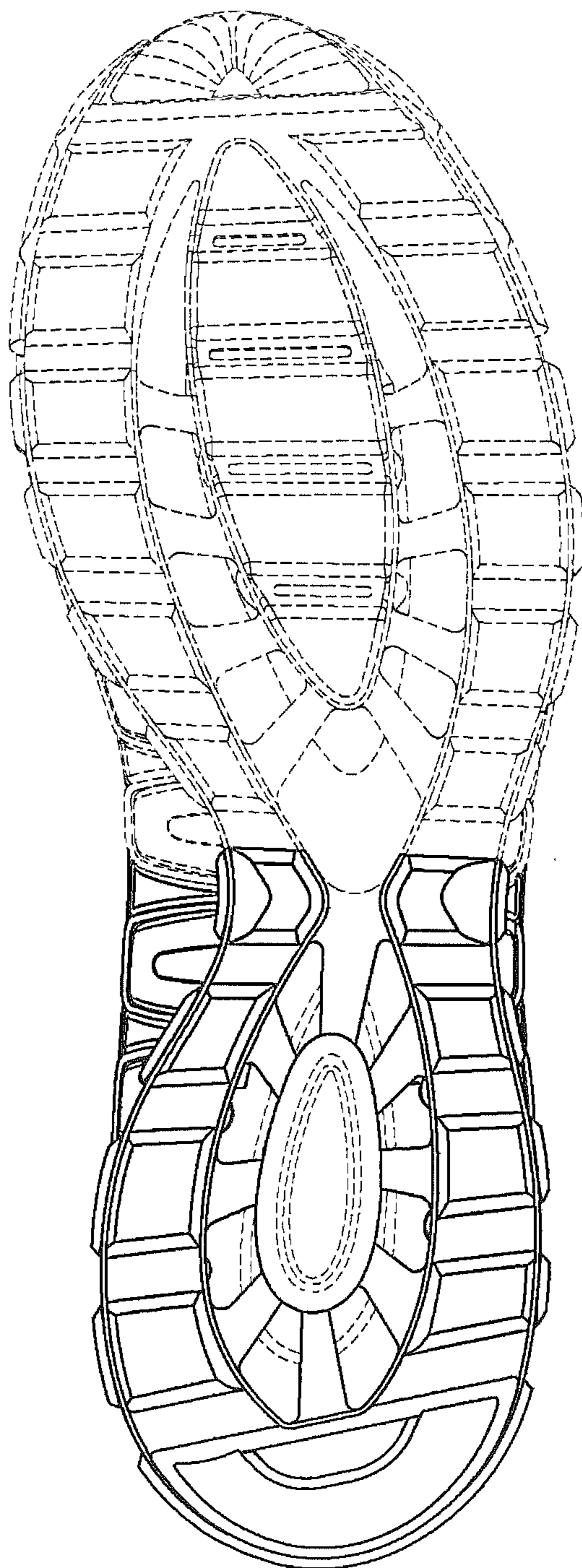


FIG. 8

