



US00D733976S

(12) **United States Design Patent**  
**Lion et al.**

(10) **Patent No.:** **US D733,976 S**  
(45) **Date of Patent:** **\*\* Jul. 7, 2015**

(54) **POT HOLDER**

(76) Inventors: **Mathieu Lion**, Paris (FR); **Lucas Bignon**, Paris (FR)

(\*\*) **Term:** **14 Years**

(21) **Appl. No.:** **29/428,970**

(22) **Filed:** **Aug. 6, 2012**

(51) **LOC (10) Cl.** ..... **02-06**

(52) **U.S. Cl.**  
USPC ..... **D29/119**

(58) **Field of Classification Search**  
USPC ..... D3/215, 218, 224, 226, 235, 271.2;  
D2/610, 611, 612, 613, 614, 615, 616,  
D2/617, 618, 619, 620, 621, 622, 623;  
D7/388; D21/807; D28/63; D29/113,  
D29/114, 116.2, 117.1, 117.2, 118, 119,  
D29/120.1, 123; D32/40, 41, 42, 43; 2/158,  
2/159, 160, 162, 168; 15/227; 401/7;  
446/27, 74, 327

See application file for complete search history.

(56) **References Cited**

**U.S. PATENT DOCUMENTS**

580,148	A	*	4/1897	Staples	.....	38/95
1,972,197	A	*	9/1934	McCann	.....	2/20
D189,569	S	*	1/1961	Breneman	.....	D7/388
D191,900	S	*	12/1961	Breneman	.....	D7/388
D262,817	S	*	1/1982	Griffith	.....	D21/807
D337,483	S	*	7/1993	Newton et al.	.....	D7/409
D462,243	S	*	9/2002	de Groote	.....	D7/693
D508,368	S	*	8/2005	Lion et al.	.....	D7/388

7,124,446	B2	*	10/2006	Demay et al.	.....	2/16
D581,207	S	*	11/2008	Leavens et al.	.....	D7/359
D600,070	S	*	9/2009	Kellermann et al.	.....	D7/409
D618,057	S	*	6/2010	Ormrod et al.	.....	D7/408
D653,402	S	*	1/2012	Shamoon	.....	D29/119

**FOREIGN PATENT DOCUMENTS**

EM	002008524-0001	*	3/2012
EM	002008557-0001	*	3/2012

\* cited by examiner

*Primary Examiner* — Karen Eldridge Powers

(74) *Attorney, Agent, or Firm* — Novak Druce Connolly Bove + Quigg LLP

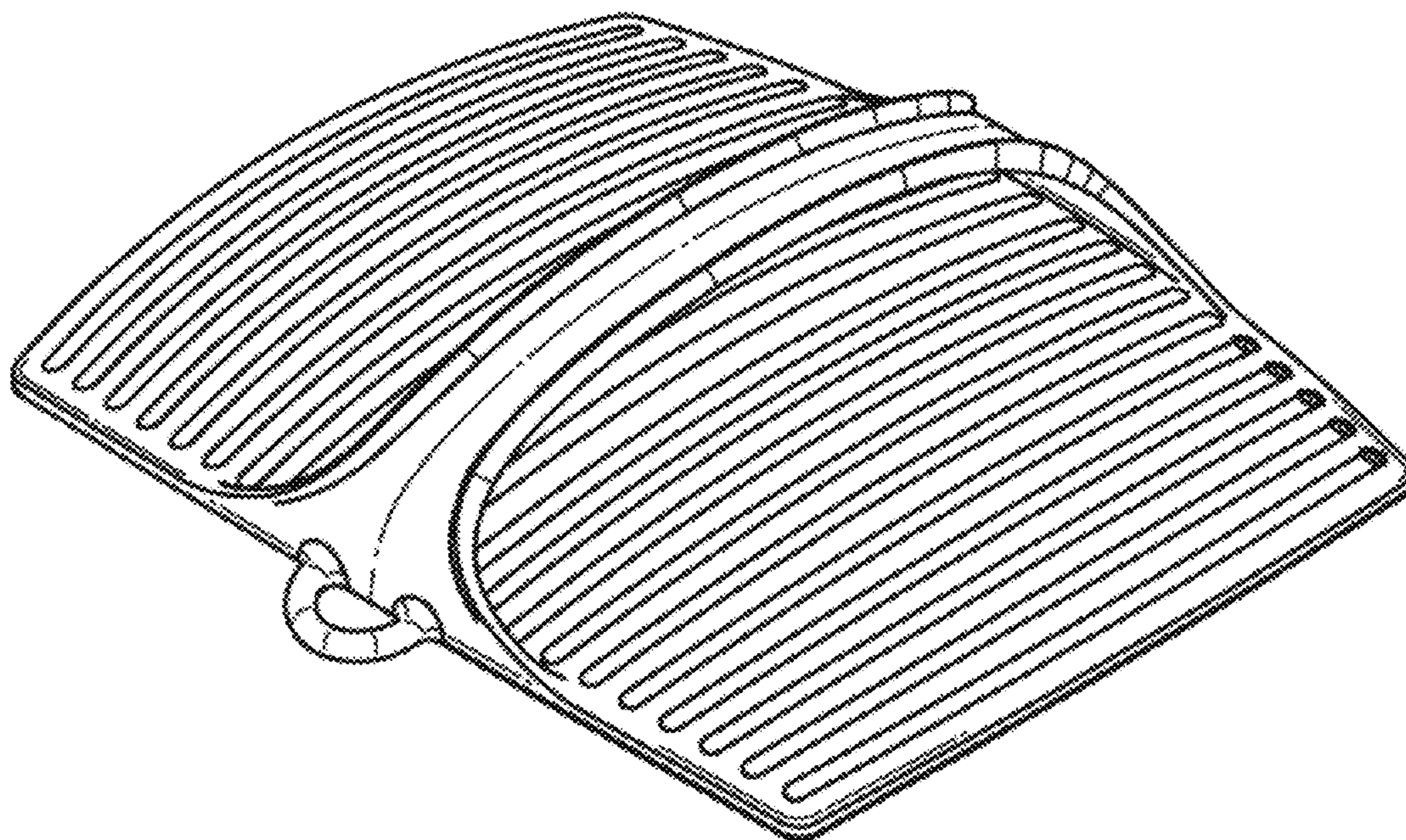
(57) **CLAIM**

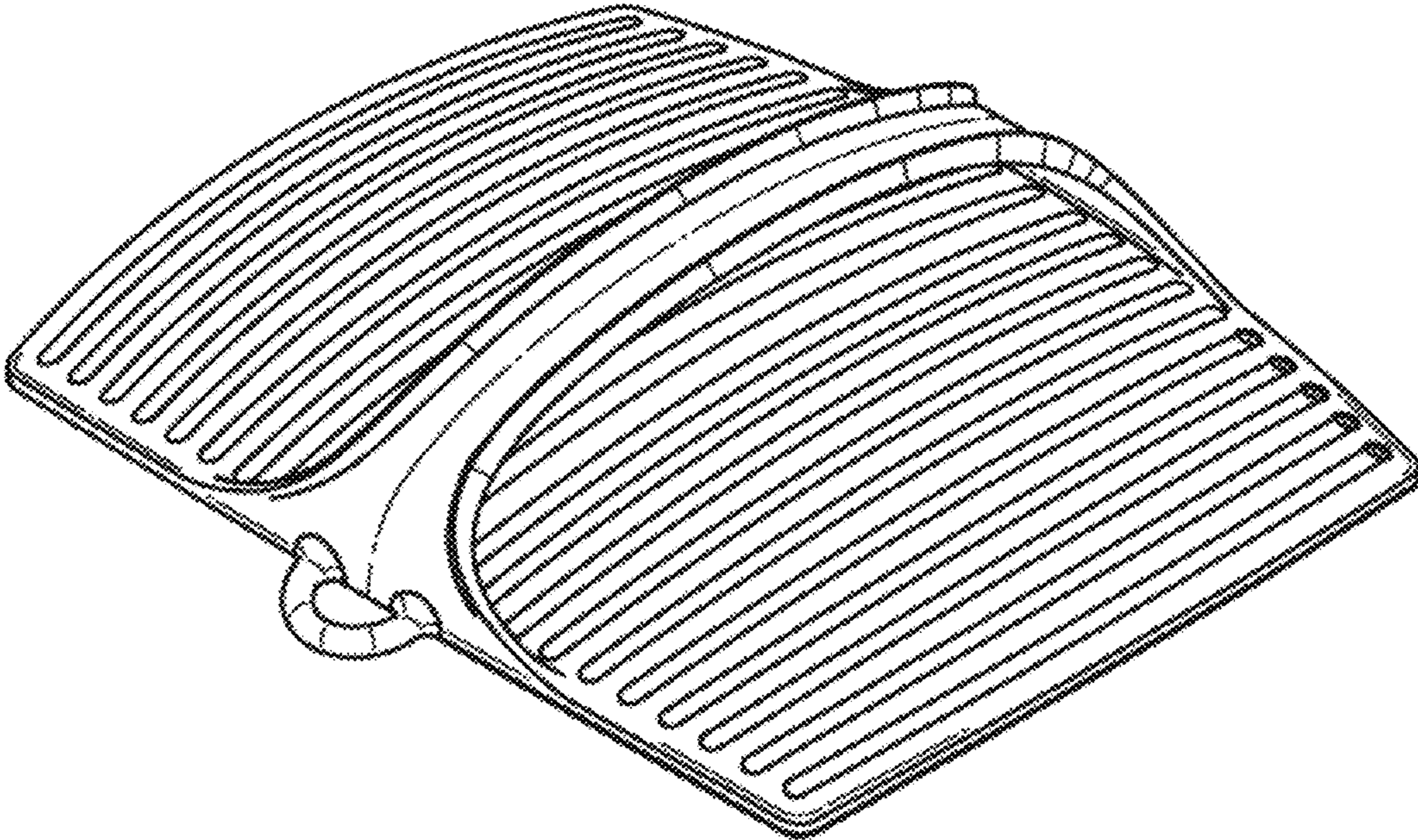
The ornamental design for a pot holder, as shown and described.

**DESCRIPTION**

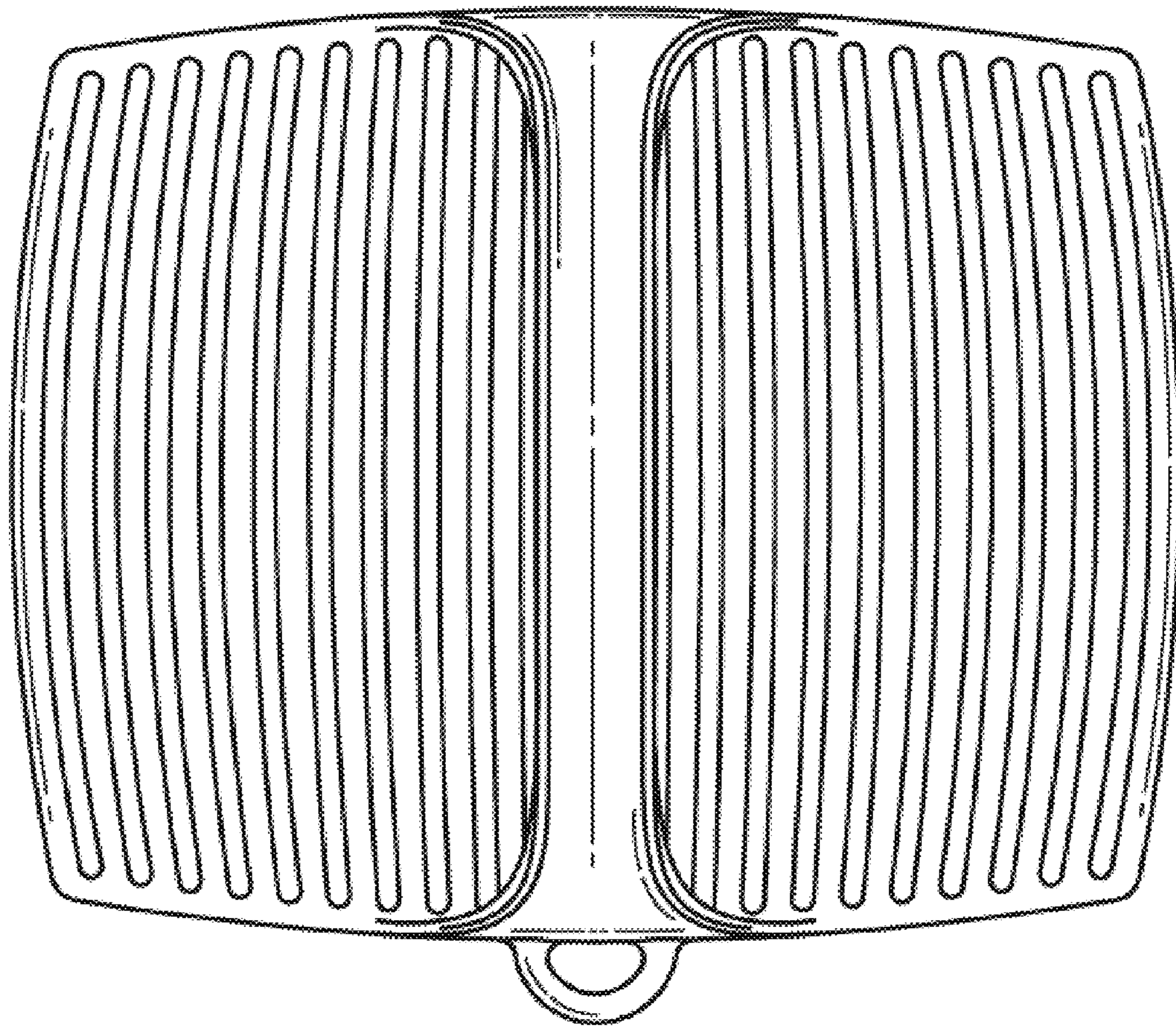
FIG. 1 is a top/front perspective view of the pot holder; FIG. 2 is a top plan view of the pot holder; FIG. 3 is a bottom plan view of the pot holder, the elliptical shapes on the bottom of the pot holder shown in broken line forming no part of the claimed design; FIG. 4 is a front side elevation view of the pot holder; FIG. 5 is a rear side elevation view of the pot holder; FIG. 6 is a right side elevation view of the pot holder; and, FIG. 7 is side elevation view of the pot holder.

**1 Claim, 7 Drawing Sheets**

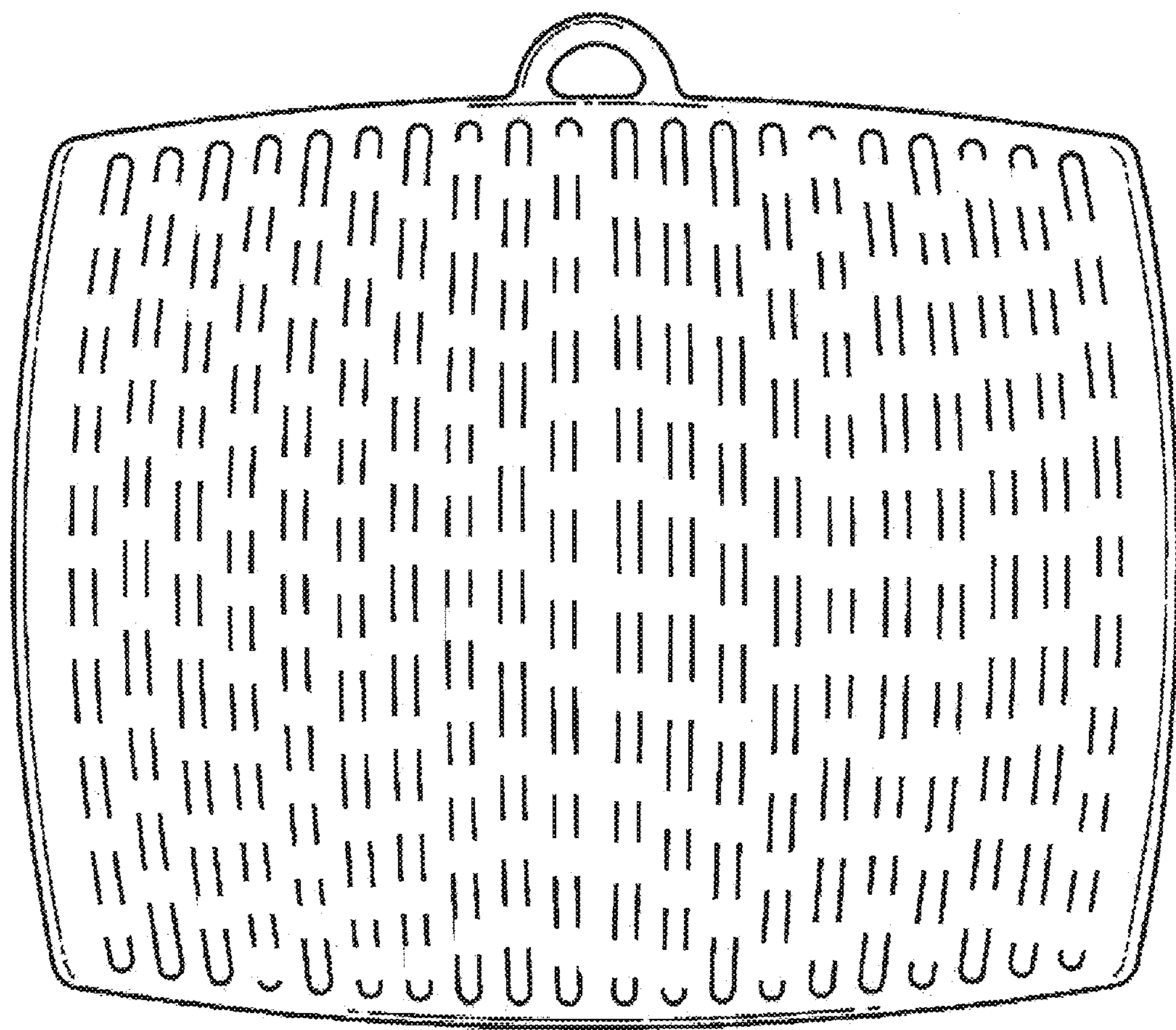




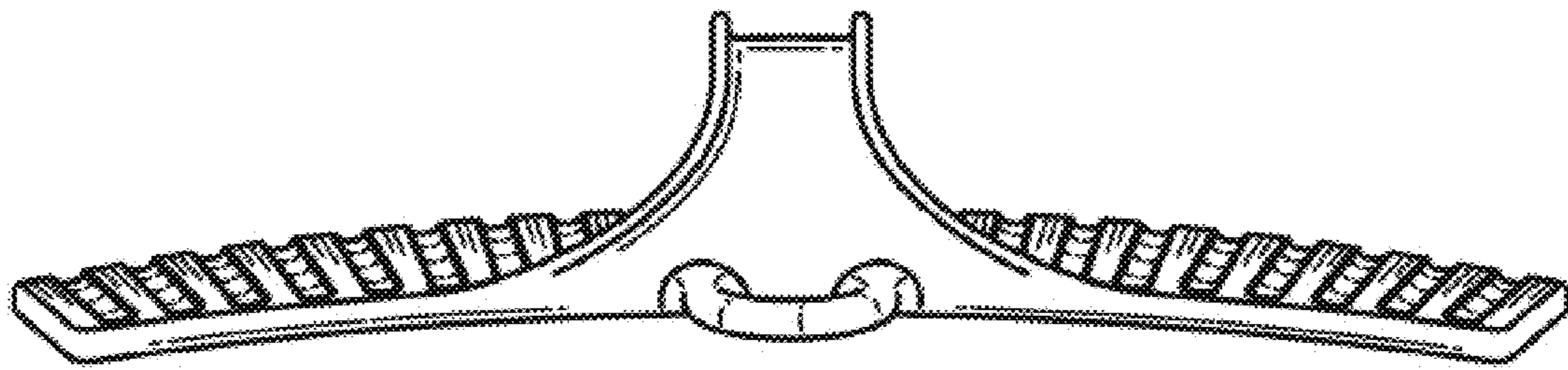
*Fig. 1*



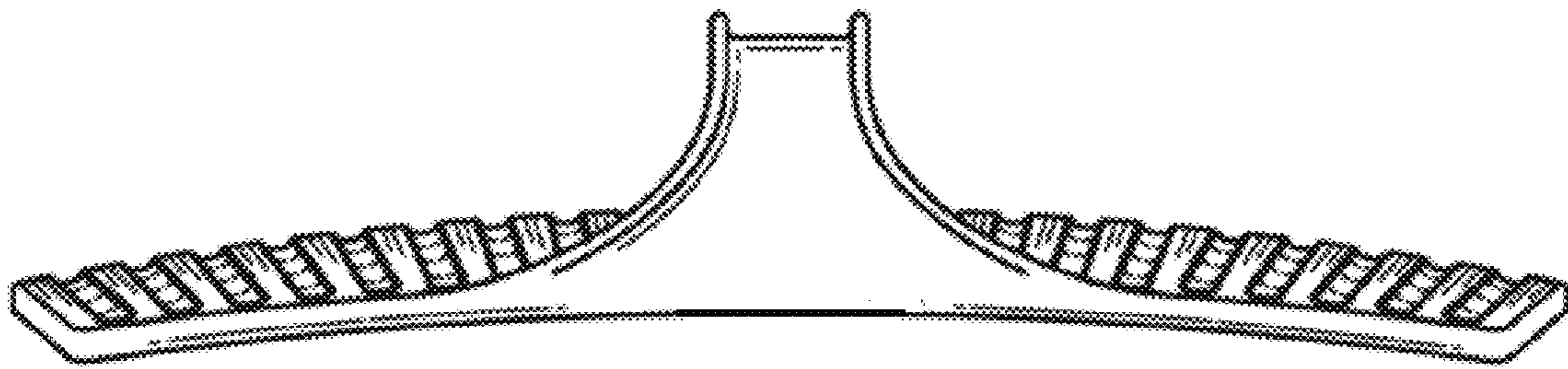
*Fig. 2*



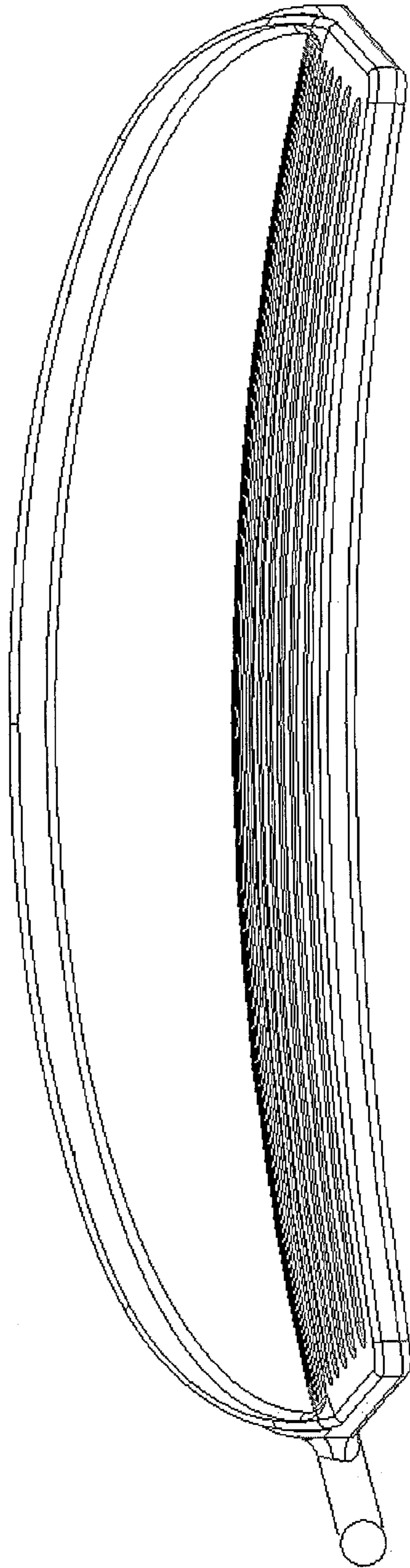
*Fig. 3*



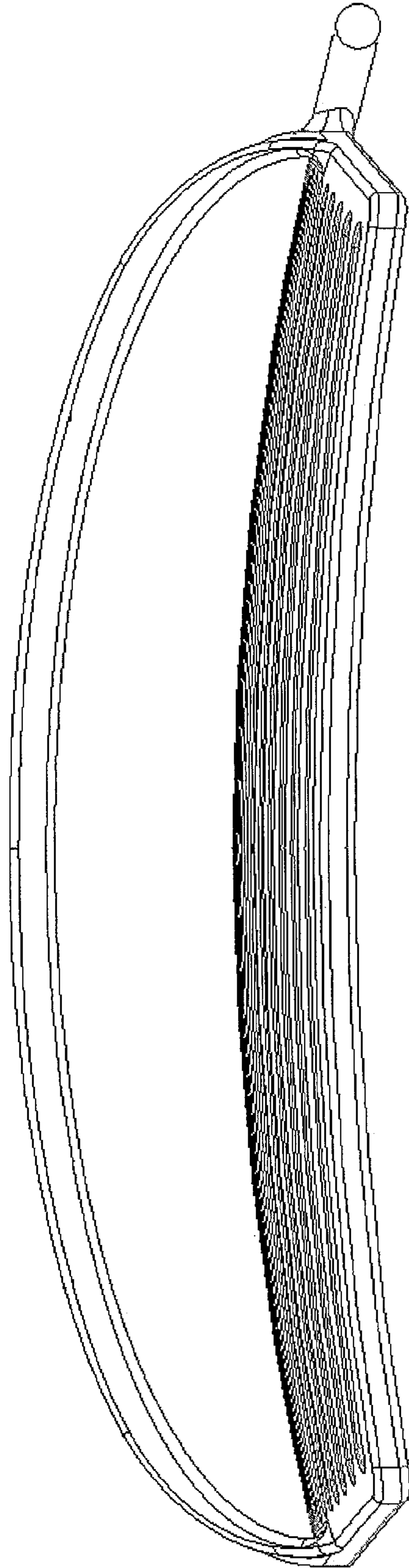
*Fig. 4*



*Fig. 5*



*Fig. 6*



*Fig. 7*