



US00D733975S

(12) **United States Design Patent**  
**Mathota**

(10) **Patent No.:** **US D733,975 S**  
(45) **Date of Patent:** **\*\* Jul. 7, 2015**

(54) **PAIR OF GLOVES**

(71) Applicant: **Ansell Limited**, Richmond, Victoria (AU)

(72) Inventor: **Amani Mathota**, Kiribathgoda (LK)

(73) Assignee: **Ansell Limited**, Victoria (AU)

(\*\*) Term: **14 Years**

(21) Appl. No.: **29/485,046**

(22) Filed: **Mar. 14, 2014**

(51) **LOC (10) Cl.** ..... **02-06**

(52) **U.S. Cl.**  
USPC ..... **D29/117.1**

(58) **Field of Classification Search**  
USPC ..... D2/610, 617, 618, 619, 623; D29/113, D29/117.1, 118, 123; 2/16, 158, 159, 161.3, 2/161.6, 162, 163, 168  
CPC ... A41D 13/08; A41D 19/00; A41D 19/0058; A41D 19/0082; A41D 19/015; A41D 19/01523; A41D 19/01547; A41D 19/01558  
See application file for complete search history.

(56) **References Cited**

**U.S. PATENT DOCUMENTS**

436,206	A *	9/1890	Bertheau et al.	30/123.5
4,809,365	A *	3/1989	Chen et al.	2/168
D522,716	S *	6/2006	Kishihara et al.	D2/623
7,089,600	B2 *	8/2006	Morita	2/161.6
7,152,249	B2 *	12/2006	Geng	2/161.6
D611,228	S *	3/2010	Thompson et al.	D2/617
D620,680	S *	8/2010	Thompson et al.	D2/617
D622,030	S *	8/2010	Thompson et al.	D2/617
8,225,426	B2 *	7/2012	Bevier	2/161.6
8,302,215	B2 *	11/2012	Matsunobu et al.	2/161.6
D703,872	S *	4/2014	Moreland et al.	D29/117.1
D704,380	S *	5/2014	Kindler et al.	D29/117.1
D704,381	S	5/2014	Koga et al.	

2006/0200891	A1 *	9/2006	Geraci	2/158
2012/0204604	A1 *	8/2012	Azeem et al.	66/174
2013/0205469	A1 *	8/2013	Thompson et al.	2/163

\* cited by examiner

*Primary Examiner* — Karen E Eldridge Powers

*Assistant Examiner* — Jasmine Mlinarcik

(74) *Attorney, Agent, or Firm* — Moser Taboada


(57) **CLAIM**

The ornamental design for a pair of gloves, substantially as shown and described.

**DESCRIPTION**

FIG. 1 is an elevation backhand view of a right-handed glove embodying the new design;  
 FIG. 2 is an elevation palm view of a right-hand glove embodying the new design;  
 FIG. 3 is a side elevation view of a right-handed glove, when viewed with the little finger closet to the viewer, embodying the new design;  
 FIG. 4 is an opposite side view of a right-handed glove, when viewed with the thumb closest to the viewer, embodying the new design;  
 FIG. 5 is a top plan view of a right-handed glove embodying the new design; and,  
 FIG. 6 is a bottom plan view of a right-handed glove, when looking into an opening of the glove for accepting a hand of a wearer, embodying the new design.  
 FIGS. 1-6 illustrate a right-handed glove design of the present invention; it is to be understood that the invention includes a left-handed glove design, the views for which would be illustrated as mirror images of any or all of the views shown in FIGS. 1-6. The broken line around the base of the glove at the wrist represents unclaimed features of the article of manufacture.

**1 Claim, 5 Drawing Sheets**





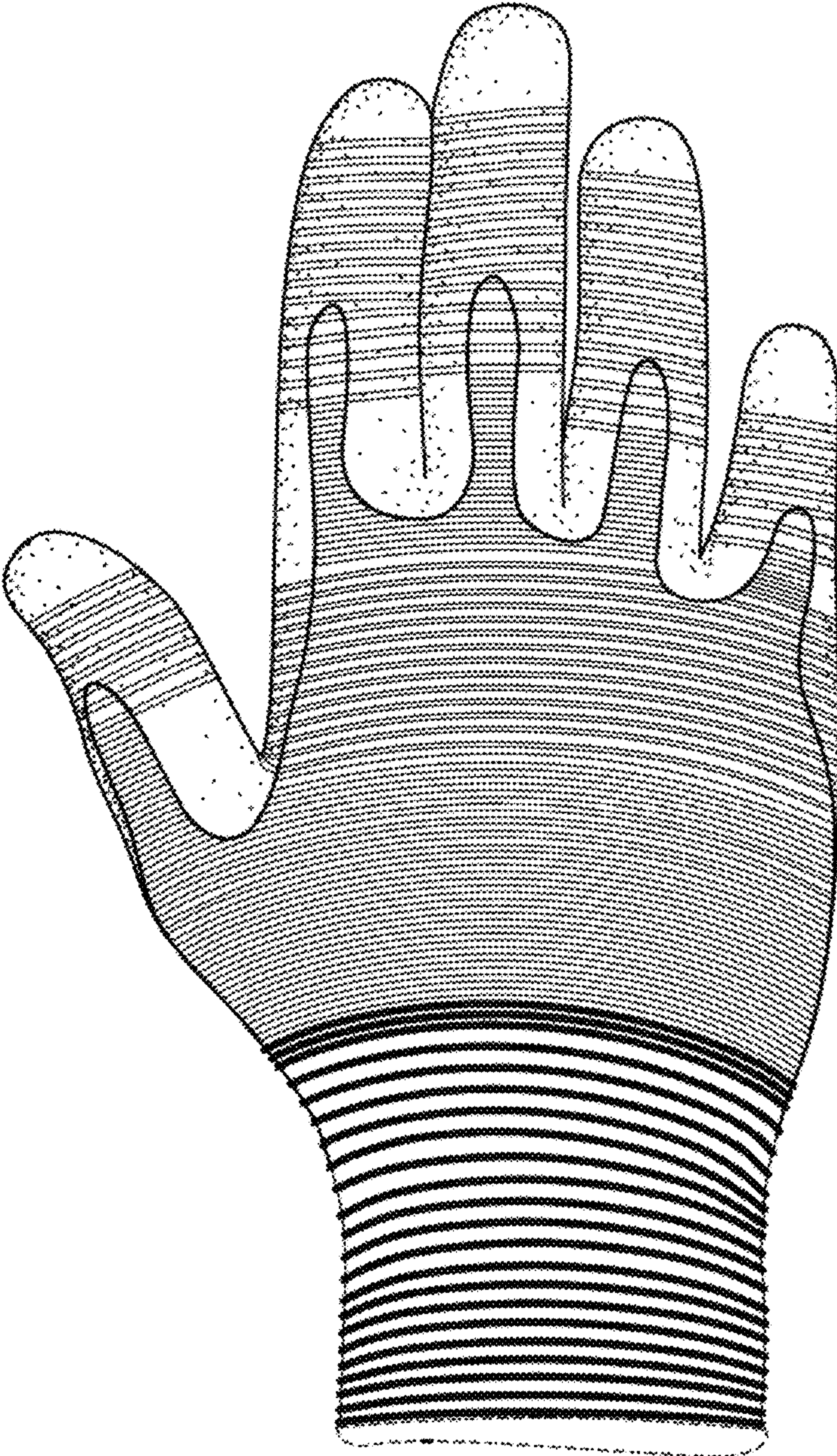


FIG. 1



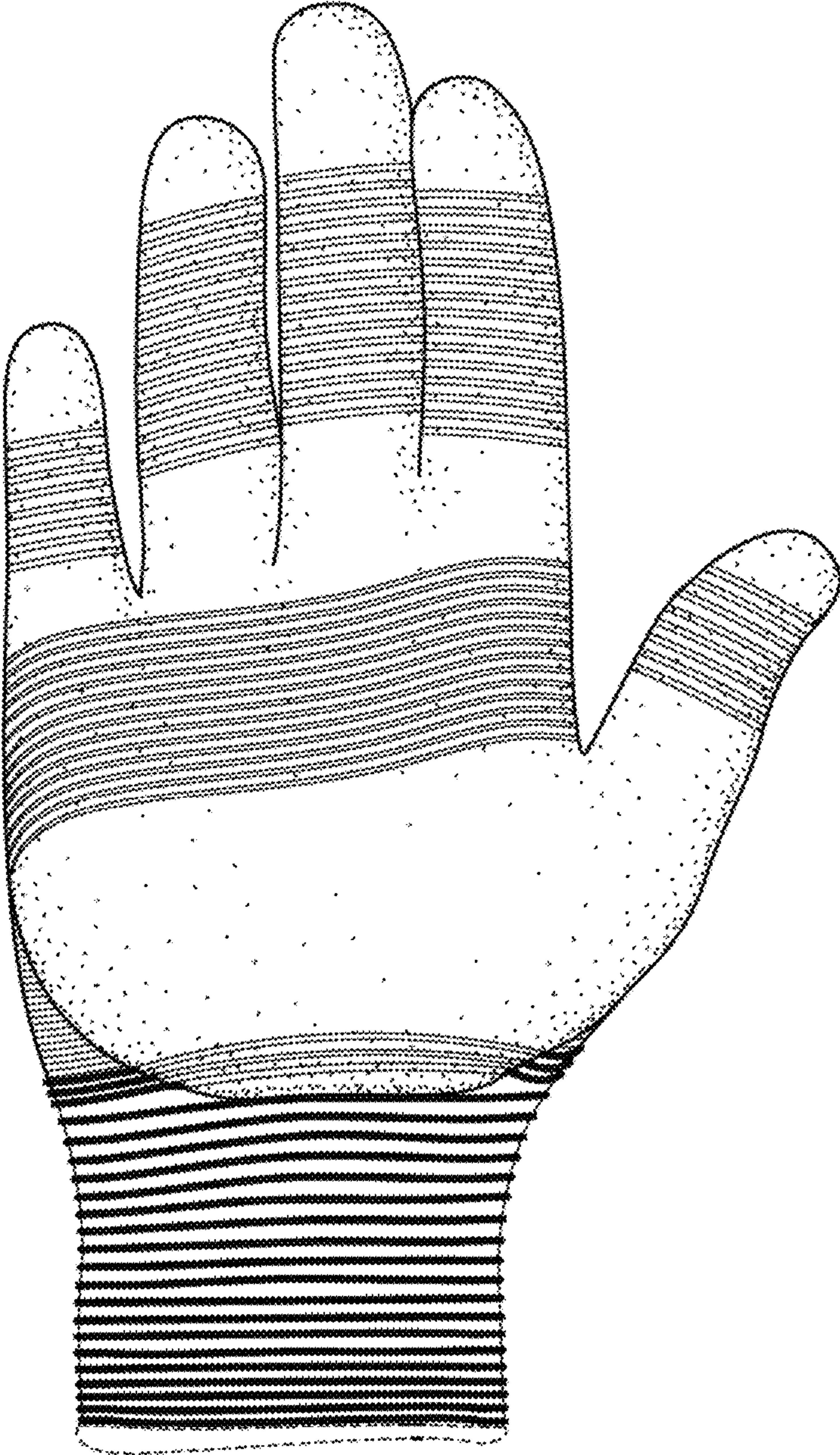


FIG. 2

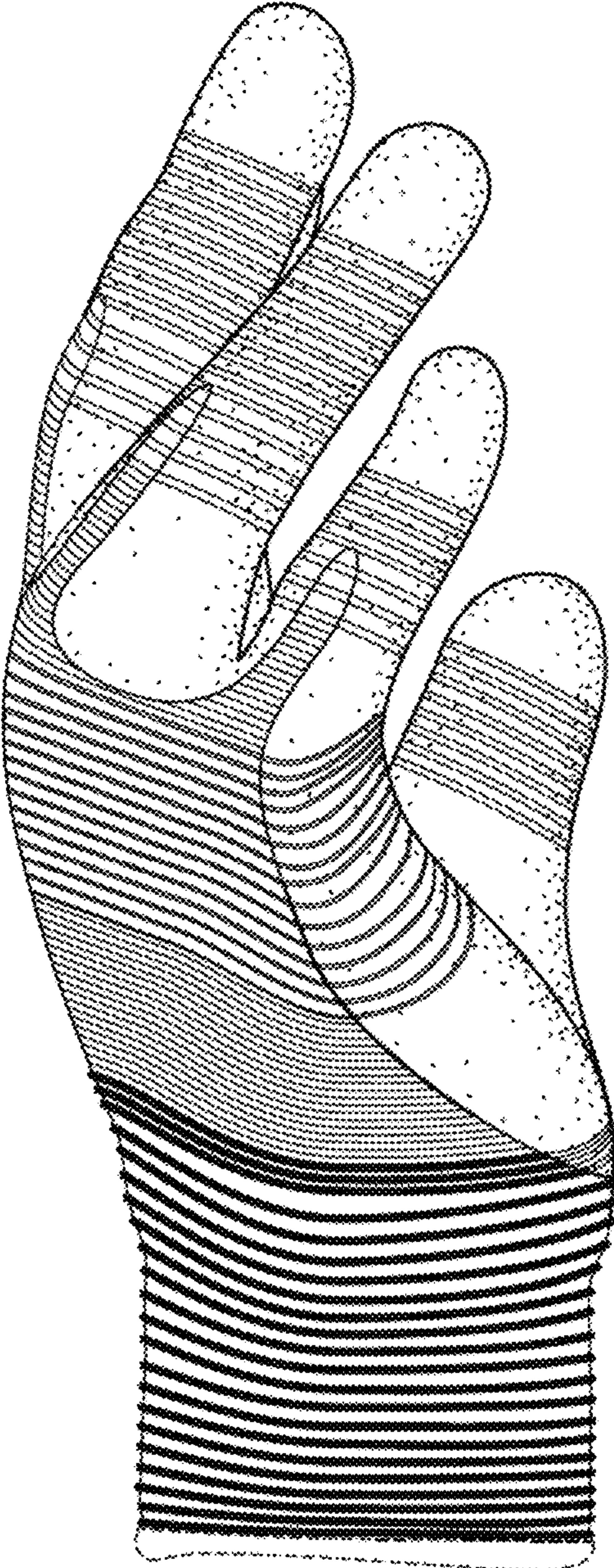


FIG. 3



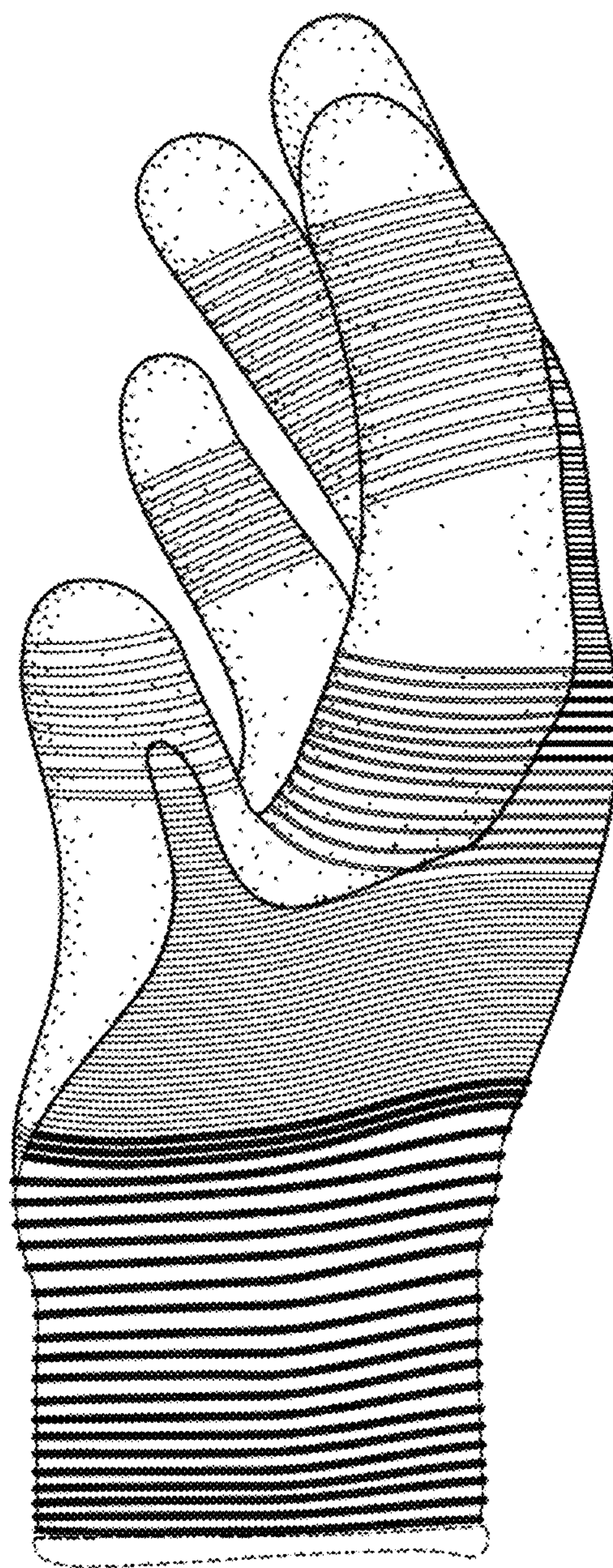


FIG. 4

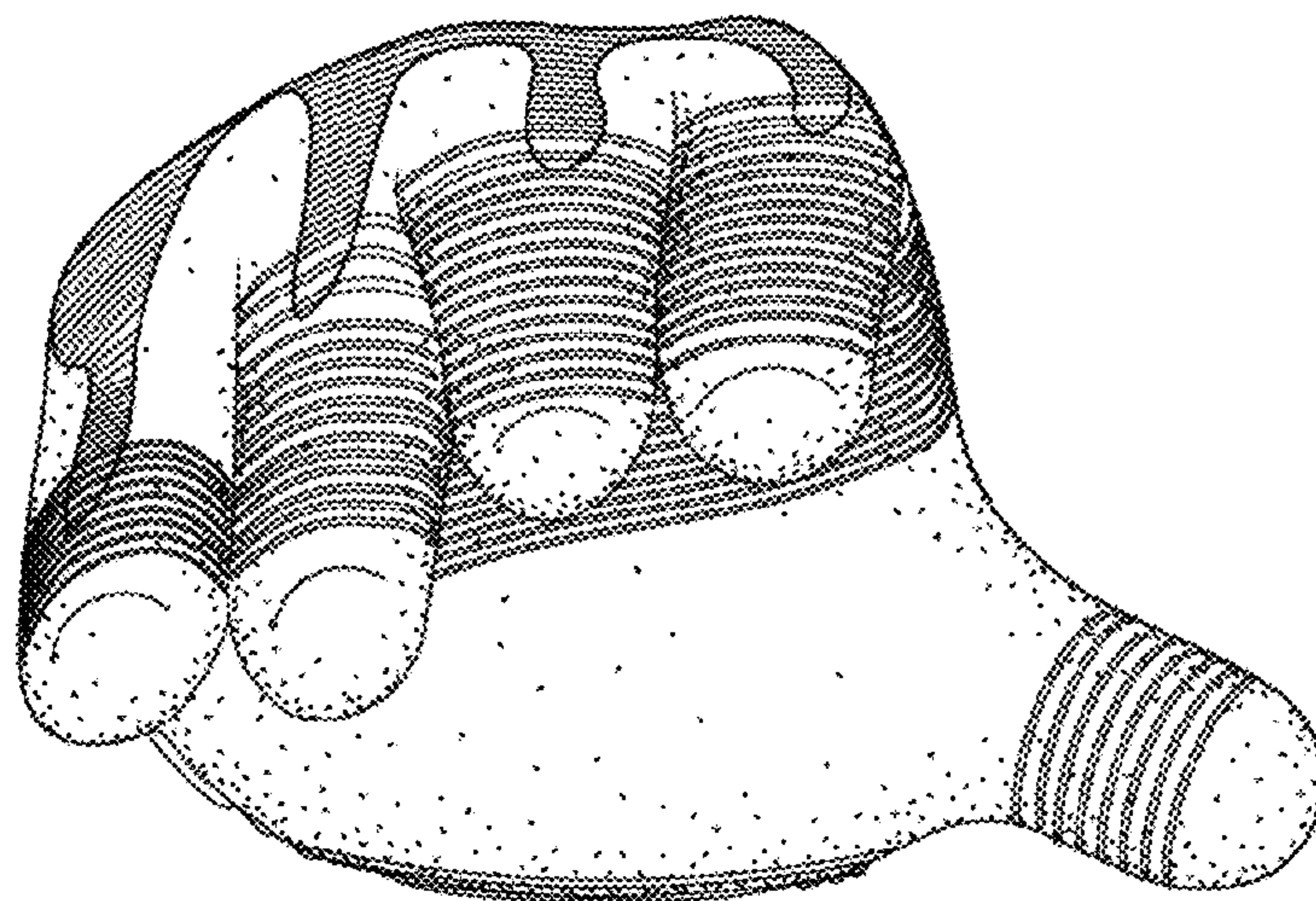


FIG. 5

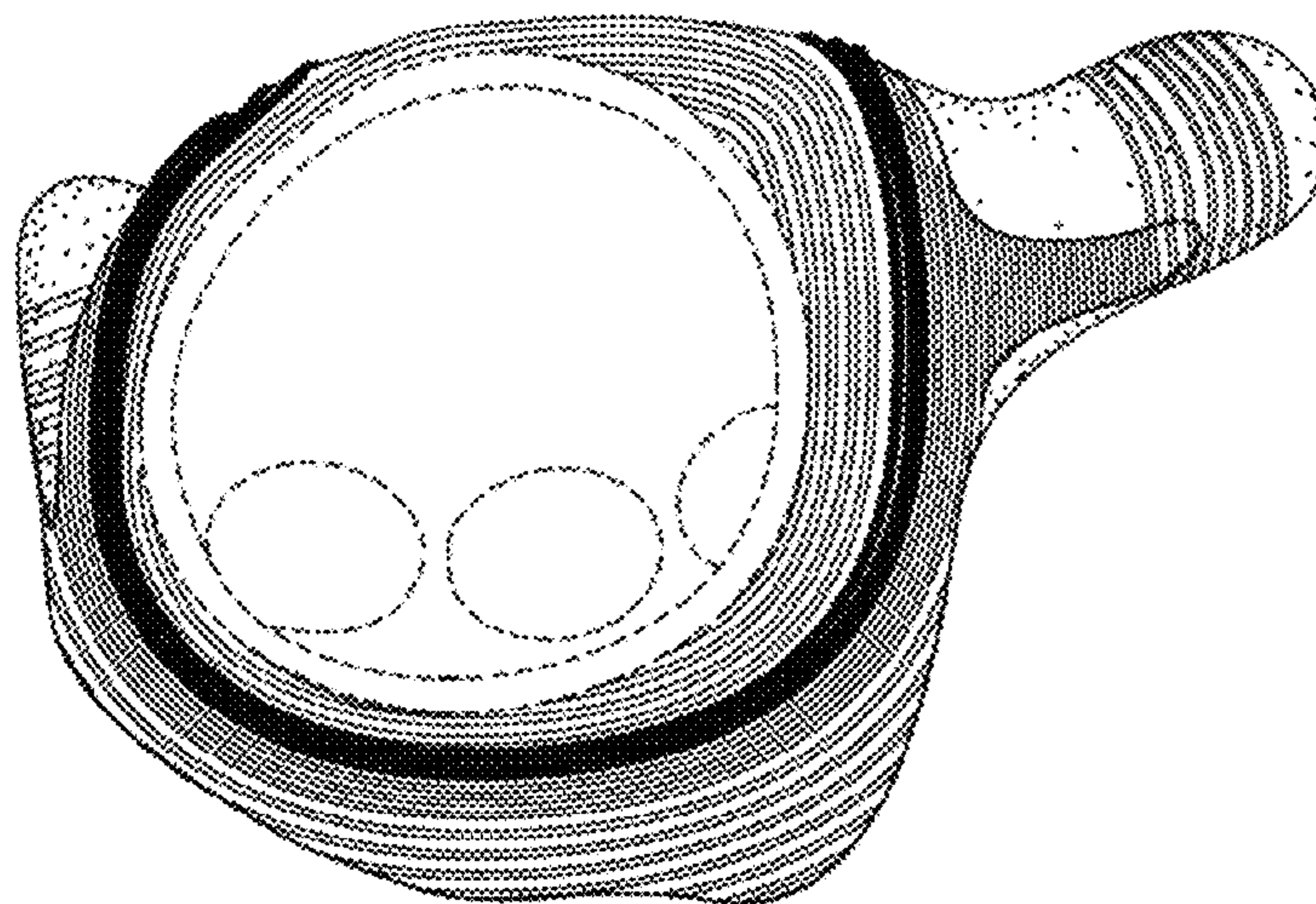


FIG. 6