



US00D733973S

(12) **United States Design Patent**
Larocque

(10) **Patent No.:** **US D733,973 S**
(45) **Date of Patent:** **** Jul. 7, 2015**

- (54) **WATER POLO HEADGEAR**
- (71) Applicant: **Joey Larocque**, Agoura Hills, CA (US)
- (72) Inventor: **Joey Larocque**, Agoura Hills, CA (US)
- (**) Term: **14 Years**
- (21) Appl. No.: **29/467,265**
- (22) Filed: **Sep. 17, 2013**
- (51) **LOC (10) Cl.** **02-03**
- (52) **U.S. Cl.**
USPC **D29/106; D2/868; D2/867**
- (58) **Field of Classification Search**
USPC D2/865, 866, 867, 868, 878; D29/103,
D29/104, 105, 106, 108, 112; 2/68, 171,
2/175.3, 200.2, 411, 412, 417, 421, 423,
2/425, 909, 918, 6.1; D21/801, 804;
441/124
CPC A42B 1/12
See application file for complete search history.

(56) **References Cited**

U.S. PATENT DOCUMENTS

1,531,394 A	3/1925	Hart	
1,546,163 A *	7/1925	Auster et al.	2/68
1,705,879 A *	3/1929	Rodgers	2/6.1
1,841,232 A *	1/1932	Wells	2/6.1
2,296,335 A *	9/1942	Brady	2/412
2,367,459 A *	1/1945	Corley	2/209
2,893,011 A *	7/1959	Finken et al.	2/423
3,005,203 A *	10/1961	Aileo	2/423
3,274,612 A	9/1966	Merriam	
3,296,582 A *	1/1967	Ide	181/125
3,394,406 A *	7/1968	Bergens	2/68
3,454,962 A *	7/1969	Hind	2/423
3,503,076 A	3/1970	Marks	
3,535,710 A *	10/1970	Aileo	2/209
3,789,427 A *	2/1974	Aileo	2/423
D230,911 S *	3/1974	Ispas, Jr.	D29/106
3,953,892 A	5/1976	Kennedy et al.	

3,979,777 A 9/1976 Gregg
4,134,155 A 1/1979 Robertson
4,279,038 A 7/1981 Bruckner et al.

(Continued)

FOREIGN PATENT DOCUMENTS

EP 0 056 883 A1 12/1981

OTHER PUBLICATIONS

Finis Water Polo Caps (on-line), dated May 4, 2012. Retrieved from Internet Sep. 30, 2014, URL: <http://www.finisinc.com/equipment/water-polo.html> (2 pages).*

(Continued)

Primary Examiner — Karen E. Eldridge Powers
Assistant Examiner — Kimberly Barnes
(74) *Attorney, Agent, or Firm* — David L. Hoffman;
Hoffman Patent Group

(57) **CLAIM**

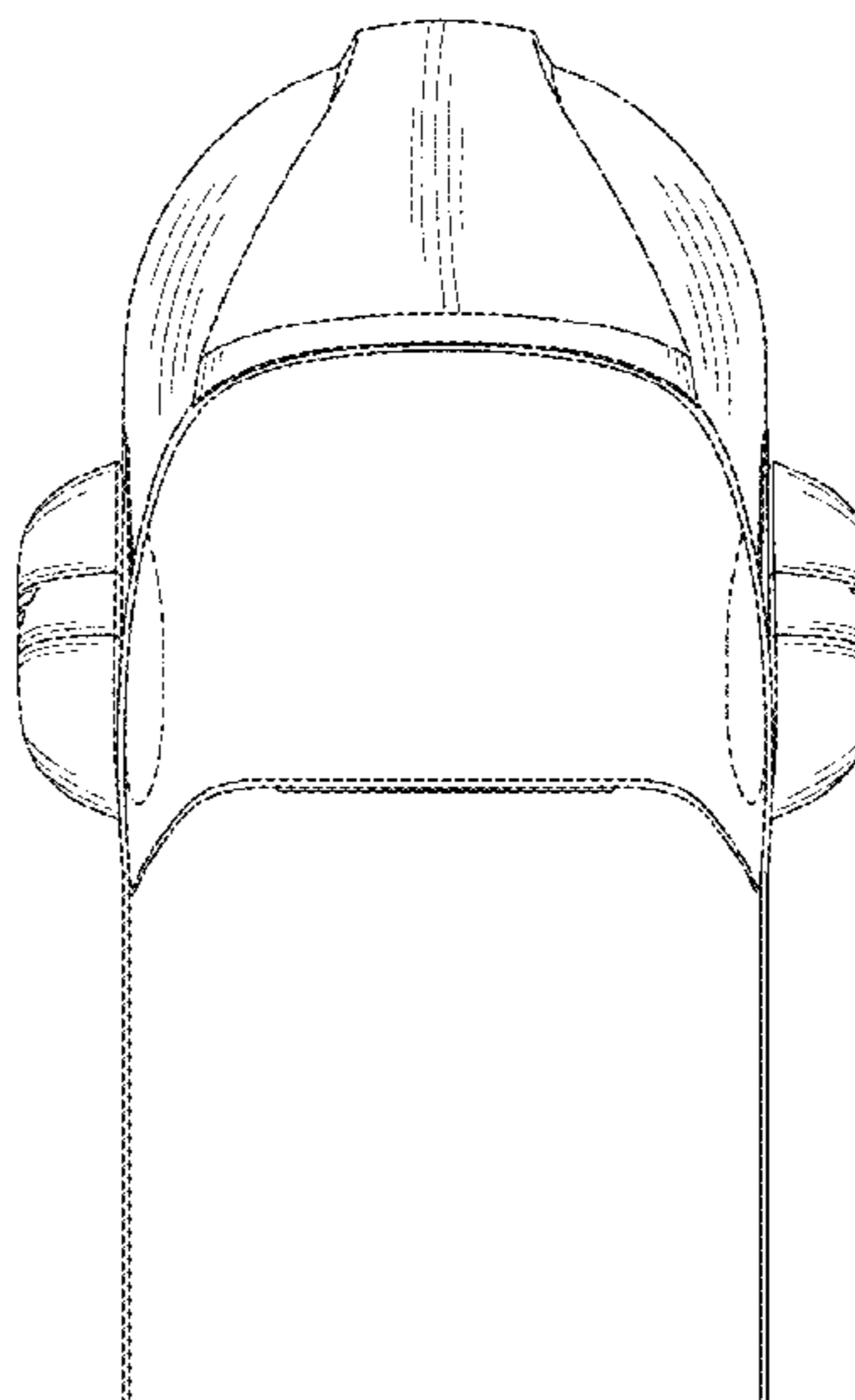
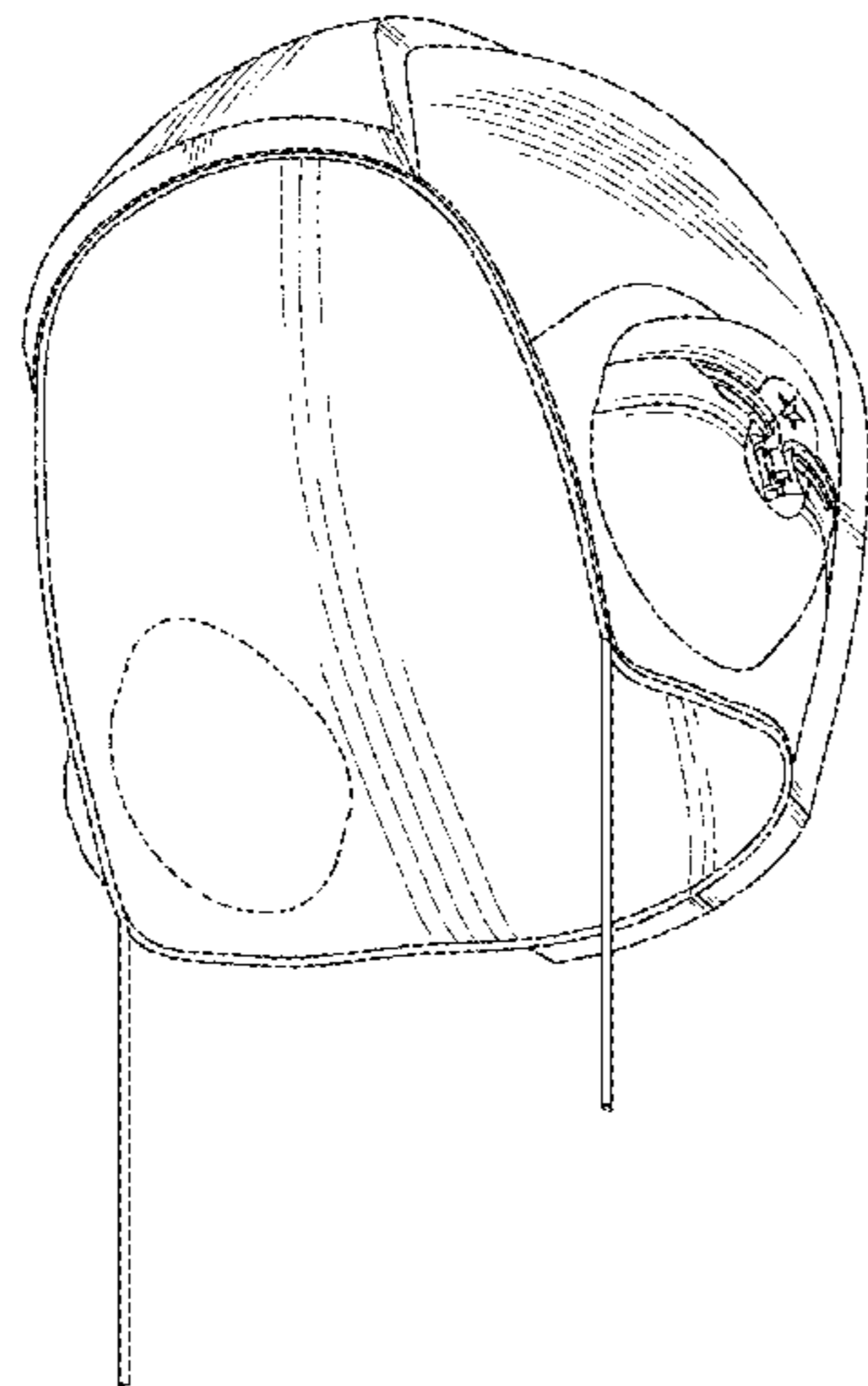
The ornamental design for a water polo headgear, as shown and described.

DESCRIPTION

FIG. 1 is an upper perspective view of the water polo headgear; FIG. 2 is a lower perspective view thereof; FIG. 3 is a front elevation view thereof; FIG. 4 is a rear elevation view thereof; FIG. 5 is a right side elevation view thereof; FIG. 6 is a left side elevation view thereof; FIG. 7 is a top plan view thereof; and, FIG. 8 is a bottom plan view thereof.

A central part of the headgear forms a continuous padded section that is configured to cover a person's forehead, the top of the head, and the rear of a person's head. The broken lines shown on the interior of the water polo headgear, which define the bounds of the claimed design, form no part thereof.

1 Claim, 8 Drawing Sheets



(56)

References Cited

U.S. PATENT DOCUMENTS

4,612,672 A 9/1986 Schrack
4,912,777 A 4/1990 Gasbarro
5,046,193 A 9/1991 Foresman
5,298,208 A 3/1994 Sibley et al.
5,680,656 A 10/1997 Gath
D459,033 S * 6/2002 Dix et al. D29/112
D459,034 S * 6/2002 Dix et al. D29/112
6,397,399 B1 6/2002 Lampe et al.
6,565,461 B1 5/2003 Zatlin
D603,100 S * 10/2009 Bologna D29/106

8,214,928 B1 7/2012 Cleveland et al.
8,291,520 B2 10/2012 Lukens
D699,895 S * 2/2014 Hill et al. D29/102
D708,395 S * 7/2014 LaRocque D29/106
2009/0144885 A1 6/2009 Mix
2014/0109297 A1* 4/2014 Lanez 2/411

OTHER PUBLICATIONS

Gamebreaker Helmets (on-line), dated Oct. 29, 2012. Retrieved from Internet Sep. 30, 2014, URL: <http://web.archive.org/web/20121029191020/http://www.gamebreakerhelmets.com/> (1 page).*

* cited by examiner

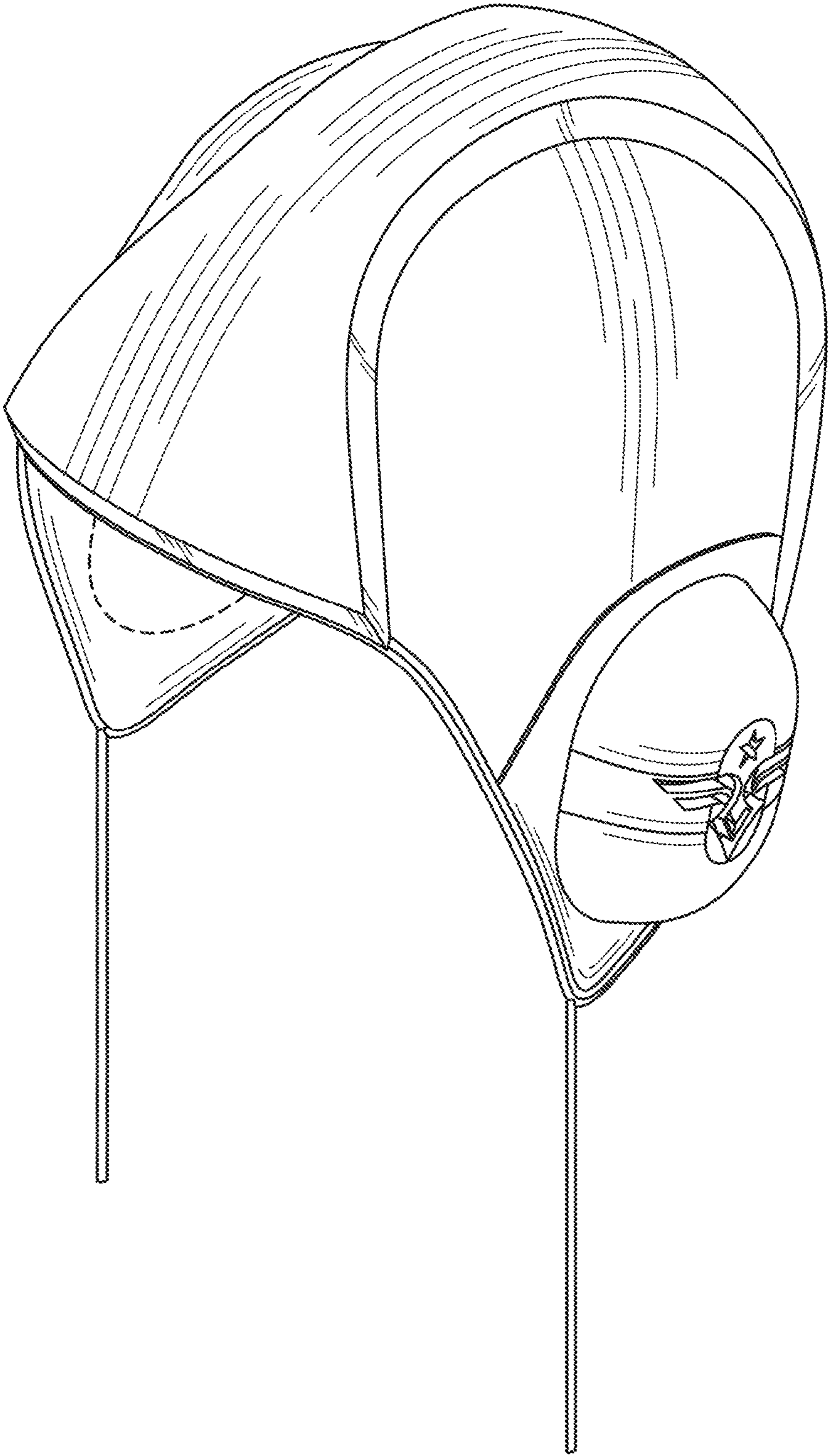


FIG. 1

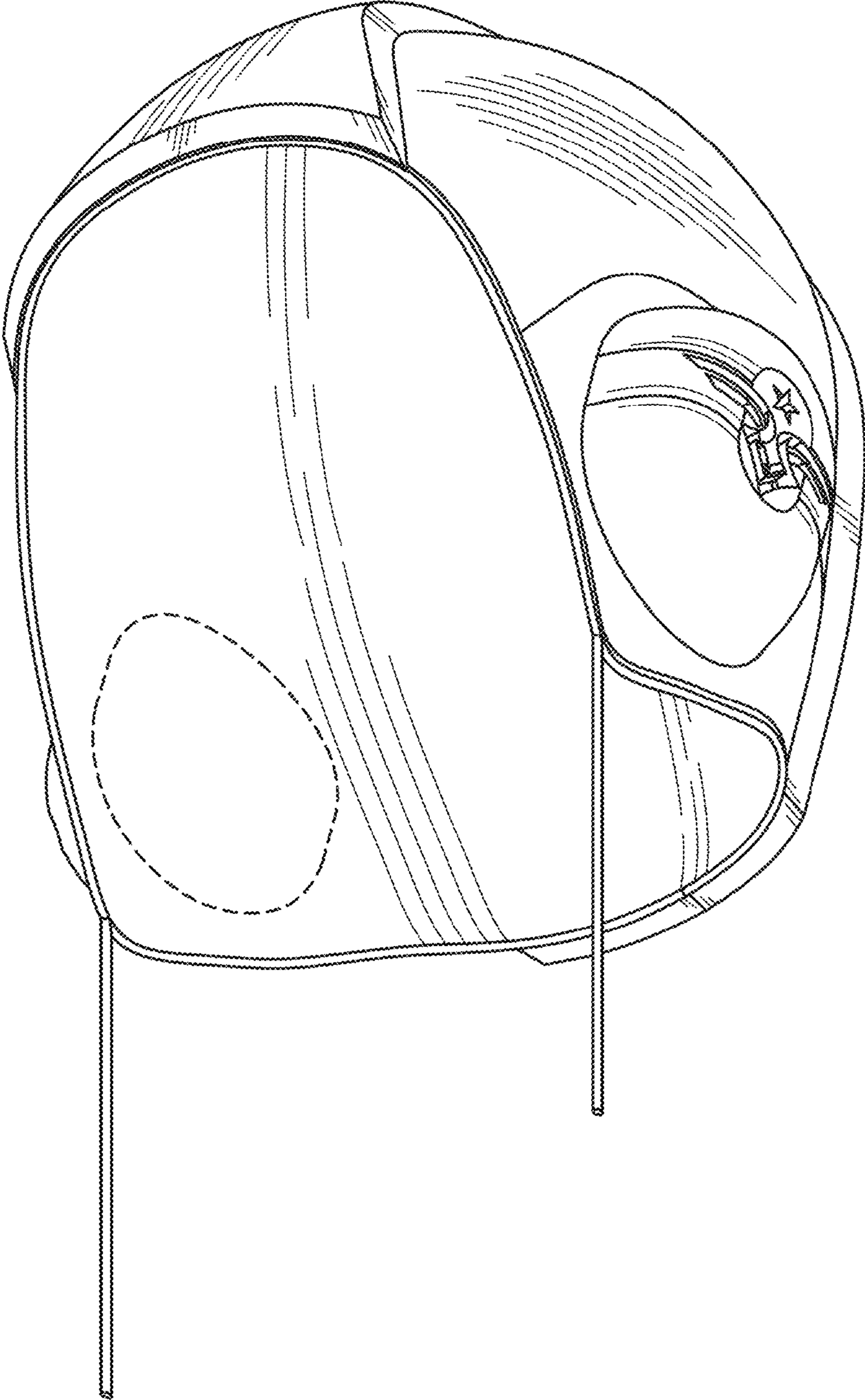


FIG. 2

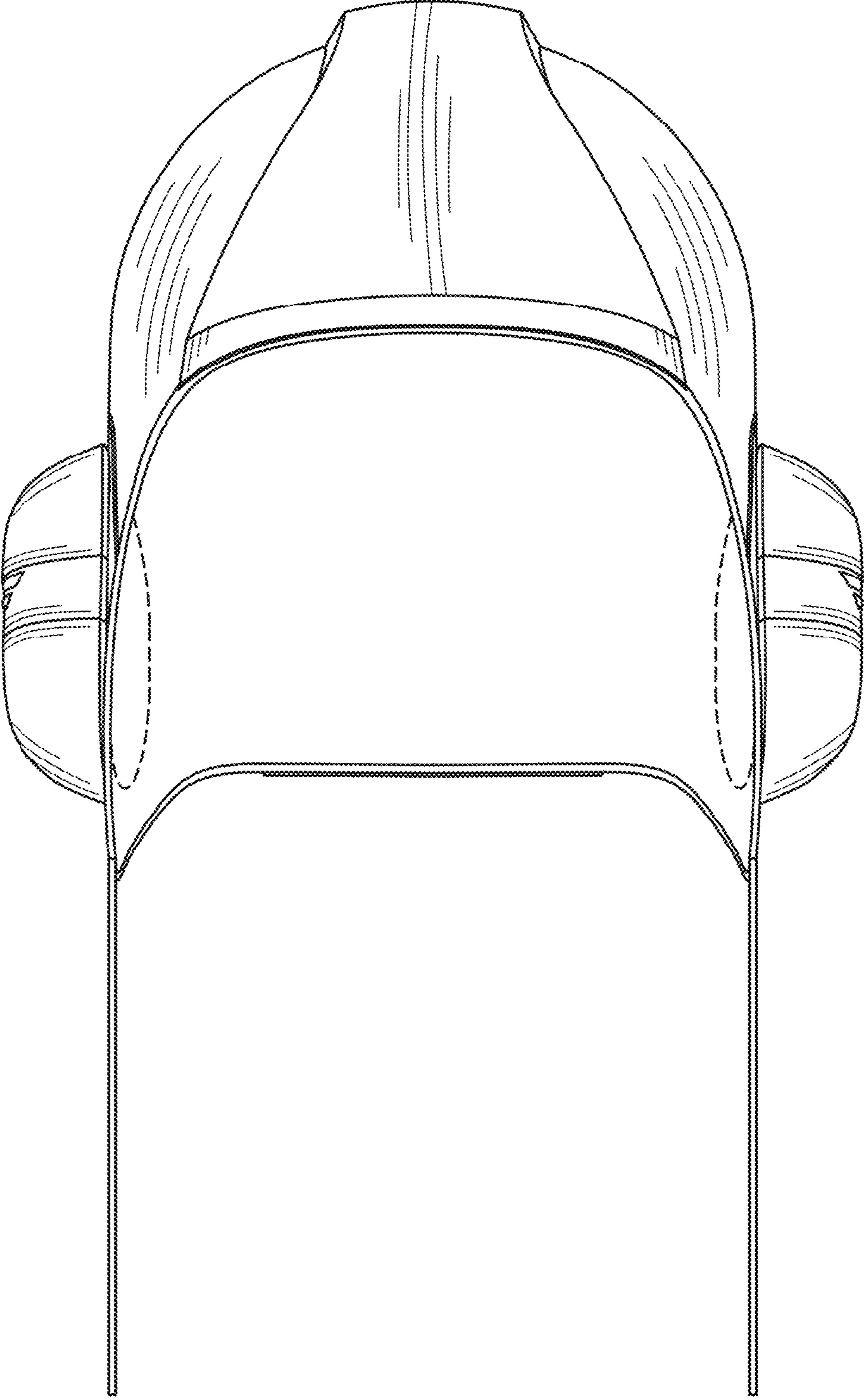


FIG. 3

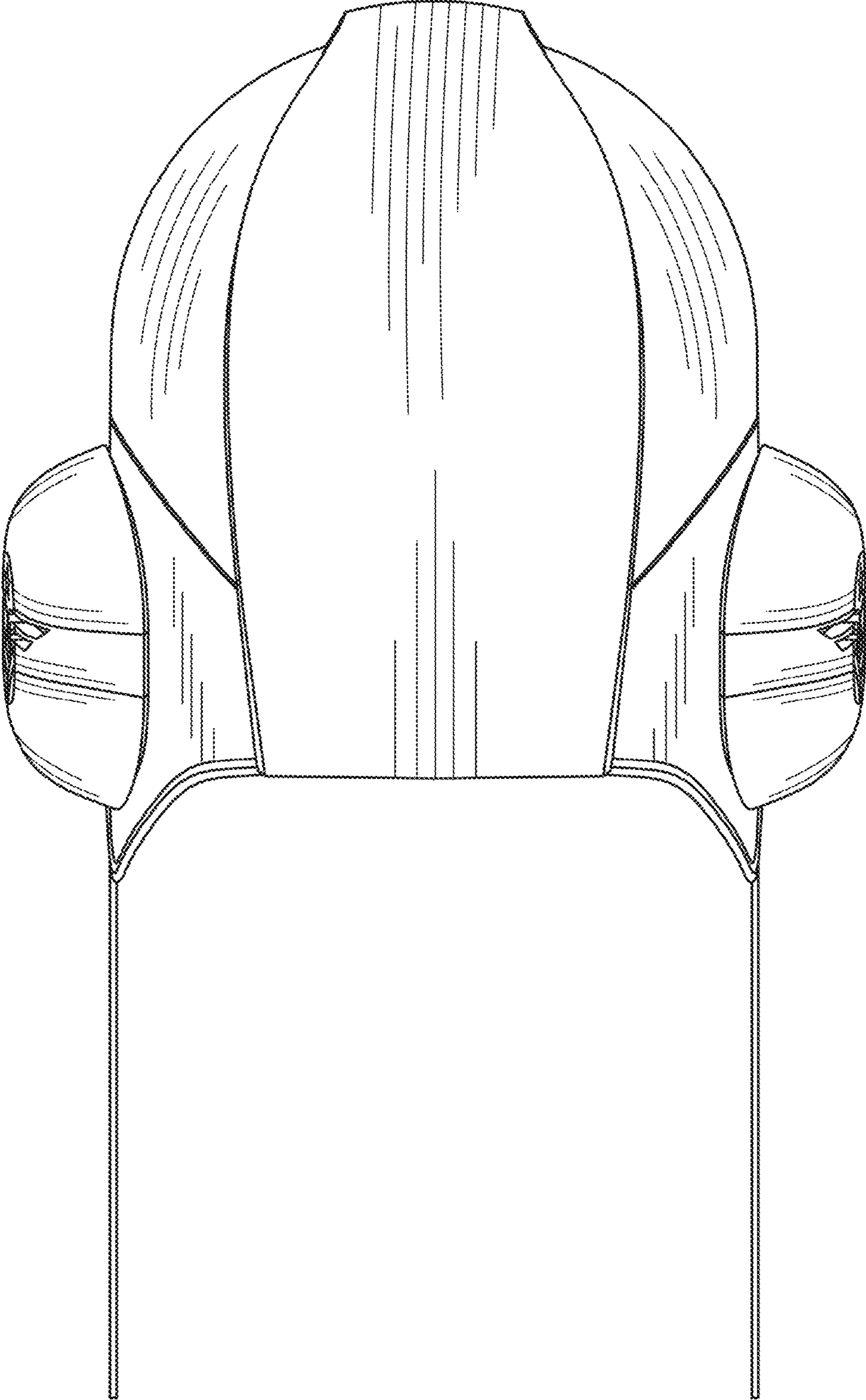


FIG. 4

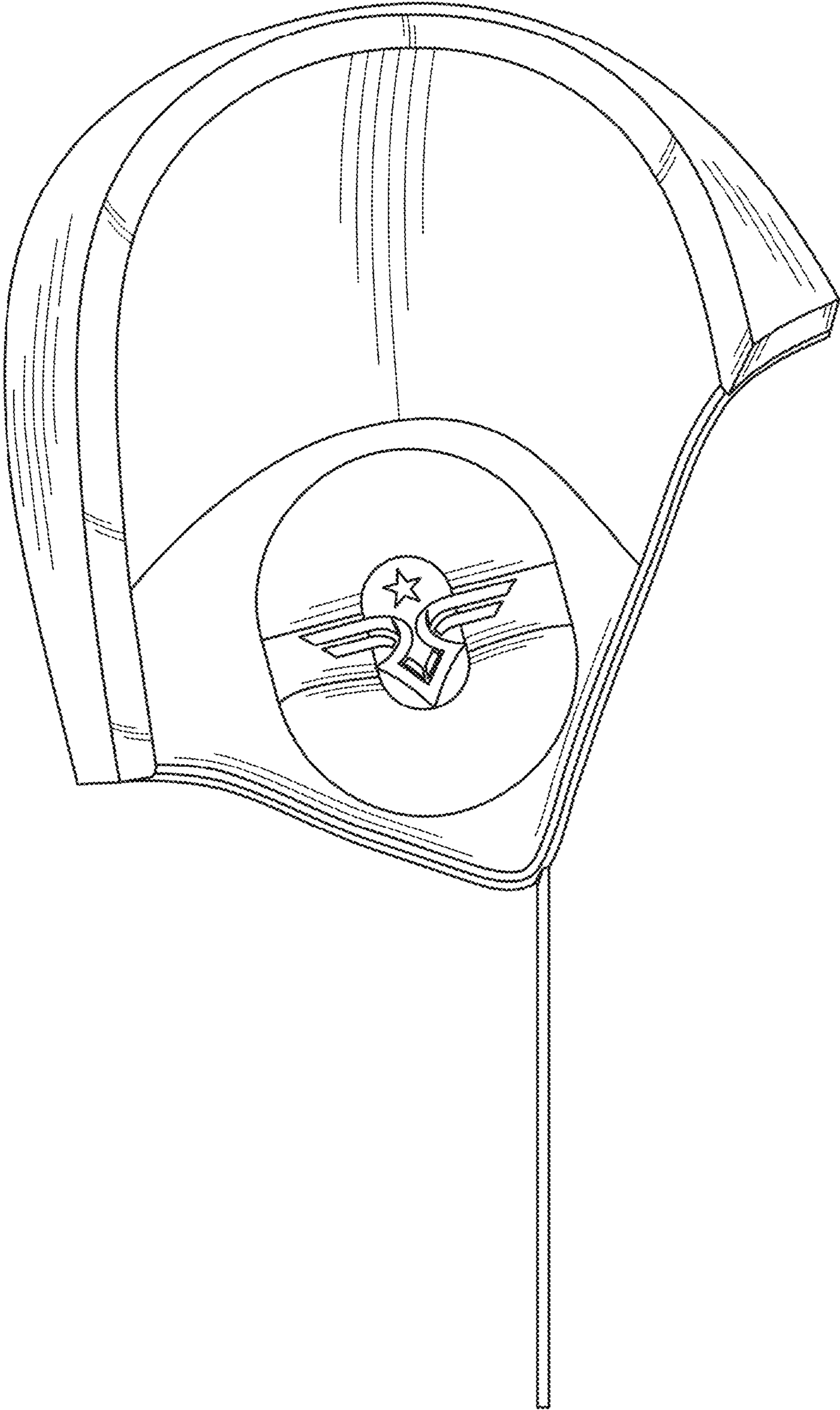


FIG. 5

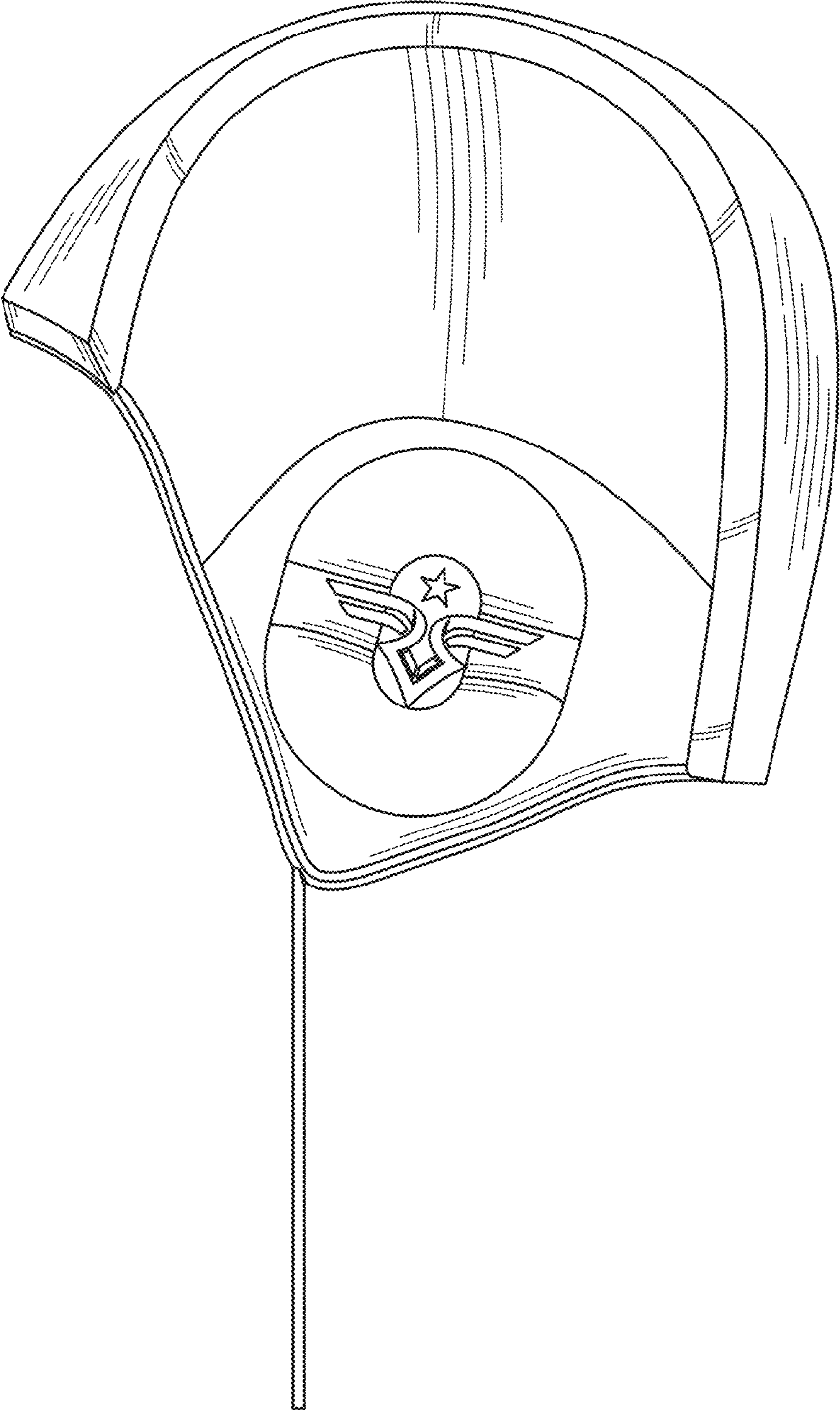


FIG. 6

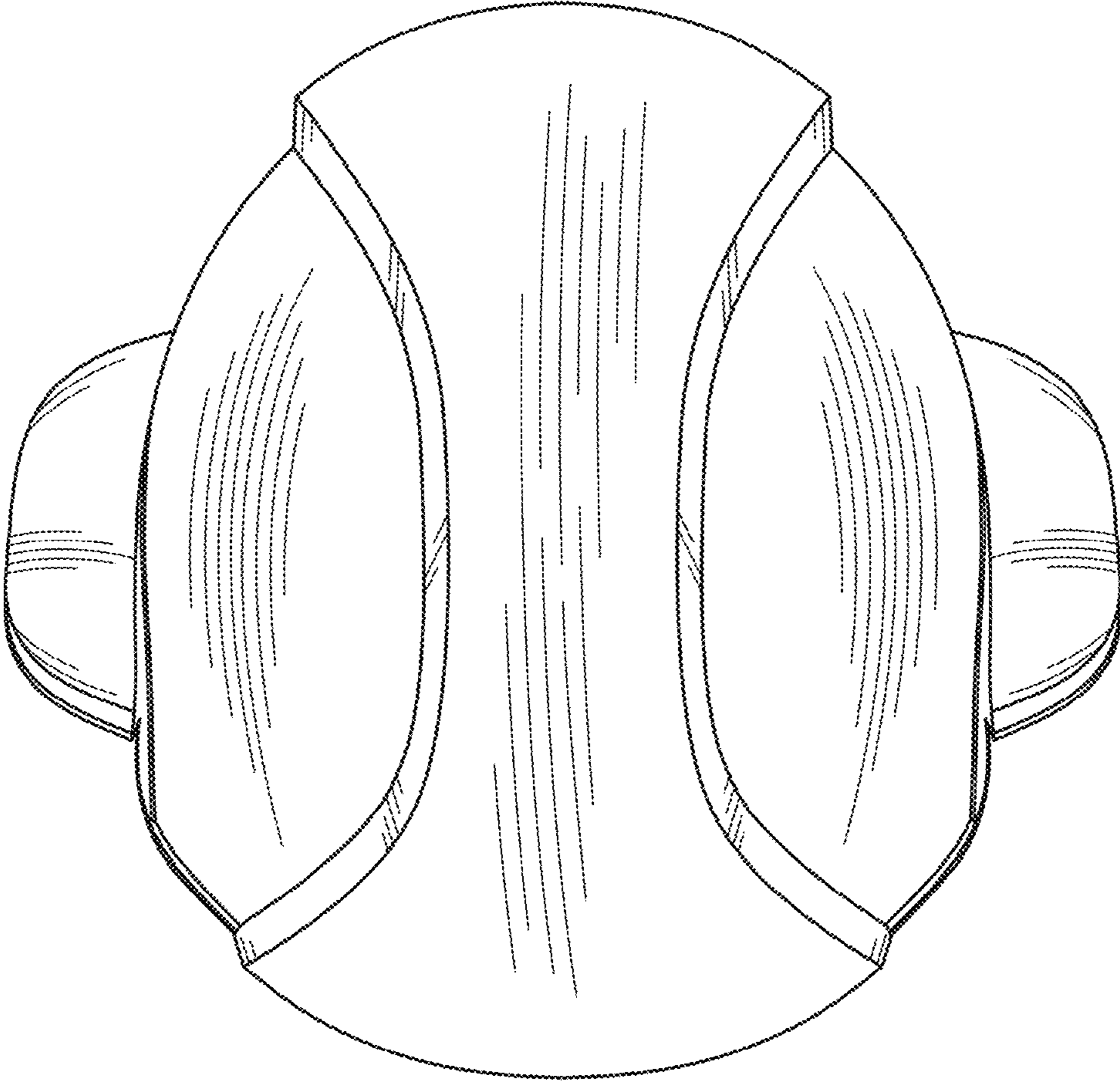


FIG. 7




FIG. 8