



US00D733966S

(12) **United States Design Patent**
Pourmehr

(10) **Patent No.:** **US D733,966 S**

(45) **Date of Patent:** **** Jul. 7, 2015**

(54) **MAKEUP CASE**

(71) Applicant: **Payam Pourmehr**, Houston, TX (US)

(72) Inventor: **Payam Pourmehr**, Houston, TX (US)

(**) Term: **14 Years**

(21) Appl. No.: **29/509,902**

(22) Filed: **Nov. 21, 2014**

(51) **LOC (10) Cl.** **28-03**

(52) **U.S. Cl.**
USPC **D28/73; D3/901; D3/296**

(58) **Field of Classification Search**
USPC D28/73, 76, 83; D3/295–296, 901–903;
206/581, 823, 1.7–1.9; 132/287, 294,
132/314, 315

CPC A45D 33/20; A45D 33/28; A45D 333/00
See application file for complete search history.

(56) **References Cited**

U.S. PATENT DOCUMENTS

| | | | |
|-------------------|---------|------------------|---------|
| D258,470 S | 3/1981 | Chun | |
| 4,765,457 A * | 8/1988 | Rayhle | 206/1.8 |
| D298,865 S | 12/1988 | Sussman | |
| 4,815,483 A * | 3/1989 | DuGrenier et al. | 132/295 |
| D303,024 S | 8/1989 | Zall | |
| D305,281 S | 1/1990 | Chen | |
| 4,898,195 A | 2/1990 | Sussman | |
| D308,756 S | 6/1990 | Turner | |
| 4,944,402 A * | 7/1990 | Wu | 206/581 |
| D443,137 S | 6/2001 | Lai | |
| 6,382,421 B1 * | 5/2002 | Dao | 206/575 |
| 6,619,297 B2 * | 9/2003 | Sheng | 132/295 |
| D515,244 S | 2/2006 | Bae | |
| D533,311 S | 12/2006 | Ditrichstein | |
| D564,707 S | 3/2008 | Barresi | |
| 8,091,565 B2 | 1/2012 | Ramos | |
| D687,186 S | 7/2013 | Lai | |
| D687,187 S | 7/2013 | Lai | |
| 2002/0096185 A1 * | 7/2002 | Givens | 132/287 |
| 2009/0272659 A1 * | 11/2009 | Kaiser et al. | 206/235 |
| 2010/0319723 A1 | 12/2010 | Parker | |
| 2010/0319724 A1 | 12/2010 | Chung | |

| | | | |
|-------------------|---------|---------------|---------|
| 2011/0174166 A1 | 7/2011 | Sparacio | |
| 2013/0048009 A1 | 2/2013 | Crapet et al. | |
| 2013/0152962 A1 | 6/2013 | Pires et al. | |
| 2014/0299151 A1 * | 10/2014 | Stroud | 132/315 |

FOREIGN PATENT DOCUMENTS

| | | | |
|----|--------------------|---------|------------|
| EP | 1500347 A1 | 1/2005 | |
| EP | 1500347 A1 * | 1/2005 | A45D 33/20 |
| FR | 2684928 A1 | 12/1991 | |
| FR | 2684928 A1 * | 6/1993 | B44D 3/00 |
| JP | 2000139555 A | 5/2000 | |
| WO | WO2008130790 A1 | 10/2008 | |
| WO | WO 2008130790 A1 * | 10/2008 | A45D 33/00 |

* cited by examiner

Primary Examiner — Jennifer Rivard

(74) *Attorney, Agent, or Firm* — Matthew Zarghouni;
Fomby & Zarghouni LLC

(57) **CLAIM**

I claim the ornamental design for a makeup case, as shown and described.

DESCRIPTION

FIG. 1 is a perspective view of a makeup case showing our new design;

FIG. 2 is a front elevation view of the makeup case when open;

FIG. 3 is a rear elevation view thereof;

FIG. 4 is a right side elevation view thereof;

FIG. 5 is a left side elevation view thereof;

FIG. 6 is a top plan view thereof;

FIG. 7 is a bottom plan view thereof;

FIG. 8 is a perspective view of the makeup case when closed;

FIG. 9 is a front elevation view thereof;

FIG. 10 is a rear elevation view thereof;

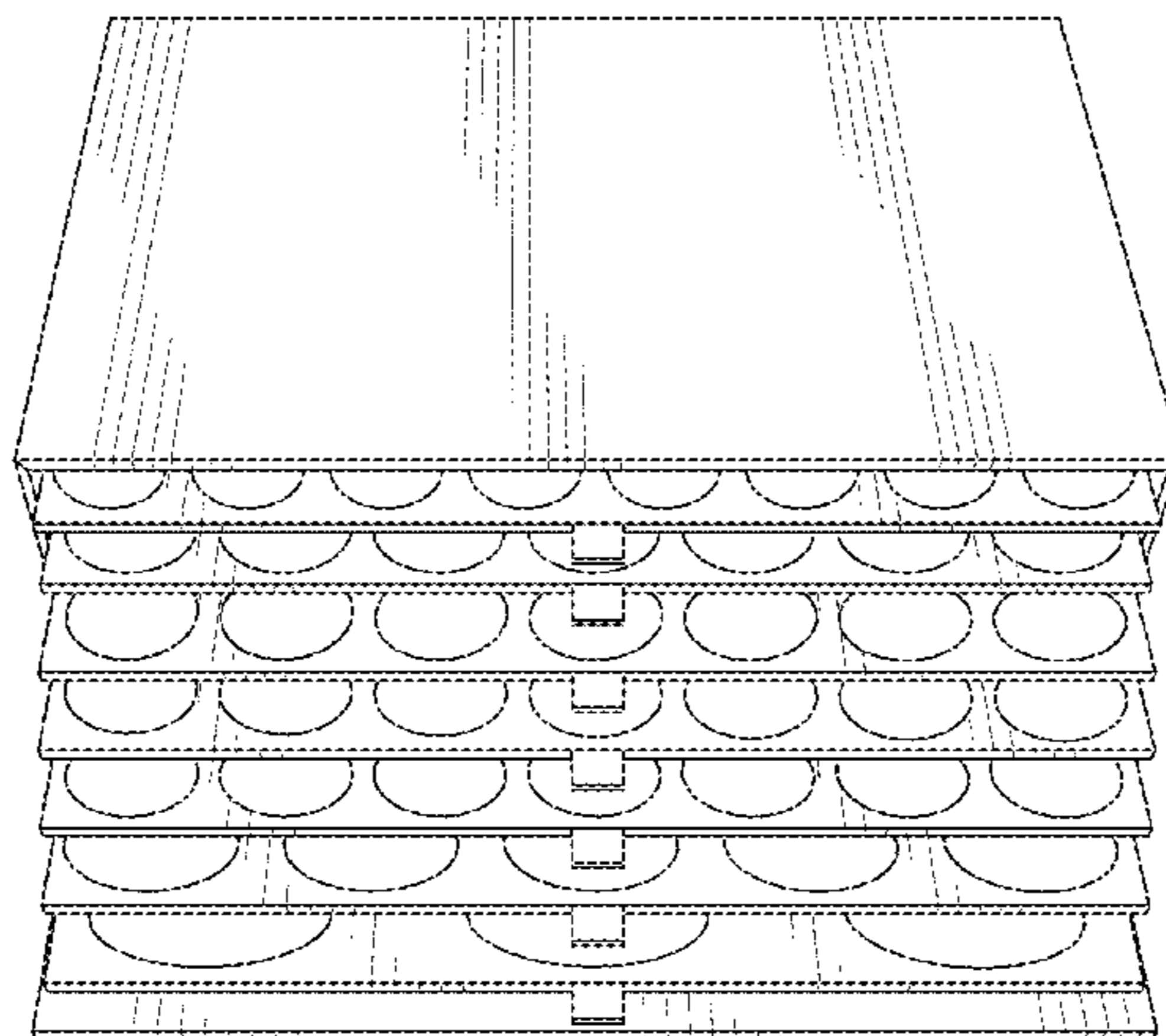
FIG. 11 is a right side elevation view thereof;

FIG. 12 is a left side elevation view thereof;

FIG. 13 is a top plan view thereof; and,

FIG. 14 is a bottom plan view thereof.

1 Claim, 9 Drawing Sheets



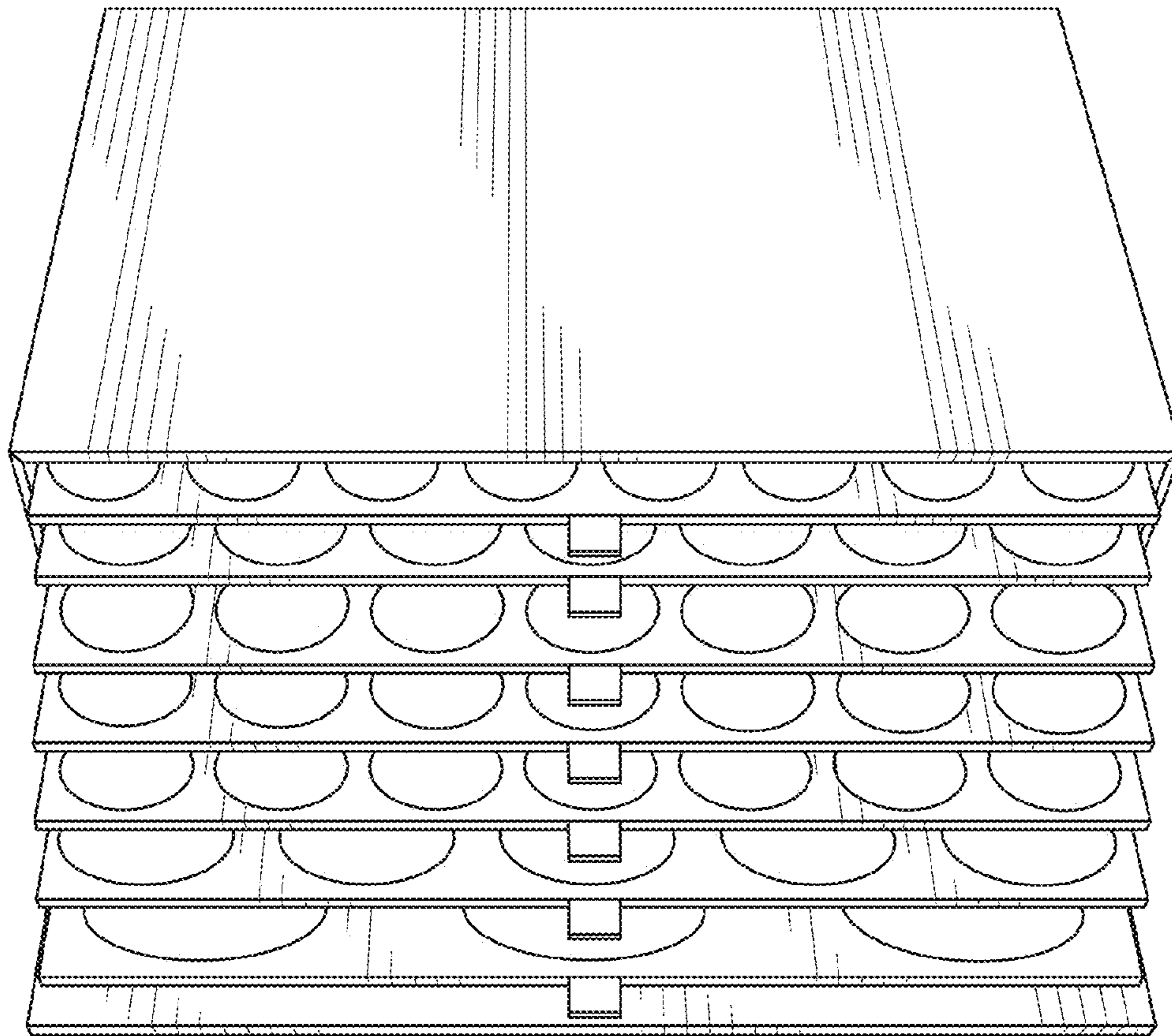


FIG. 1




FIG. 2

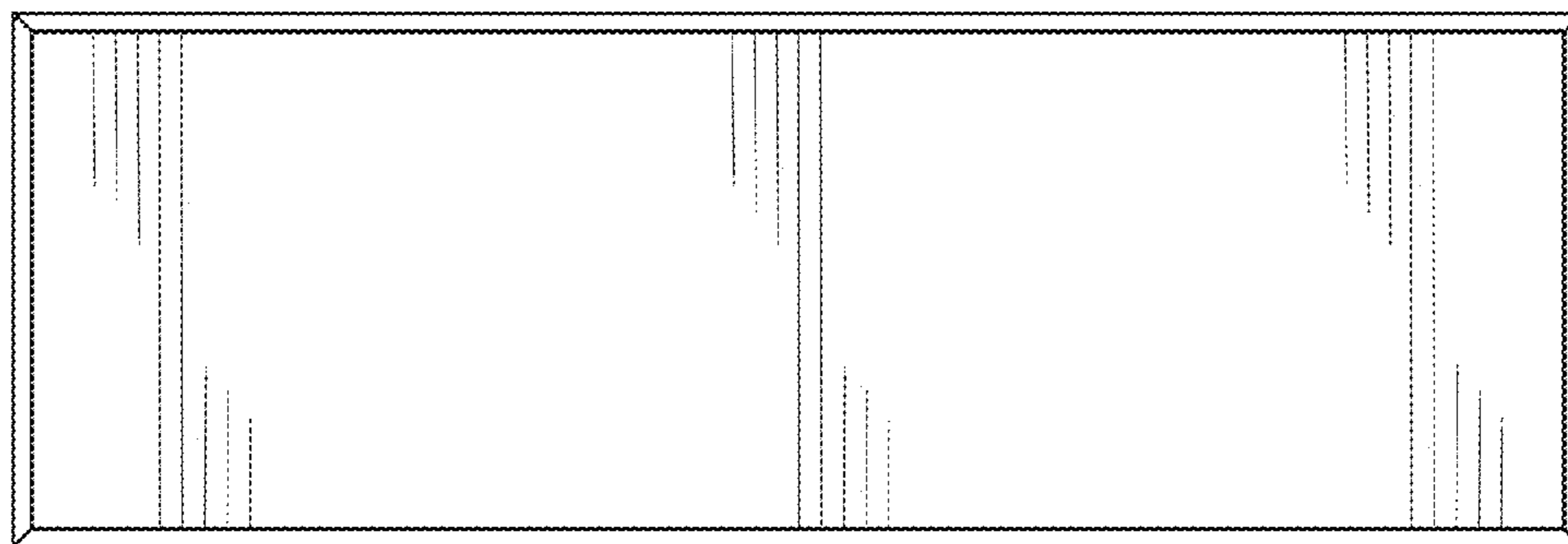


FIG. 3

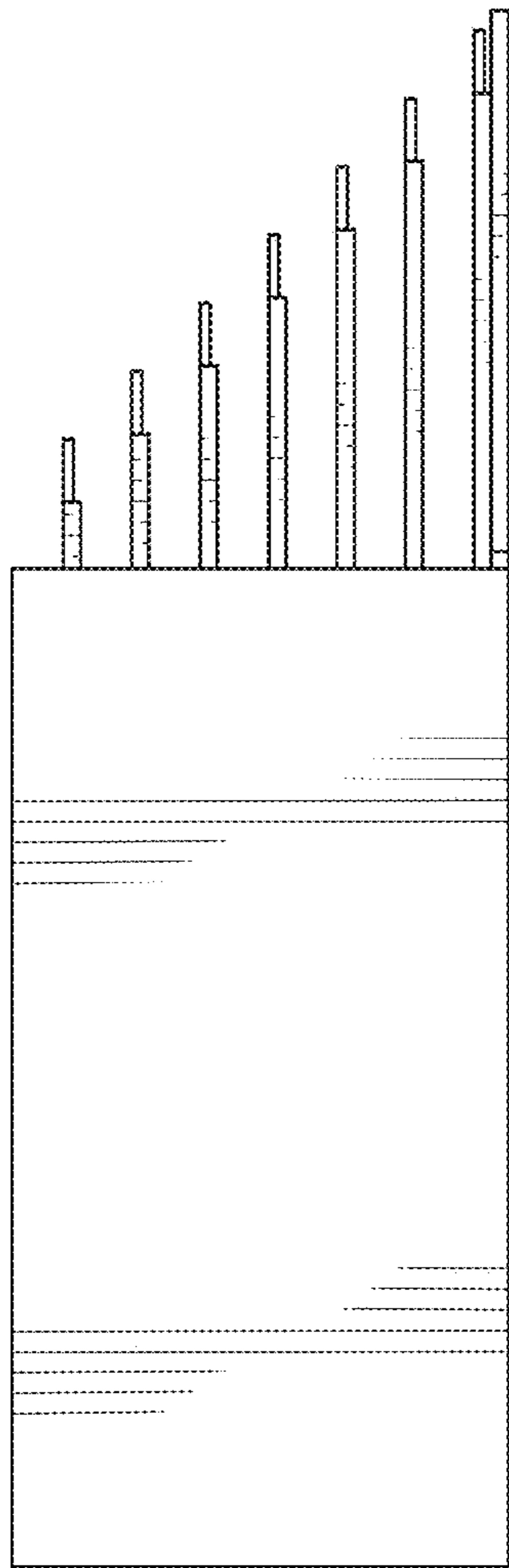


FIG. 4

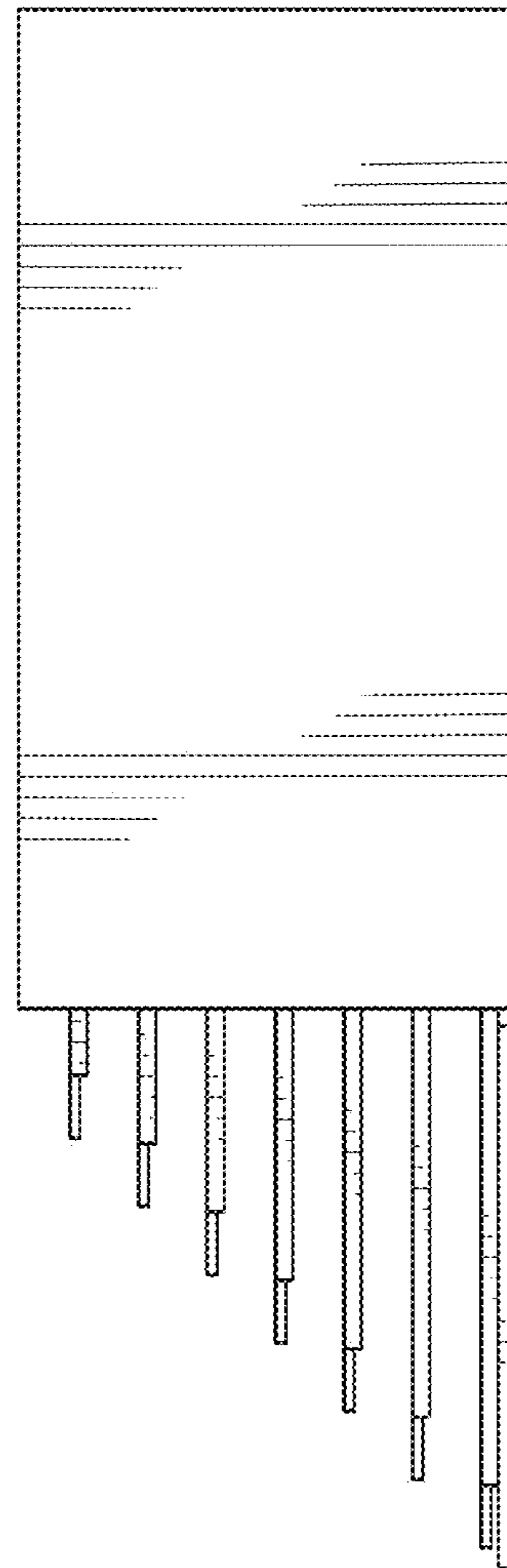


FIG. 5

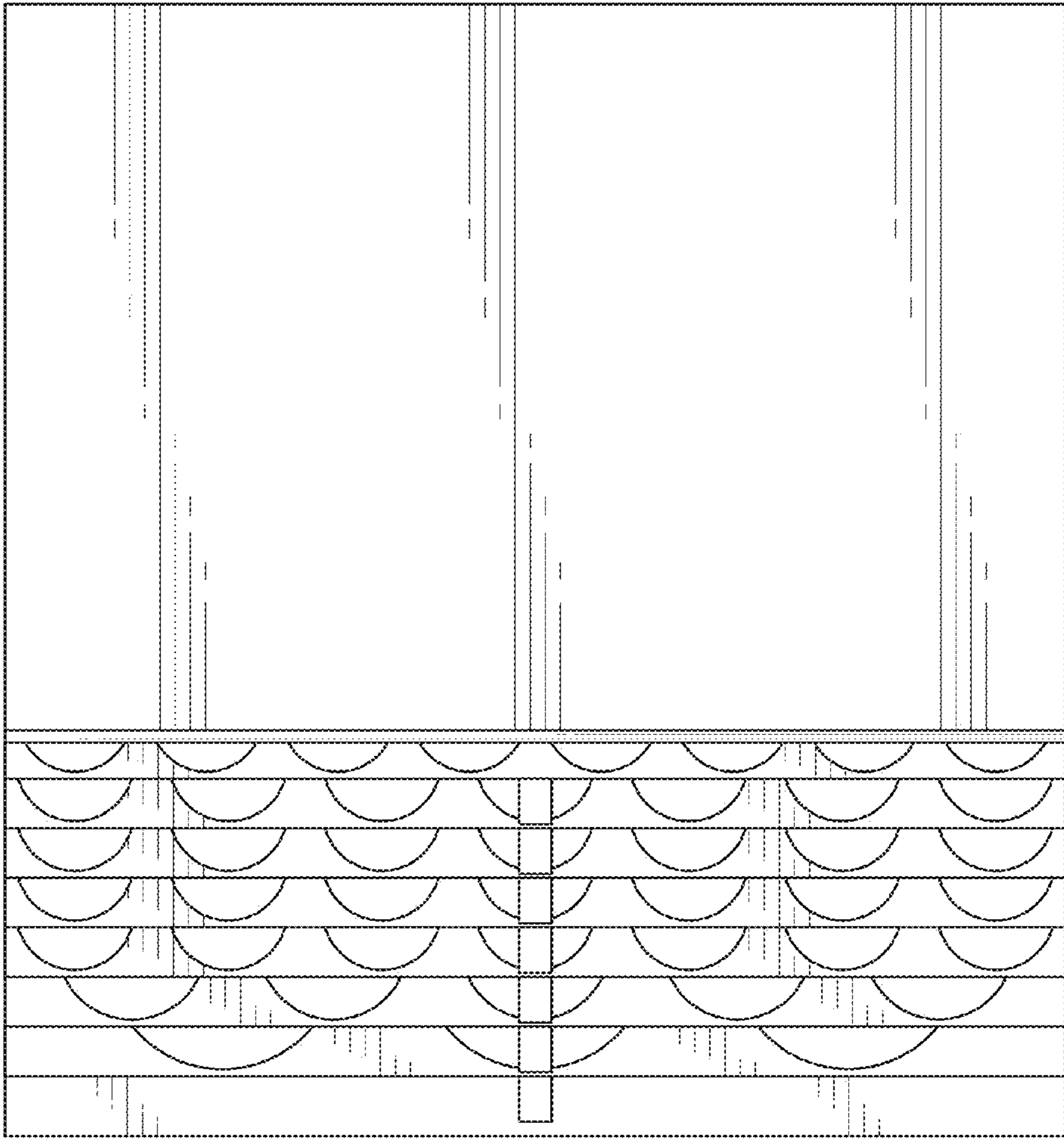


FIG. 6

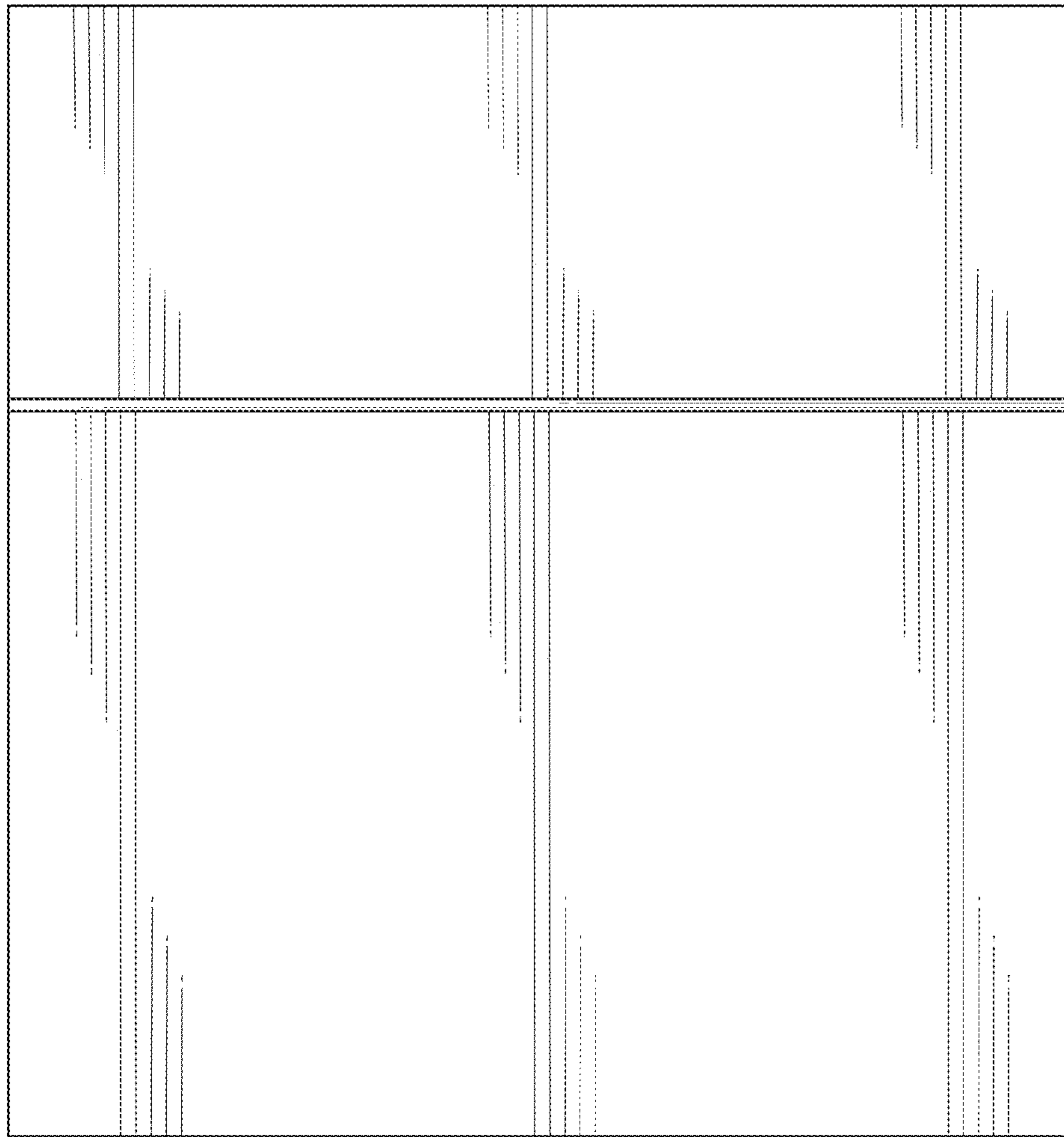


FIG. 7

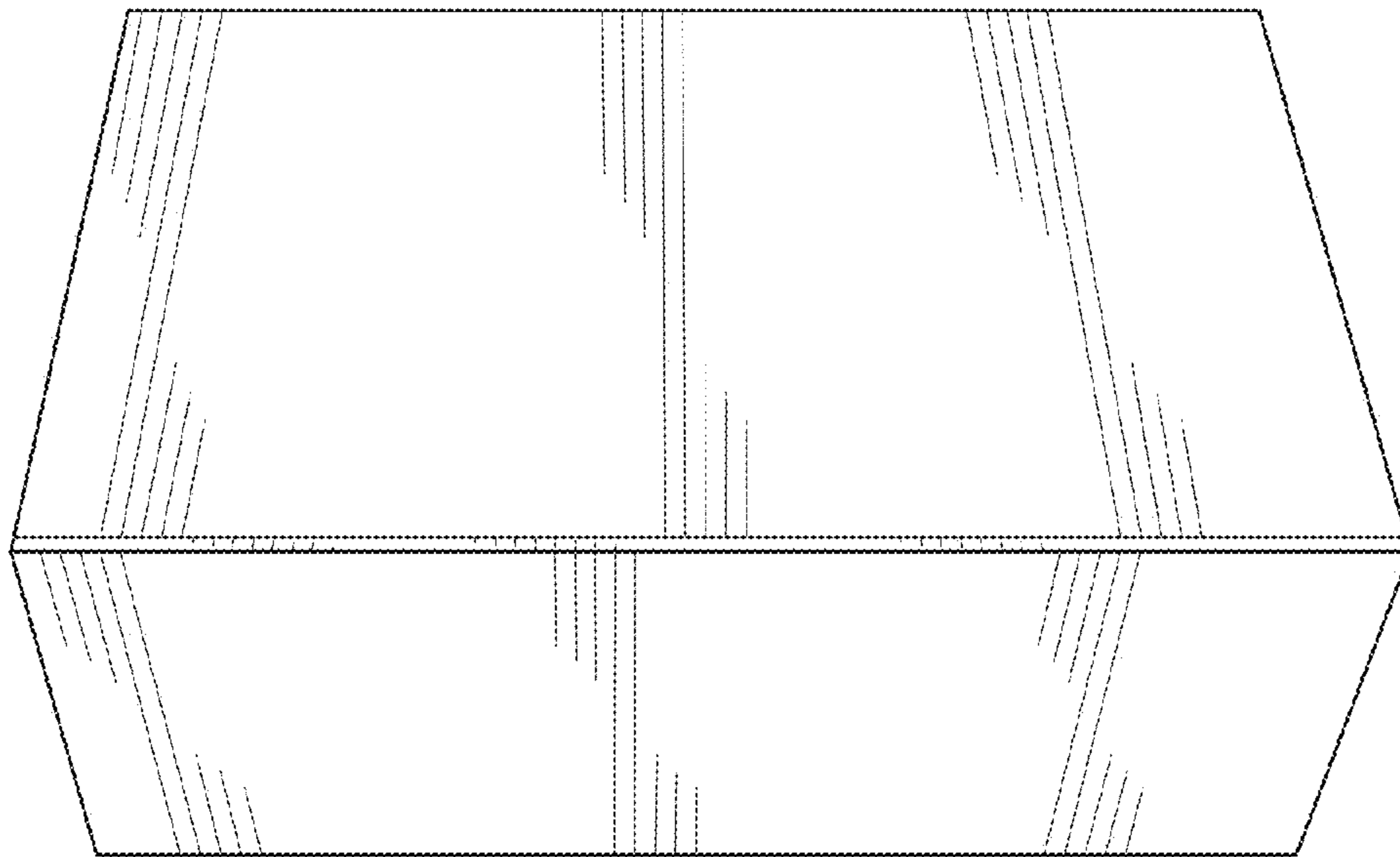


FIG. 8

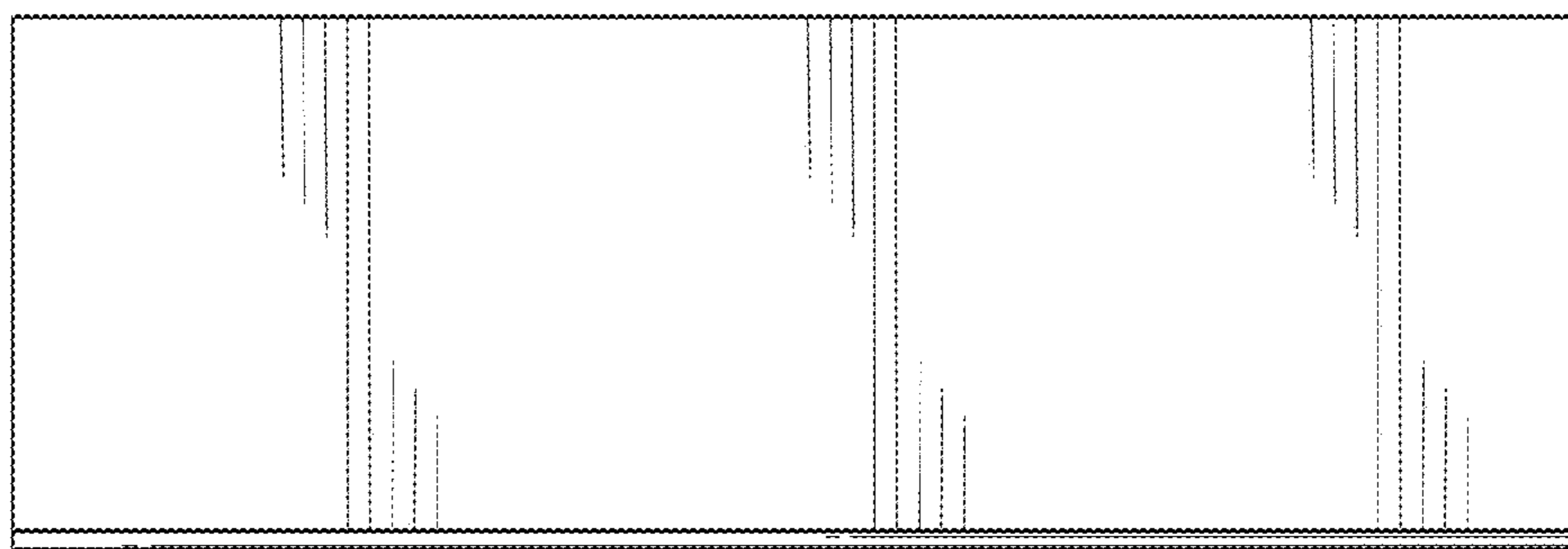


FIG. 9

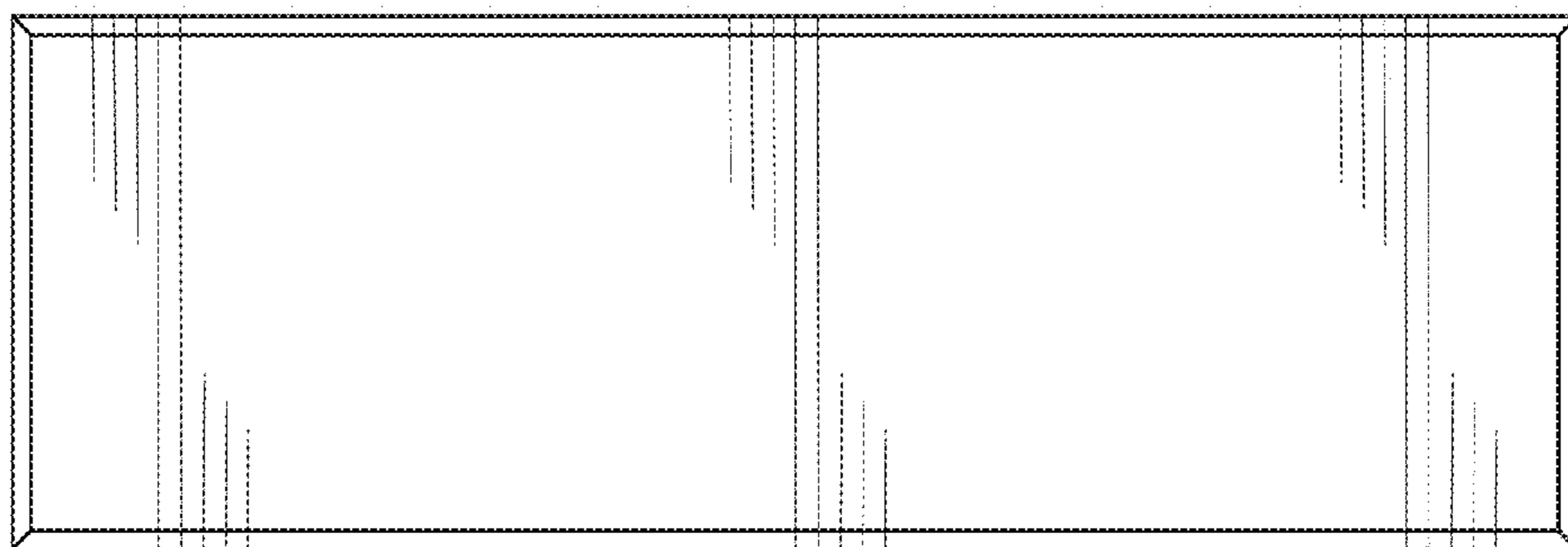


FIG. 10




FIG. 11




FIG. 12

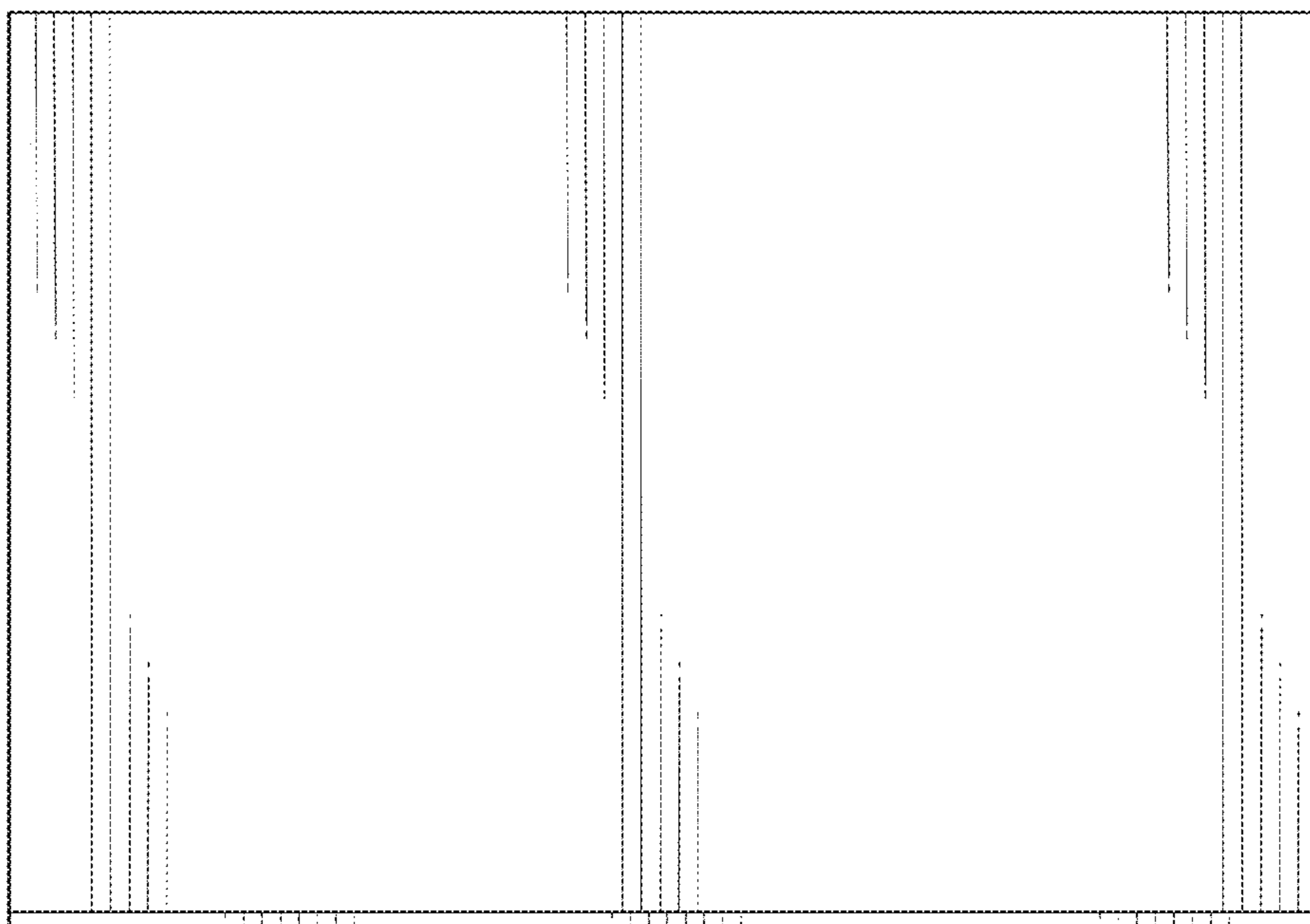


FIG. 13




FIG. 14