



US00D733964S

(12) **United States Design Patent**  
**Palmer et al.**

(10) **Patent No.:** **US D733,964 S**  
(45) **Date of Patent:** **\*\* \*Jul. 7, 2015**

- (54) **CLIPPER HEAD**
- (71) Applicant: **Medline Industries, Inc.**, Mundelein, IL (US)
- (72) Inventors: **Bradley Palmer**, Chicago, IL (US);  
**Chenglin Zheng**, Henan Province (CN)
- (73) Assignee: **MEDLINE INDUSTRIES, INC.**,  
Mundelein, IL (US)
- (\*) Notice: This patent is subject to a terminal disclaimer.
- (\*\*) Term: **14 Years**
- (21) Appl. No.: **29/493,873**
- (22) Filed: **Jun. 13, 2014**

**Related U.S. Application Data**

- (63) Continuation of application No. 29/446,526, filed on Feb. 25, 2013, now Pat. No. Des. 711,045.
- (51) **LOC (10) Cl.** ..... **28-03**
- (52) **U.S. Cl.**  
USPC ..... **D28/54**
- (58) **Field of Classification Search**  
USPC ..... D28/49-54, 44-48; 30/34.05, 32, 34.1,  
30/34.2, 43-43.92, 526-527, 44-45, 341,  
30/195-222, 272.1, 226-227, 231,  
30/233-233.5  
CPC ..... B26B 19/12; B26B 19/00; B26B 19/06;  
B26B 19/063; B26B 19/066; B26B  
19/3806-19/3893  
See application file for complete search history.

(56) **References Cited**

**U.S. PATENT DOCUMENTS**

- D342,345 S 12/1993 Yonezawa
- D377,404 S \* 1/1997 Izumi ..... D28/49
- D405,924 S \* 2/1999 Leberherz ..... D28/53

- D451,639 S 12/2001 Lior
- D566,898 S 4/2008 Hara
- D567,444 S \* 4/2008 Giannini ..... D28/54
- D567,445 S \* 4/2008 Giannini ..... D28/54
- D567,446 S 4/2008 Hara et al.
- D583,098 S \* 12/2008 Giannini ..... D28/54
- D602,636 S 10/2009 Lothar et al.
- D624,244 S 9/2010 Giannini
- D628,743 S 12/2010 Shoavi
- D696,460 S \* 12/2013 Prat-Pfister et al. .... D28/53
- D698,079 S \* 1/2014 Zheng et al. .... D28/53
- D698,086 S \* 1/2014 Zheng et al. .... D28/54
- 2003/0145469 A1 8/2003 Ogawa et al.

**FOREIGN PATENT DOCUMENTS**

- EM 000731179-0003 7/2007
- EP 1932633 B1 3/2010

\* cited by examiner

*Primary Examiner* — Jennifer Rivard

(74) *Attorney, Agent, or Firm* — McAndrews Held & Malloy, Ltd.

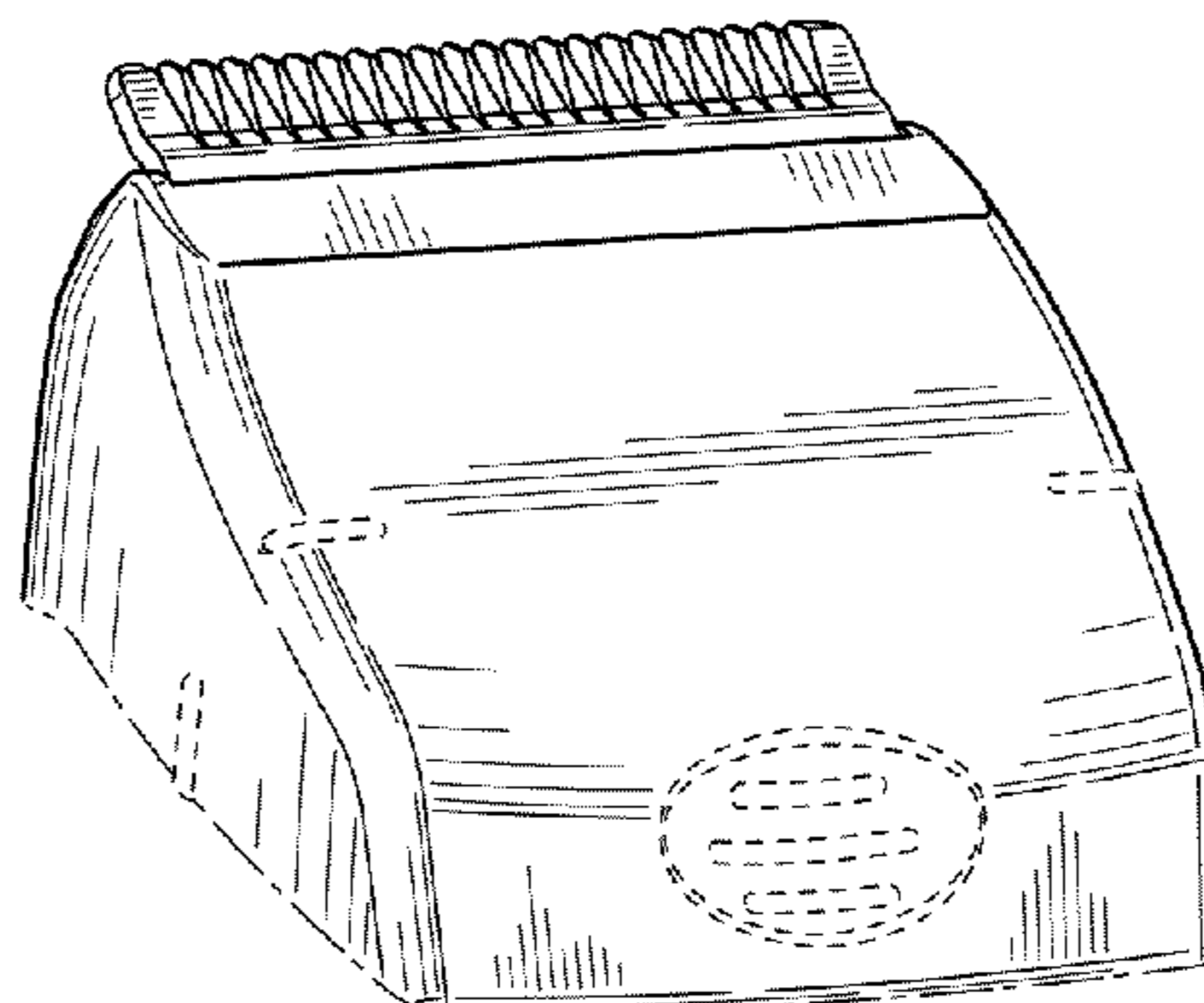
(57) **CLAIM**

The ornamental design for a clipper head, as shown and described.

**DESCRIPTION**

FIG. 1 is a front perspective view of a clipper head showing our new design;  
 FIG. 2 is a rear perspective view thereof;  
 FIG. 3 is a rear elevation view thereof;  
 FIG. 4 is a front elevation view thereof;  
 FIG. 5 is a left side elevation view thereof;  
 FIG. 6 is a right side elevation view thereof;  
 FIG. 7 is a top plan view thereof; and,  
 FIG. 8 is a bottom plan view thereof.  
 The dot dash lines in the figures represent an unclaimed boundary line and form no part of the claimed design. The even spaced broken lines are for purposes of illustrating environment and form no part of the claimed design.

**1 Claim, 1 Drawing Sheet**



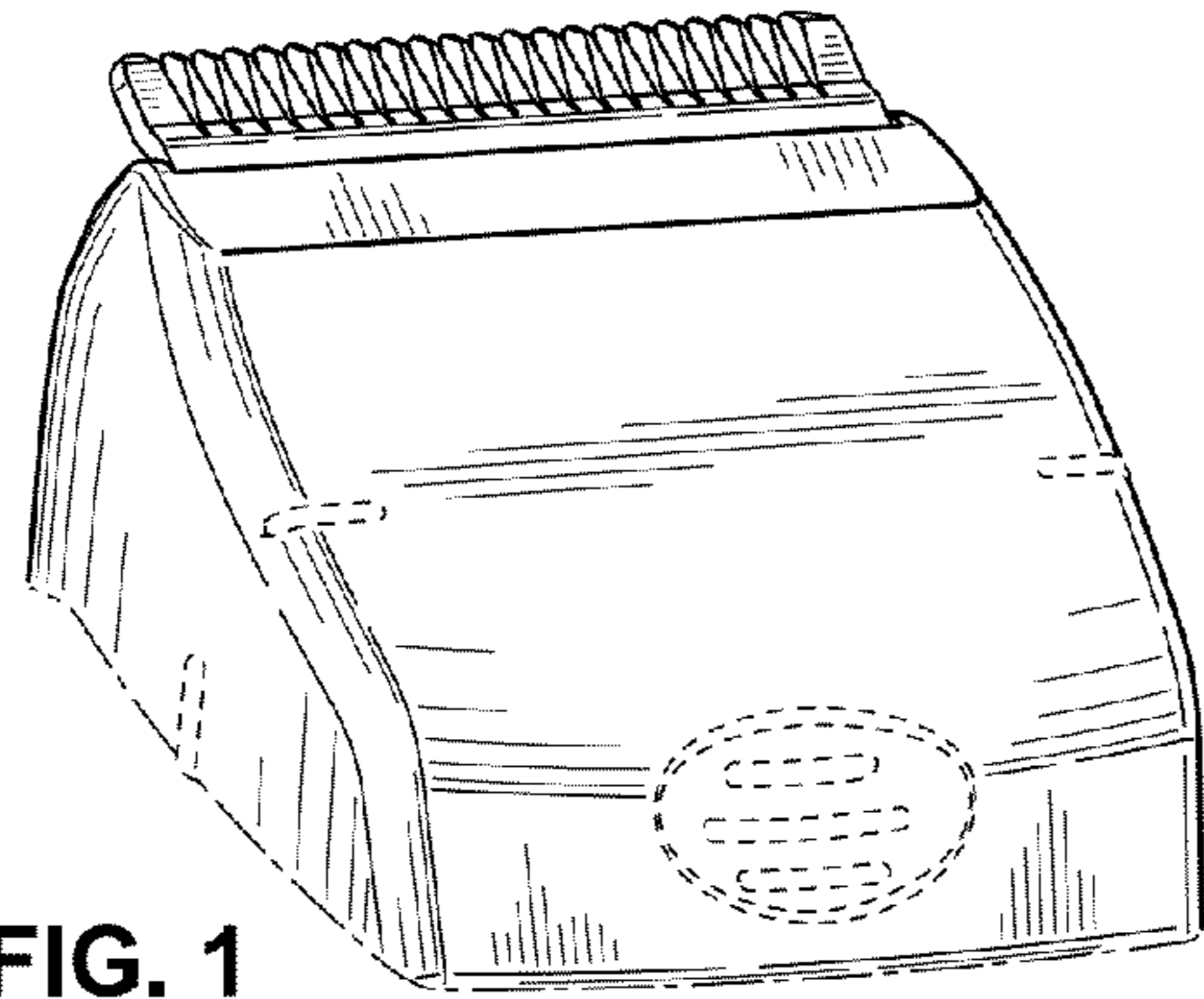


FIG. 1

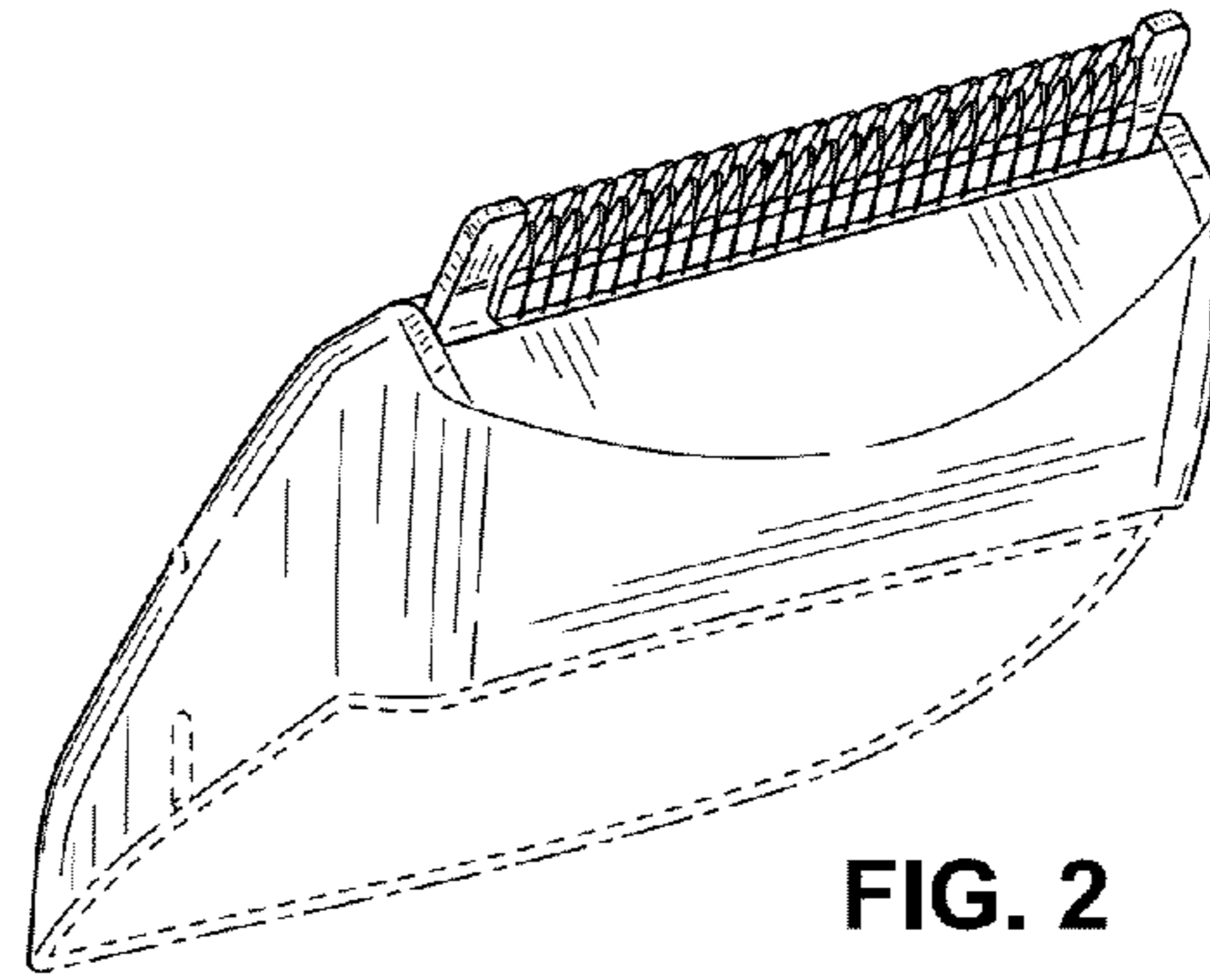


FIG. 2




FIG. 3

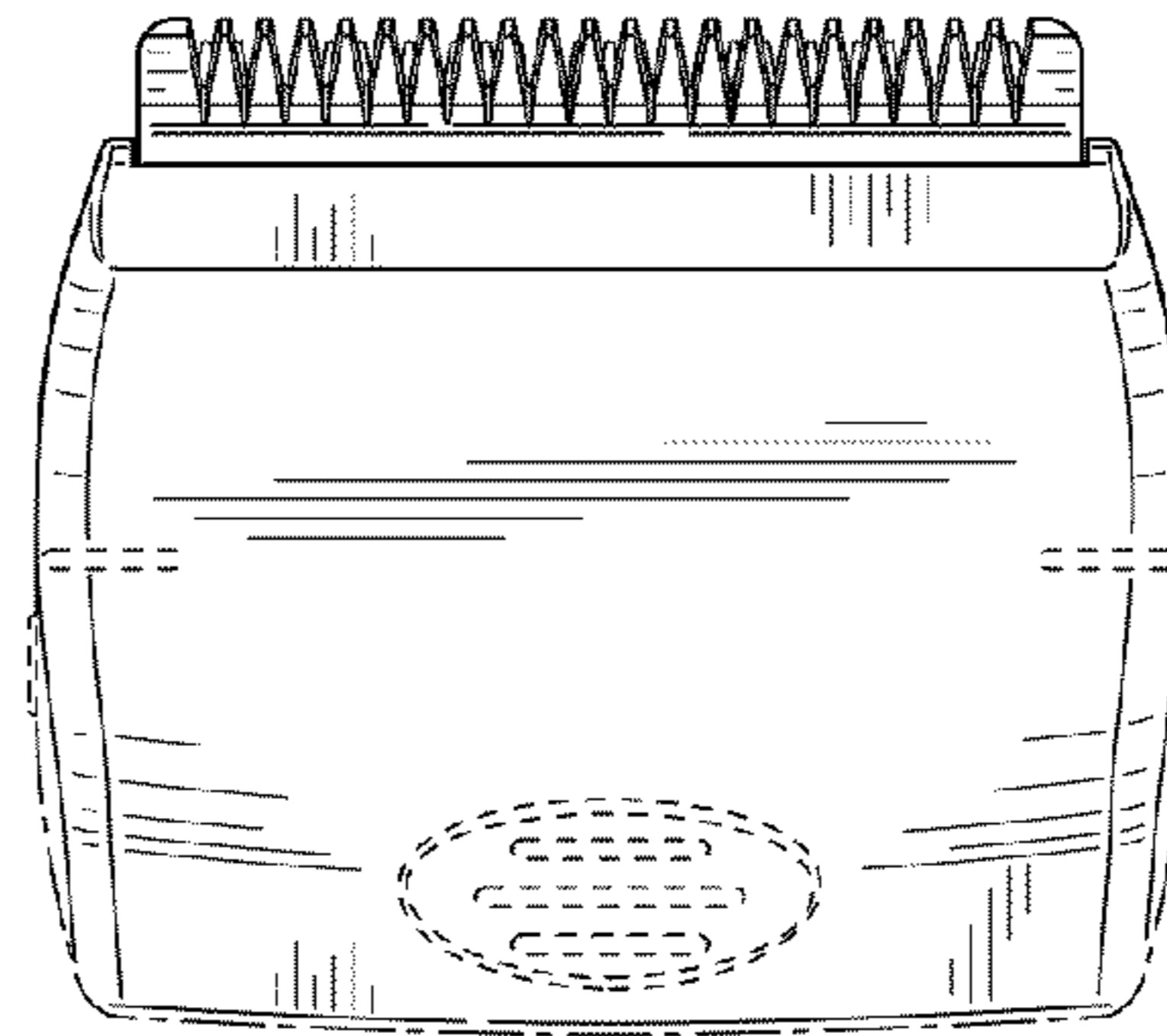


FIG. 4

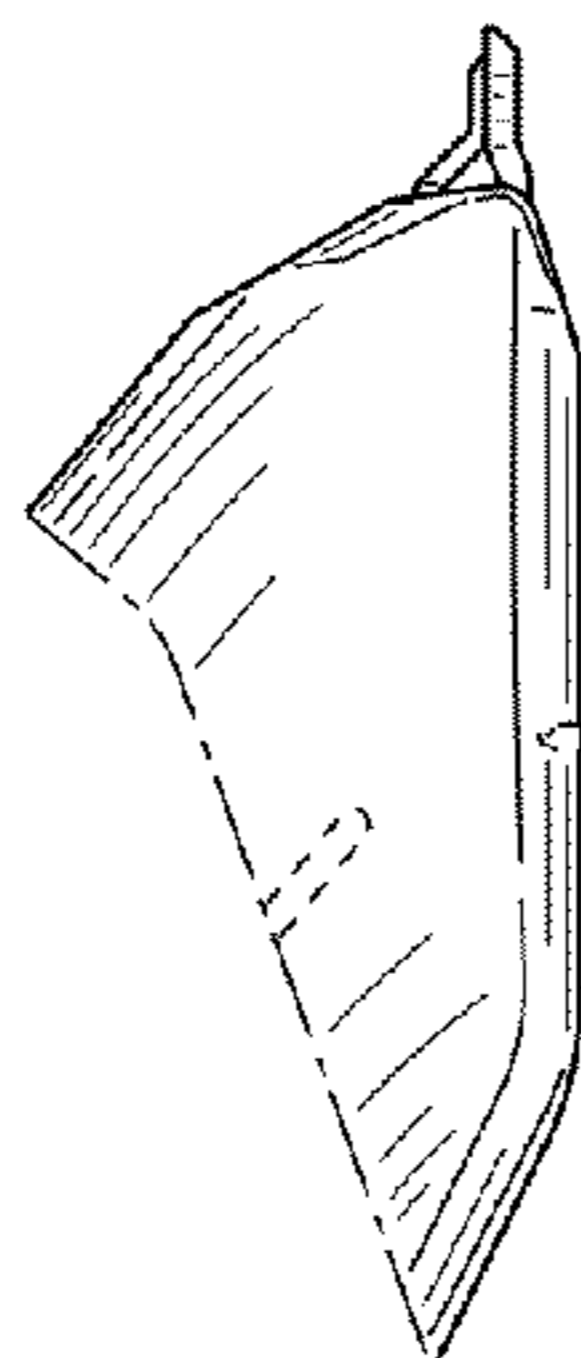


FIG. 5

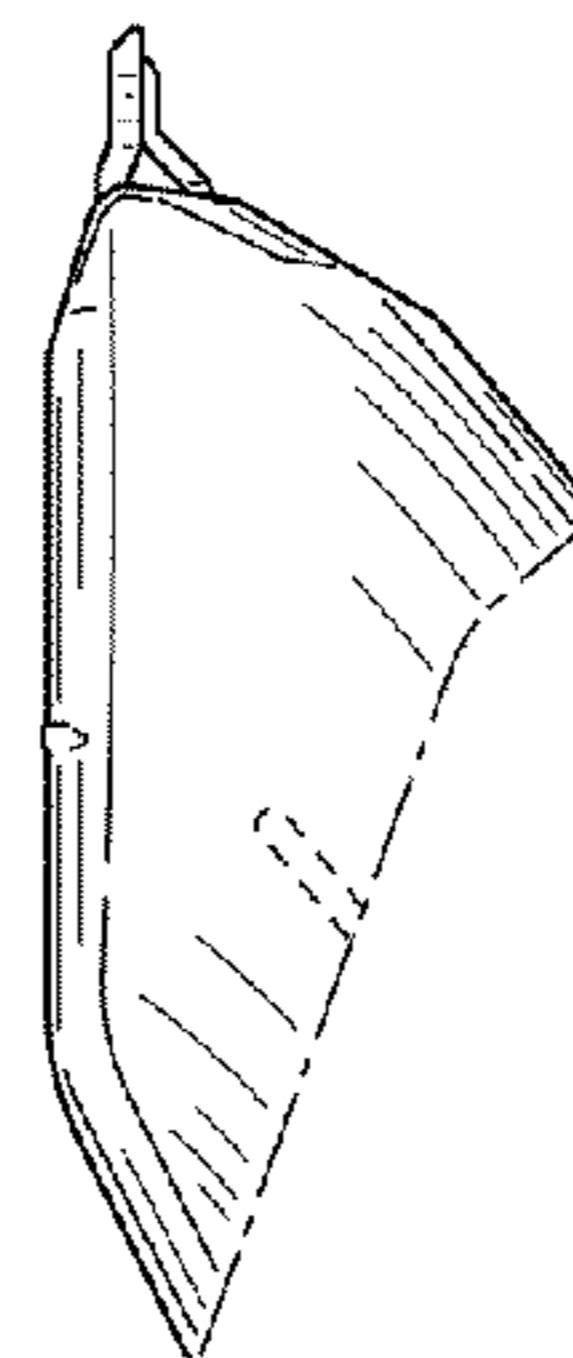


FIG. 6

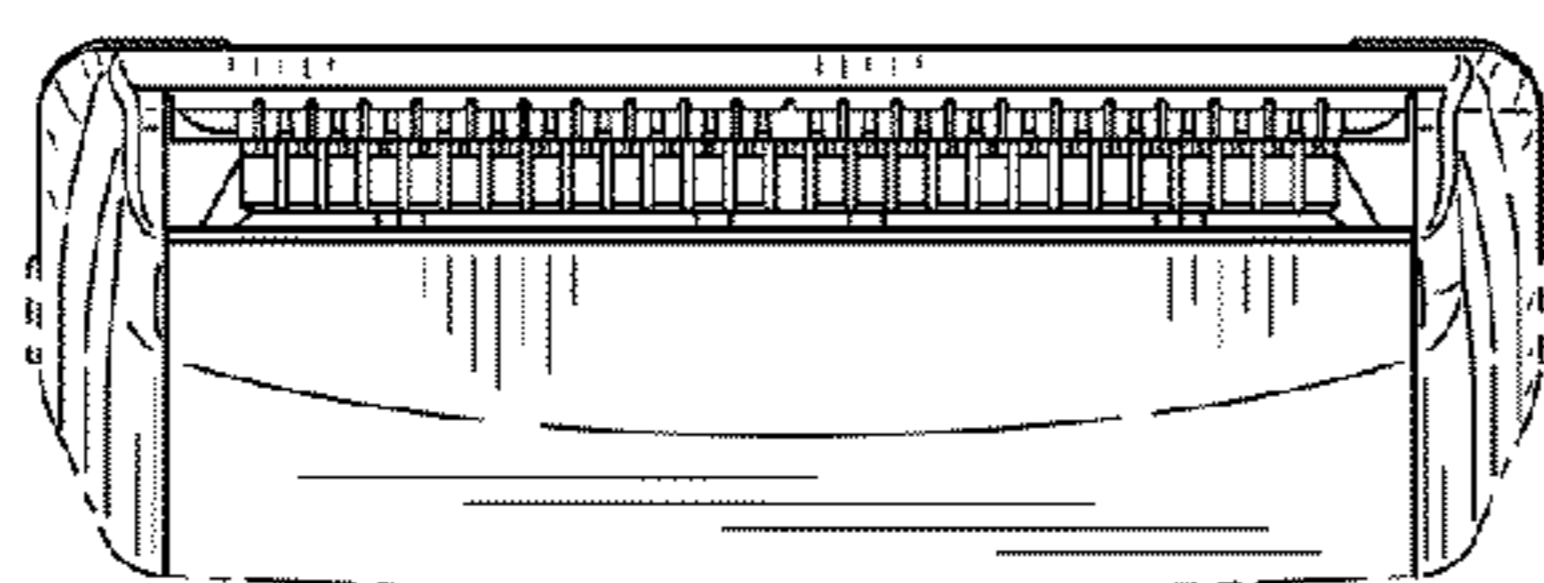


FIG. 7

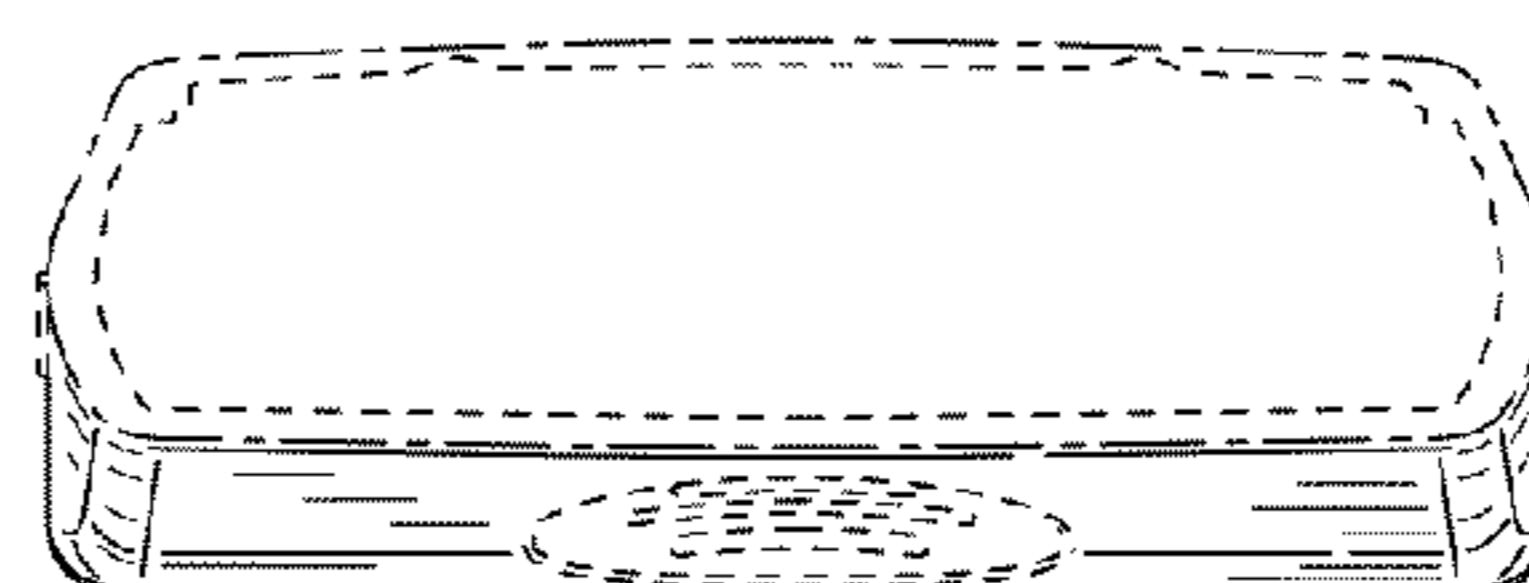


FIG. 8