



US00D733942S

(12) **United States Design Patent**
Chen

(10) **Patent No.:** **US D733,942 S**

(45) **Date of Patent:** **** Jul. 7, 2015**

(54) **LAMP TUBE**

(71) Applicant: **Geee Creations, Inc.**, Zhubei, Hsinchu County (TW)

(72) Inventor: **Yarn-Cheng Chen**, Baoshan Township, Hsinchu County (TW)

(73) Assignee: **GEEE CREATIONS, INC.**, Zhubei, Hsinchu County (TW)

(**) Term: **14 Years**

(21) Appl. No.: **29/475,290**

(22) Filed: **Dec. 2, 2013**

(51) **LOC (10) Cl.** **26-04**

(52) **U.S. Cl.**
USPC **D26/3**

(58) **Field of Classification Search**
USPC D26/1-4; 313/313, 315, 316, 317, 318,
313/493; 315/52, 53, 56, 57, 58
See application file for complete search history.

(56) **References Cited**

U.S. PATENT DOCUMENTS

D506,274 S * 6/2005 Moriyama et al. D26/3
D574,093 S * 7/2008 Kitagawa et al. D26/3
D576,749 S * 9/2008 Kitagawa et al. D26/3

FOREIGN PATENT DOCUMENTS

CN 302633573 S 11/2013

* cited by examiner

Primary Examiner — Marcus Jackson

(74) *Attorney, Agent, or Firm* — Muncy, Geissler, Olds & Lowe P.C.


(57) **CLAIM**

The ornamental design for a lamp tube, as shown and described.

DESCRIPTION

FIG. 1 is a perspective view of a lamp tube showing our new design;
FIG. 2 is a right side view of the lamp tube;
FIG. 3 is a rear view of the lamp tube;
FIG. 4 is a top view of the lamp tube;
FIG. 5 is a bottom view of the lamp tube;
FIG. 6 is a left side view of the lamp tube; and,
FIG. 7 is a front view of the lamp tube.

1 Claim, 3 Drawing Sheets



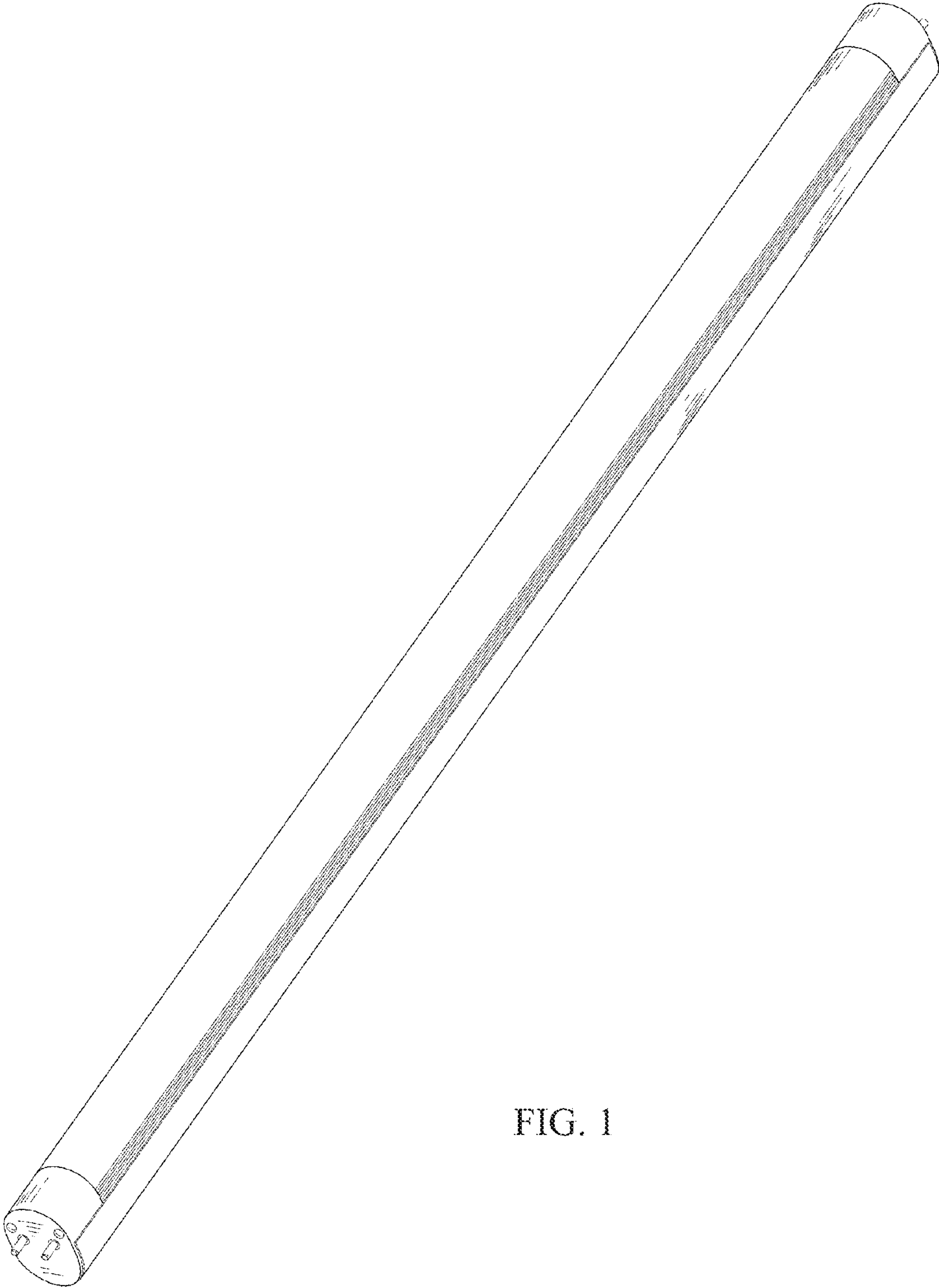


FIG. 1




FIG. 2

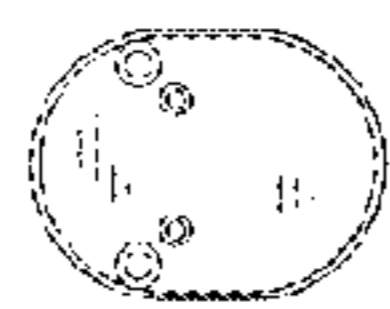


FIG. 3

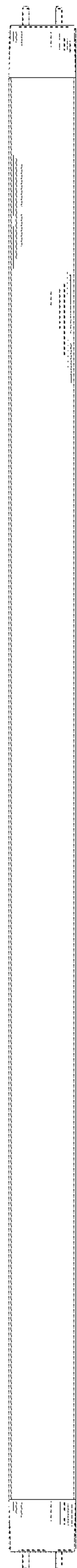


FIG. 4



FIG. 5




FIG. 6

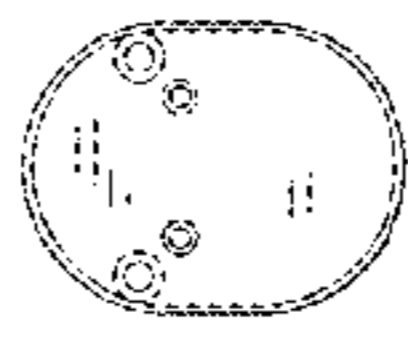


FIG. 7