



US00D733922S

(12) **United States Design Patent**
Sjolander

(10) **Patent No.:** **US D733,922 S**
(45) **Date of Patent:** **** Jul. 7, 2015**

(54) **ELECTRO-BLOTTING CARD**

(71) Applicant: **GE HEALTHCARE BIO-SCIENCES AB**, Uppsala (SE)

(72) Inventor: **Stefan Sjolander**, Uppsala (SE)

(73) Assignee: **GE Healthcare Bio-Sciences AB**, Uppsala (SE)

(**) Term: **14 Years**

(21) Appl. No.: **29/490,781**

(22) Filed: **May 13, 2014**

(30) **Foreign Application Priority Data**

Nov. 26, 2013 (EM) 002351791-0001

(51) **LOC (10) Cl.** **24-01**

(52) **U.S. Cl.**
USPC **D24/233; D20/40**

(58) **Field of Classification Search**
USPC D24/231–233, 216, 224–225; D20/10,
D20/29, 40, 22, 27; D19/10; D10/81;
204/456, 466, 600, 614, 616, 464;
283/81; 40/299.01, 611.13

See application file for complete search history.

(56) **References Cited**

U.S. PATENT DOCUMENTS

4,414,073	A *	11/1983	Iwata et al.	204/616
4,818,360	A *	4/1989	Hurd et al.	204/614
4,840,714	A *	6/1989	Littlehales	204/464
4,889,606	A *	12/1989	Dyson et al.	204/464
5,112,459	A *	5/1992	Sorge et al.	204/614
5,217,592	A *	6/1993	Jones	204/614
5,350,502	A *	9/1994	Brunk et al.	204/614
6,203,679	B1 *	3/2001	Bouis et al.	204/466
6,379,516	B1 *	4/2002	Cabilly et al.	204/456
D502,031	S *	2/2005	Cassidy et al.	D20/40
D608,457	S *	1/2010	Griffiths	D24/227
D627,827	S *	11/2010	Rogers	D20/27
8,173,002	B2 *	5/2012	Margalit et al.	204/614
8,721,860	B2 *	5/2014	Yung-Ping Chien et al. .	204/464

* cited by examiner

Primary Examiner — Wan Laymon

(74) *Attorney, Agent, or Firm* — Sutherland Asbill & Brennan LLP

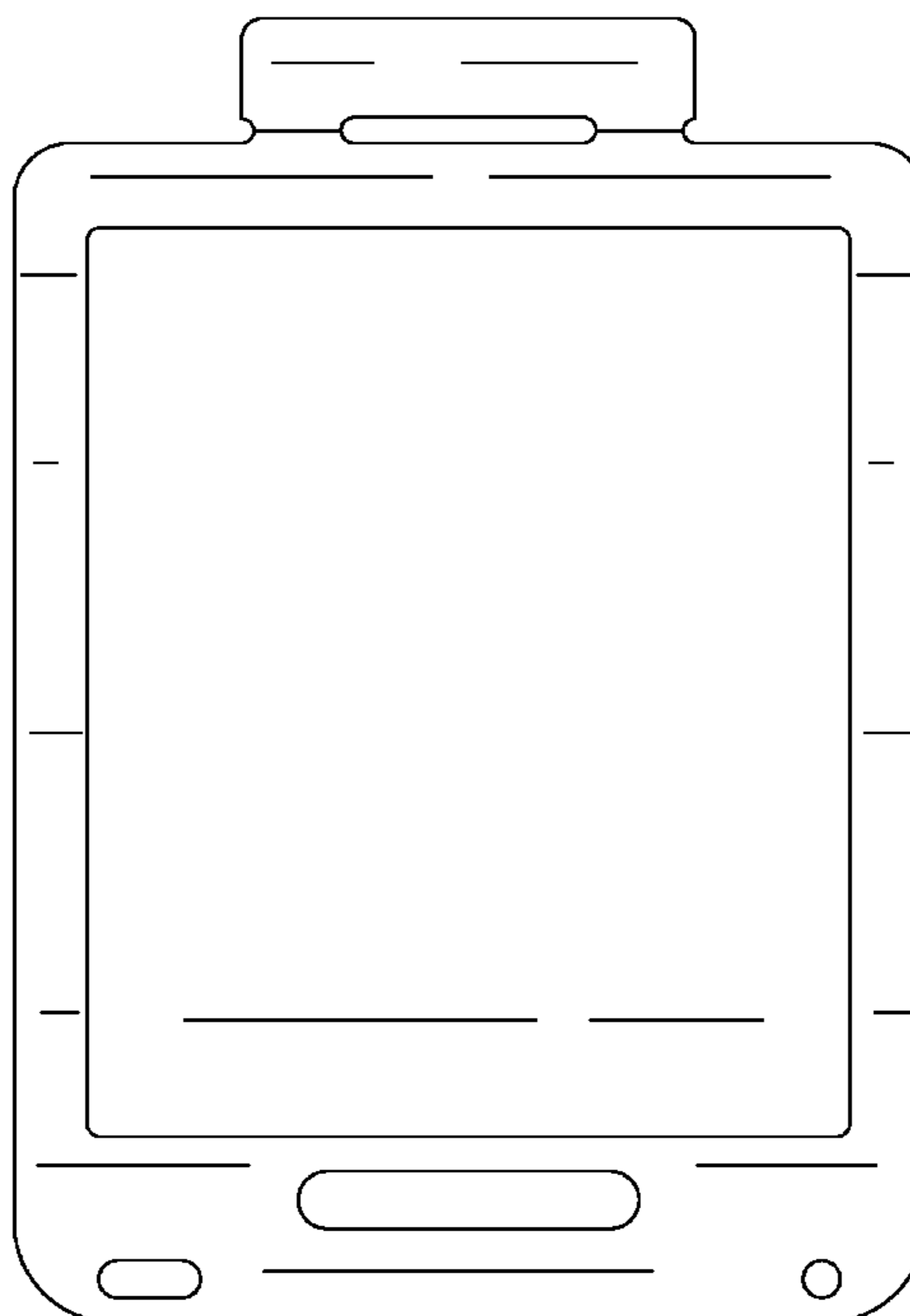

(57) **CLAIM**

The ornamental design for an electro-blotting card, as shown and described.

DESCRIPTION

FIG. 1 is a front plan view of the electro-blotting card according to the design.
FIG. 2 is a left side view of the electro-blotting card.
FIG. 3 is a right side view of the electro-blotting card.
FIG. 4 is a bottom plan view of the electro-blotting card.
FIG. 5 is a top plan view of the electro-blotting card; and,
FIG. 6 is a back plan view of the electro-blotting card.

1 Claim, 6 Drawing Sheets






FIG. 1




FIG. 2



FIG. 3



FIG. 4



FIG. 5



FIG. 6