



US00D733904S

(12) **United States Design Patent**
Oonuma et al.

(10) **Patent No.:** **US D733,904 S**
(45) **Date of Patent:** **** Jul. 7, 2015**

(54) **LEG FOR A SAMPLE TRANSPORTING APPARATUS**

(71) Applicant: **Hitachi High-Technologies Corporation**, Tokyo (JP)

(72) Inventors: **Mitsuru Oonuma**, Tokyo (JP); **Yoko Sato**, Tokyo (JP); **Hiroyuki Noda**, Tokyo (JP); **Shinji Azuma**, Tokyo (JP); **Naoto Tsujimura**, Tokyo (JP)

(73) Assignee: **HITACHI HIGH-TECHNOLOGIES CORPORATION**, Tokyo (JP)

(**) Term: **14 Years**

(21) Appl. No.: **29/493,660**

(22) Filed: **Jun. 12, 2014**

(30) **Foreign Application Priority Data**

Dec. 13, 2013 (JP) 2013-029244

(51) **LOC (10) Cl.** **24-01**

(52) **U.S. Cl.**
USPC **D24/216**

(58) **Field of Classification Search**
USPC D24/216, 231, 232, 107; D34/19, 23;
D7/605, 552.2; D15/81, 83; 62/78,
62/457.1, 457.2, 457.9; 435/1.1, 1.2, 1.3,
435/284.1; D8/373, 380; D6/708, 708.17,
D6/708.22, 709

See application file for complete search history.

(56) **References Cited**

U.S. PATENT DOCUMENTS

D265,364	S	*	7/1982	Walker	D6/495
D338,374	S	*	8/1993	Jacobson	D7/552.2
D371,027	S	*	6/1996	Skurman	D6/499
7,607,630	B2	*	10/2009	Jung et al.	248/440.1
D671,653	S	*	11/2012	Kravitz et al.	D24/216
D705,943	S	*	5/2014	Chang et al.	D24/216
2008/0149645	A1	*	6/2008	Shin	220/592.01

* cited by examiner

Primary Examiner — Anhdao Doan

(74) *Attorney, Agent, or Firm* — Baker Botts L.L.P.

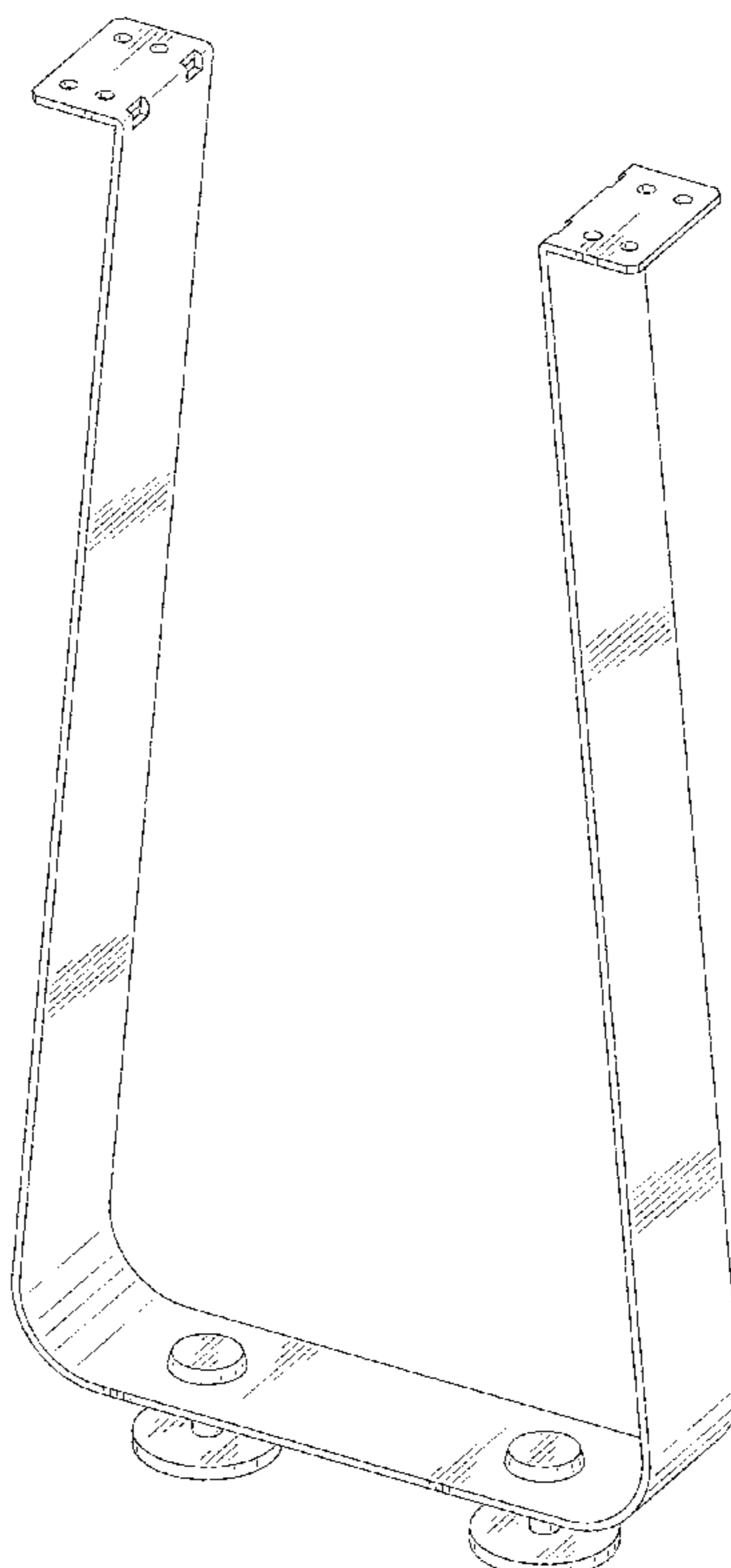
(57) **CLAIM**

We claim the ornamental design for an a leg for a sample transporting apparatus, as shown.

DESCRIPTION

FIG. 1 is a front, top and right side perspective view of an a leg for a sample transporting apparatus showing our new design; FIG. 2 is a front elevational view thereof; FIG. 3 is a right side elevational view thereof; FIG. 4 is a rear elevational view thereof; FIG. 5 is a left side elevational view thereof; FIG. 6 is a top plan view thereof; and, FIG. 7 is a bottom plan view thereof.

1 Claim, 4 Drawing Sheets



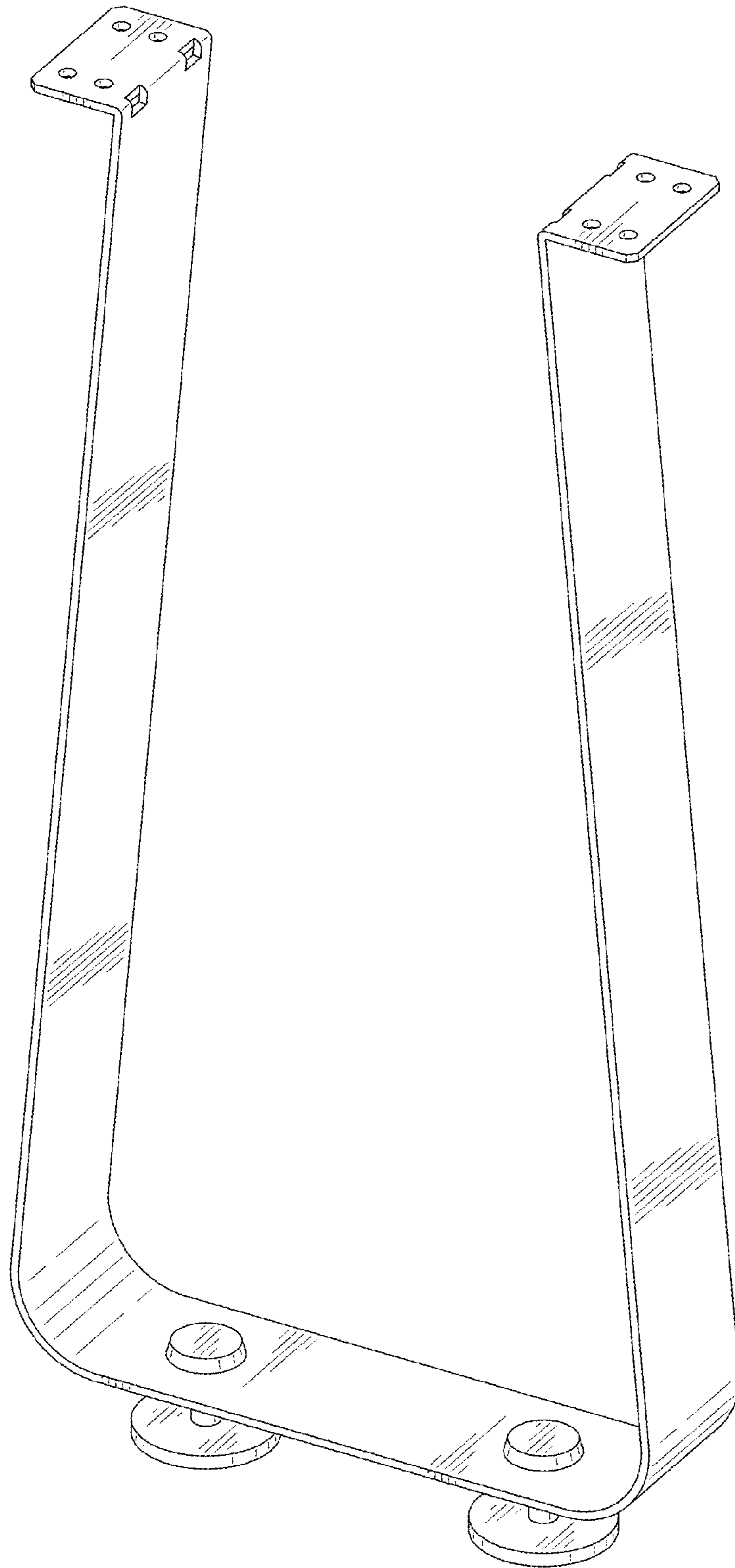


FIG. 1




FIG. 2




FIG. 3




FIG. 4




FIG. 5




FIG. 6



FIG. 7