



US00D733903S

(12) **United States Design Patent**  
**Tong et al.**

(10) **Patent No.:** **US D733,903 S**  
(45) **Date of Patent:** **\*\* Jul. 7, 2015**

(54) **VIBRATOR**

(71) Applicant: **SHENZHEN FREE INTERACTIVE INC.**, Shenzhen, Guangdong (CN)

(72) Inventors: **Lixin Tong**, Shenzhen (CN); **Weidong Zhang**, Shenzhen (CN); **Xuegang Lv**, Shenzhen (CN); **Bing Zhang**, Shenzhen (CN)

(73) Assignee: **SHENZHEN FREE INTERACTIVE INC.**, Shenzhen (CN)

(\*\*) Term: **14 Years**

(21) Appl. No.: **29/499,737**

(22) Filed: **Aug. 19, 2014**

(51) **LOC (10) Cl.** ..... **28-03**

(52) **U.S. Cl.**  
USPC ..... **D24/215**

(58) **Field of Classification Search**  
USPC ..... D24/211–215; 601/114, 120, 121, 124, 601/125, 130, 131, 134, 135, 136, 137; D28/91.2  
CPC ..... A61H 19/00; A61H 19/30; A61H 19/32; A61H 19/34; A61H 19/40; A61H 19/44; A61H 19/50  
See application file for complete search history.

(56) **References Cited**

**U.S. PATENT DOCUMENTS**

2,985,175 A \* 5/1961 Rich ..... 131/349  
3,375,381 A \* 3/1968 Tavel ..... 310/81  
D234,724 S \* 4/1975 Tavel ..... D24/214

D237,807 S \* 11/1975 Russell ..... D27/188  
D273,132 S \* 3/1984 Moloff ..... D24/214  
D426,311 S \* 6/2000 Horowitz et al. .... D24/215  
D454,959 S \* 3/2002 Harris et al. .... D24/215  
D485,910 S \* 1/2004 Chan ..... D24/215  
D503,358 S \* 3/2005 Lee ..... D11/149  
D602,153 S \* 10/2009 Osterberg ..... D24/105  
D624,693 S \* 9/2010 Mercado ..... D27/101  
D636,888 S \* 4/2011 Nikitezuk et al. .... D24/215  
D648,862 S \* 11/2011 Yen ..... D24/215  
D685,105 S \* 6/2013 Marshall ..... D24/215  
D688,382 S \* 8/2013 Marshall ..... D24/215  
D693,933 S \* 11/2013 Tai ..... D24/215  
D694,417 S \* 11/2013 Tai ..... D24/215

\* cited by examiner

*Primary Examiner* — Sandra Snapp

(57) **CLAIM**

The ornamental design for a vibrator, as shown and described.

**DESCRIPTION**

The patent or application file contains at least one drawing executed in color. Copies of this patent or patent application publication with color drawing(s) will be provided by the Office upon request and payment of the necessary fee.

FIG. 1 is a front elevational view of a vibrator showing our new design;

FIG. 2 is a rear elevational view thereof;

FIG. 3 is a left side view thereof;


FIG. 4 is a right side view thereof;

FIG. 5 is a top plan view thereof;

FIG. 6 is a bottom plan view thereof; and,

FIG. 7 is a perspective view thereof.

**1 Claim, 6 Drawing Sheets**  
**(6 of 6 Drawing Sheet(s) Filed in Color)**






Fig. 1




Fig. 2




Fig. 3




Fig. 4




Fig. 5




Fig. 6




Fig. 7