

US00D733894S

(12) **United States Design Patent**
Ortega

(10) **Patent No.:** **US D733,894 S**

(45) **Date of Patent:** **** Jul. 7, 2015**

- (54) **POPLITEAL OPEN/CLOSED KNEE BRACE**
- (71) Applicant: **WEBER ORTHOPEDIC, INC.**, Santa Paula, CA (US)
- (72) Inventor: **Martha Ortega**, Oxnard, CA (US)
- (73) Assignee: **Weber Orthopedic Inc.**, Santa Paula, CA (US)

7,217,249	B2 *	5/2007	Scott	602/23
D573,713	S *	7/2008	Mueller et al.	D24/190
7,749,181	B2 *	7/2010	Simmons et al.	602/23
D635,267	S *	3/2011	Chiang	D24/190
D654,182	S *	2/2012	Chiang	D24/190
D683,859	S *	6/2013	Forbes et al.	D24/190
2003/0204156	A1 *	10/2003	Nelson et al.	602/26
2004/0225245	A1 *	11/2004	Nelson	602/26
2005/0038367	A1 *	2/2005	McCormick et al.	602/26
2009/0131844	A1 *	5/2009	Dean et al.	602/36
2012/0165713	A1 *	6/2012	Forbes et al.	602/26

(*) Notice: This patent is subject to a terminal disclaimer.

* cited by examiner

(**) Term: **14 Years**

Primary Examiner — Eric Goodman

Assistant Examiner — Jennifer Watkins

(21) Appl. No.: **29/469,096**

(74) *Attorney, Agent, or Firm* — Paul Y. Feng; One LLP

(22) Filed: **Oct. 7, 2013**

(51) **LOC (10) Cl.** **24-04**

(52) **U.S. Cl.**
USPC **D24/190**

(58) **Field of Classification Search**
USPC D24/188–190; D29/121.1; 602/3, 5, 6,
602/16, 21–23, 26, 60–64; 2/16, 22, 24;
128/869, 879, 892, DIG. 20
See application file for complete search history.

(56) **References Cited**

U.S. PATENT DOCUMENTS

5,865,776	A *	2/1999	Springs	602/26
6,080,121	A *	6/2000	Madow et al.	602/5
D501,927	S *	2/2005	McCormick et al.	D24/190
7,004,919	B2 *	2/2006	Gaylord et al.	602/62

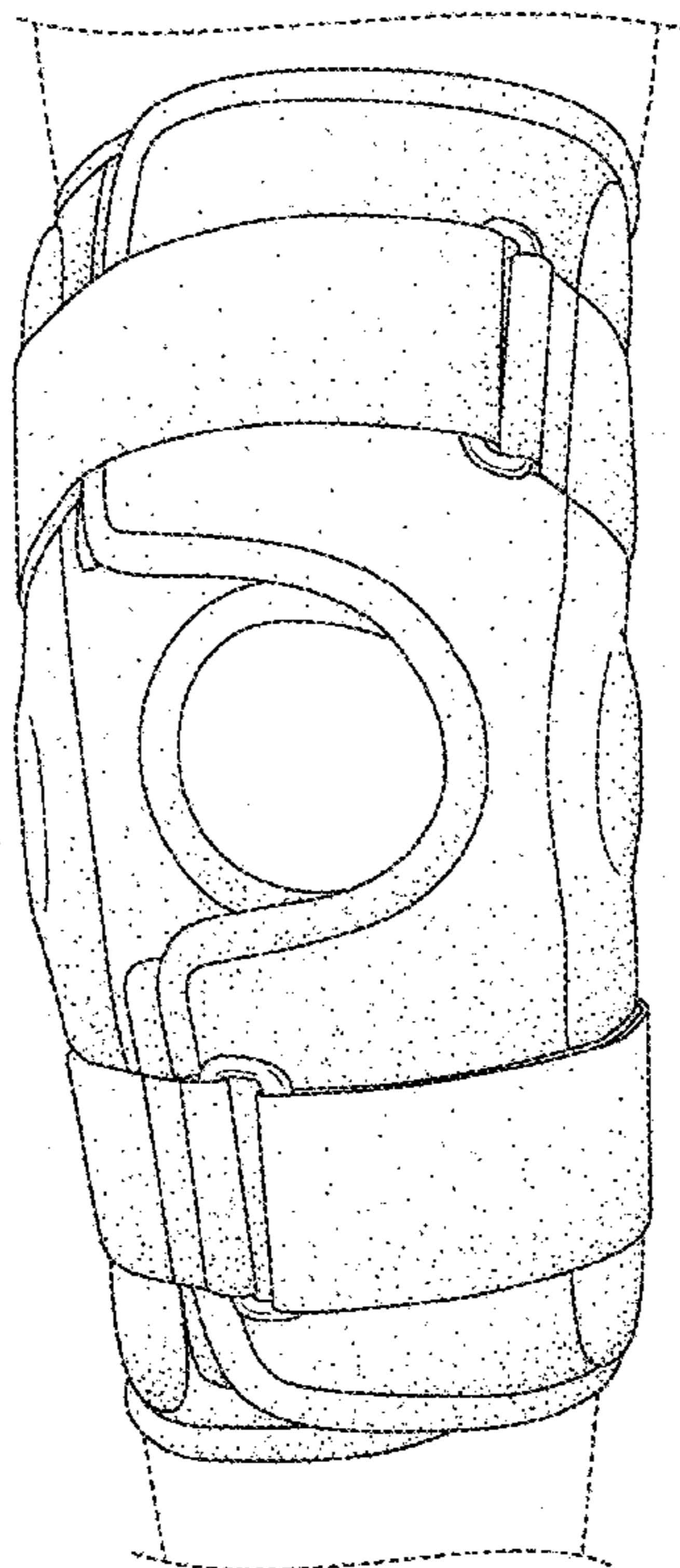
(57) **CLAIM**

The design for a popliteal open/closed knee brace, as shown and described.

DESCRIPTION

FIG. 1 is a front view of a first embodiment of the popliteal open/closed knee brace, showing the new design; FIG. 2 is a left side view of the popliteal open/closed knee brace; FIG. 3 is a rear view thereof; FIG. 4 is a right side view thereof; and, FIG. 5 is a right front perspective view thereof. The broken line showing of a leg is for the purpose of illustrating environment that forms no part of the claimed design.

1 Claim, 5 Drawing Sheets



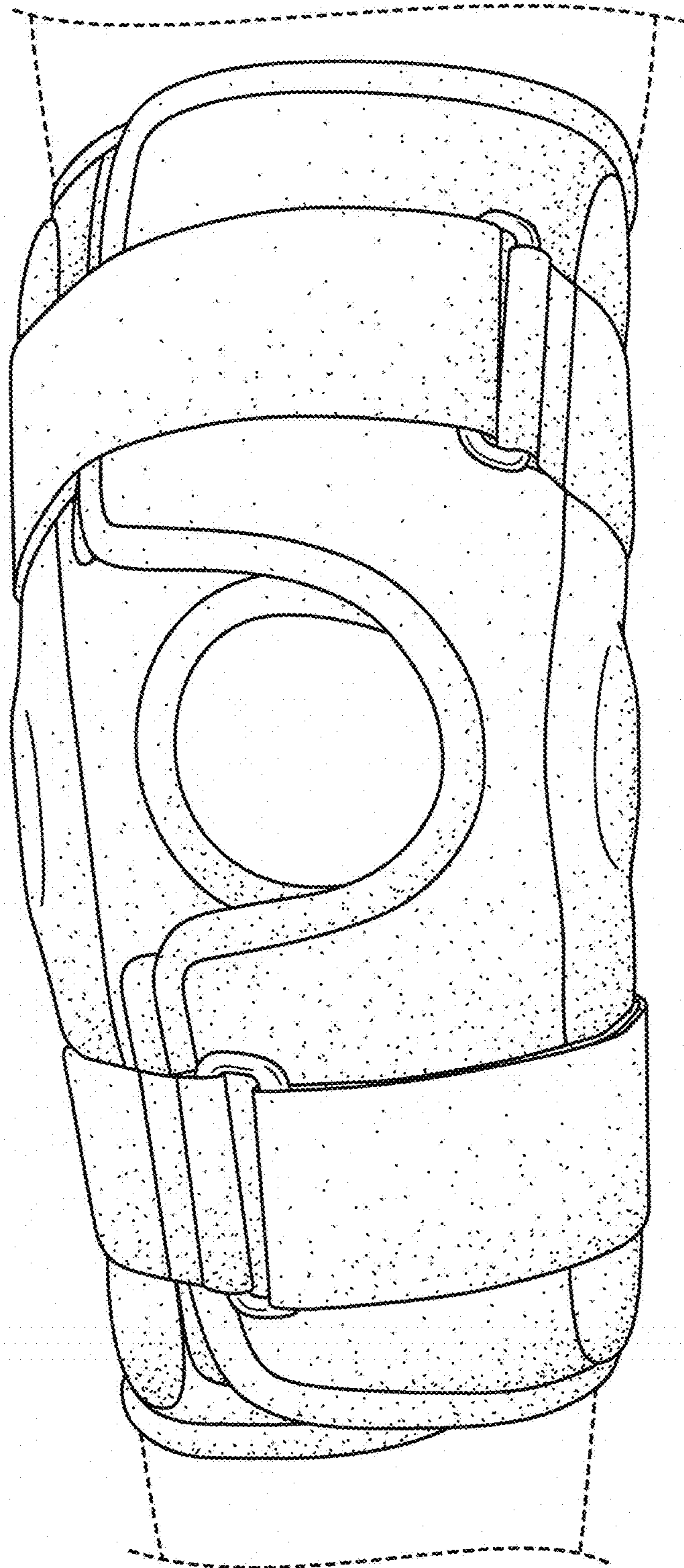


FIG. 1

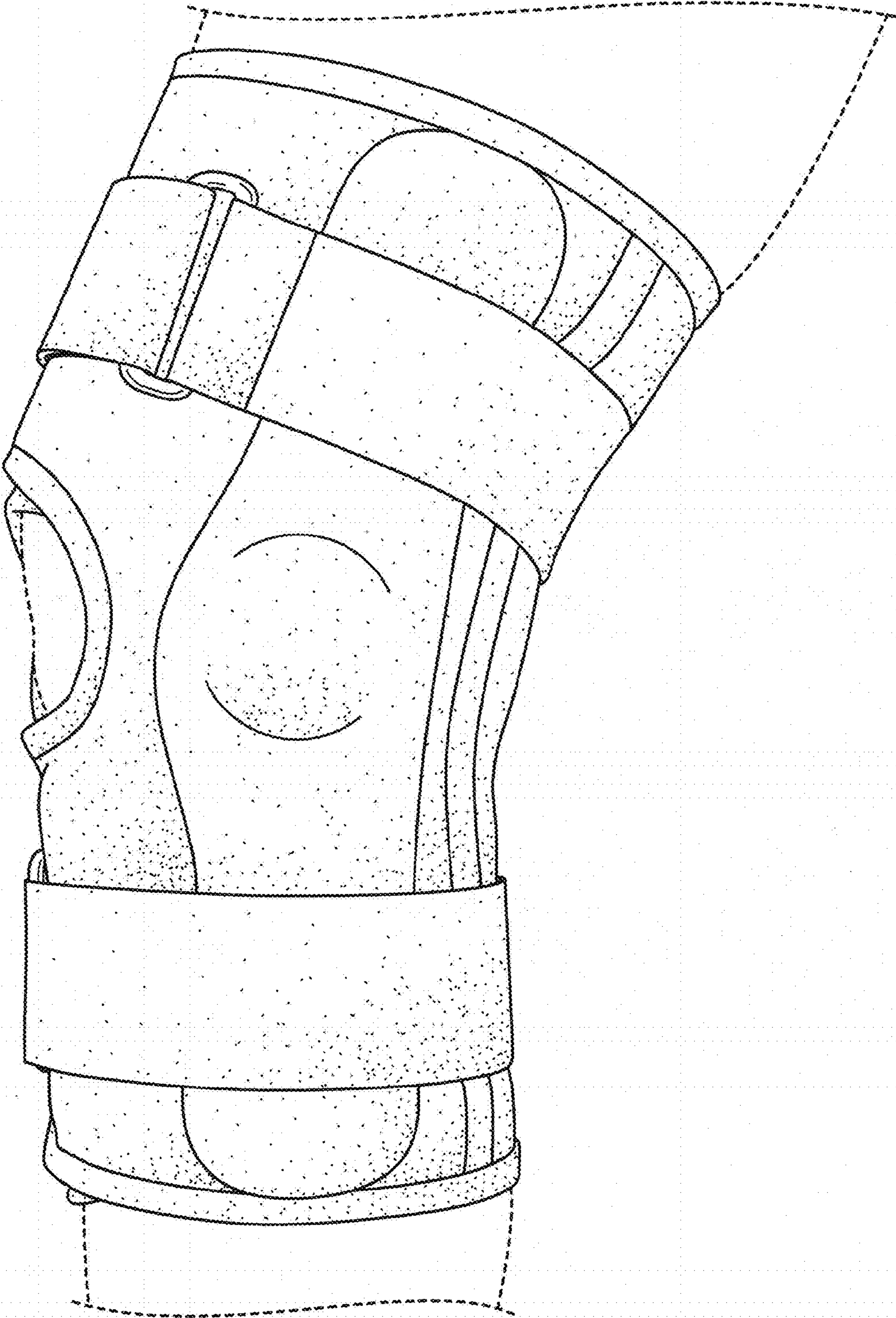


FIG. 2

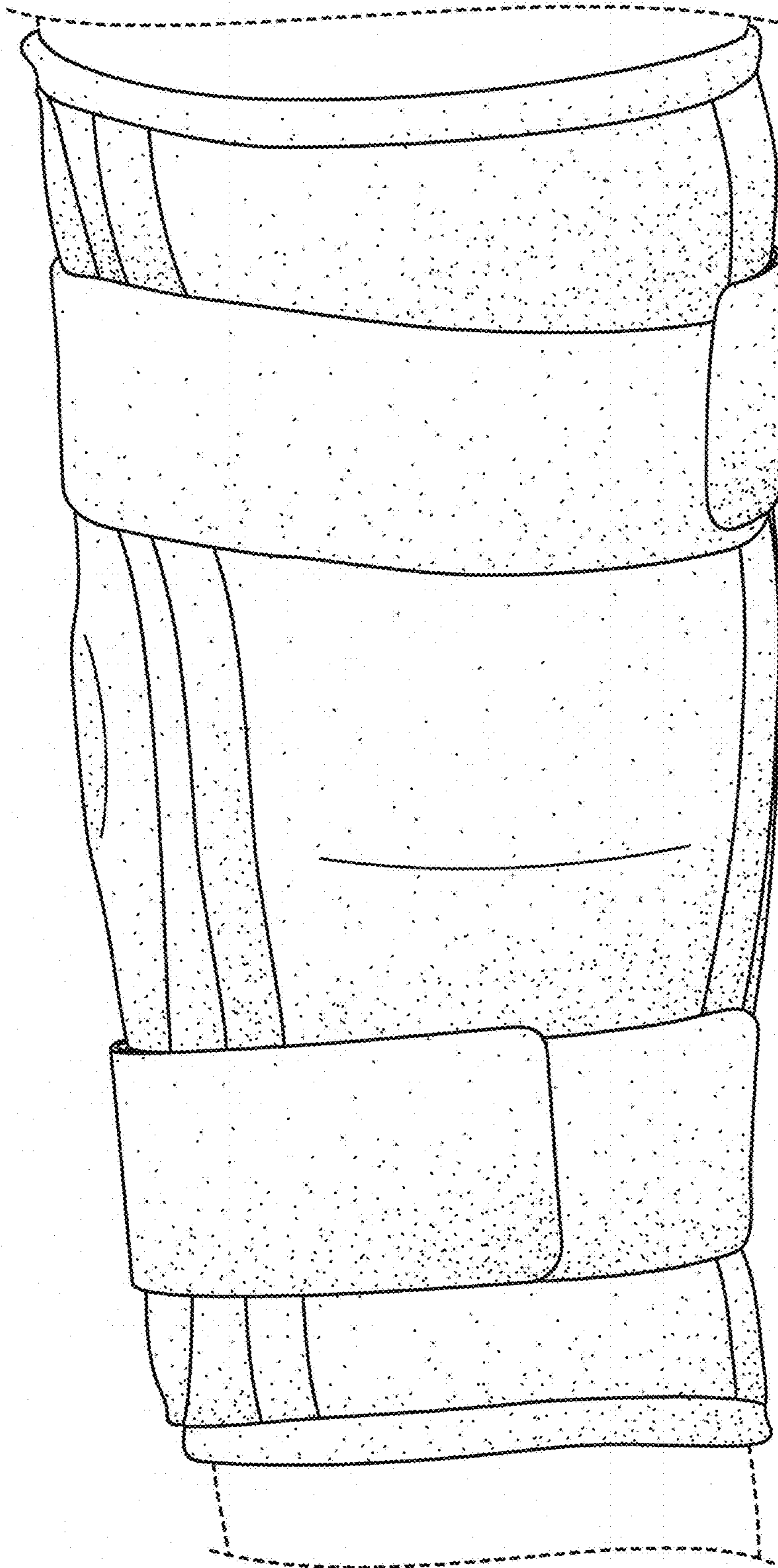


FIG. 3

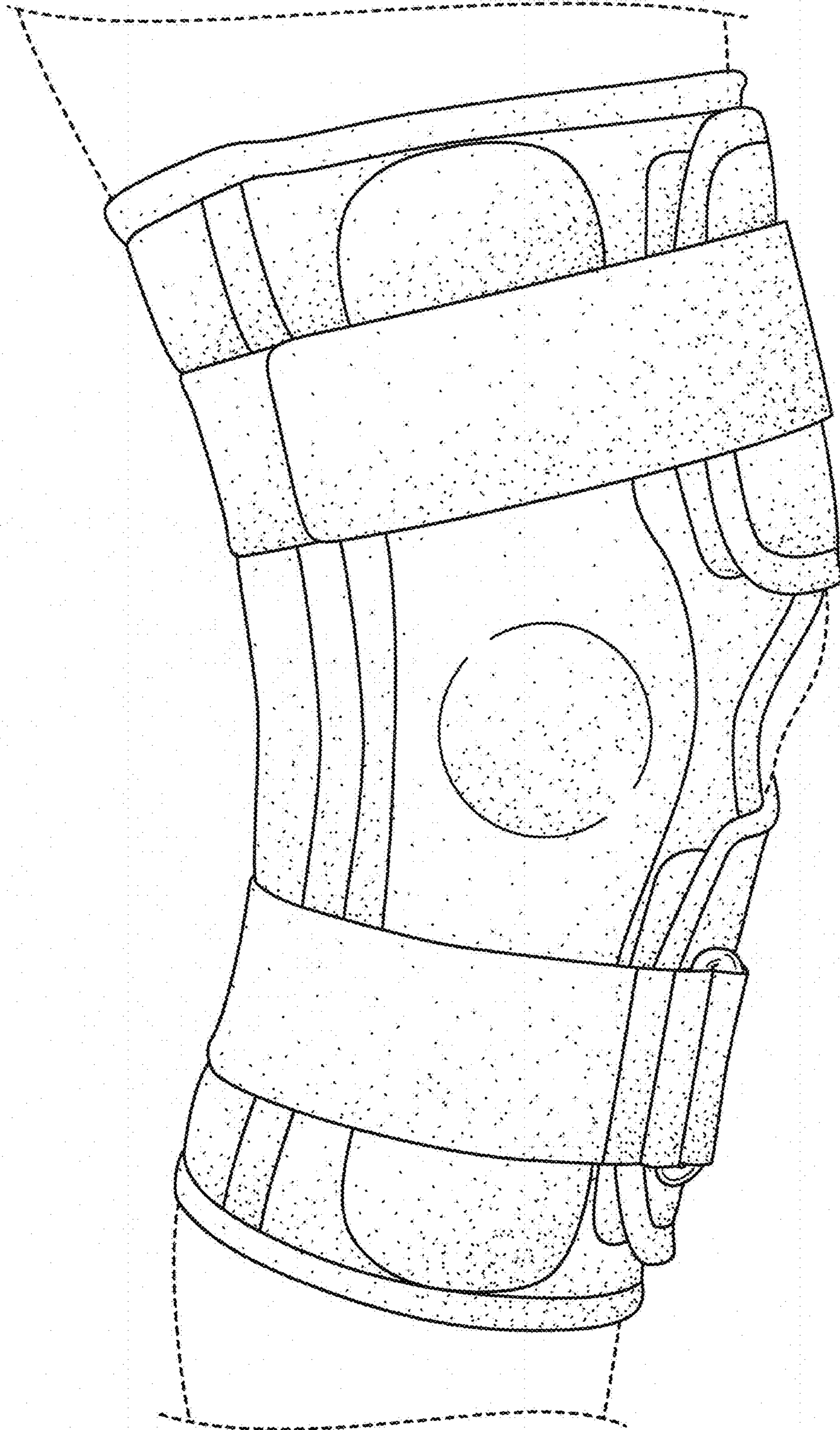


FIG. 4

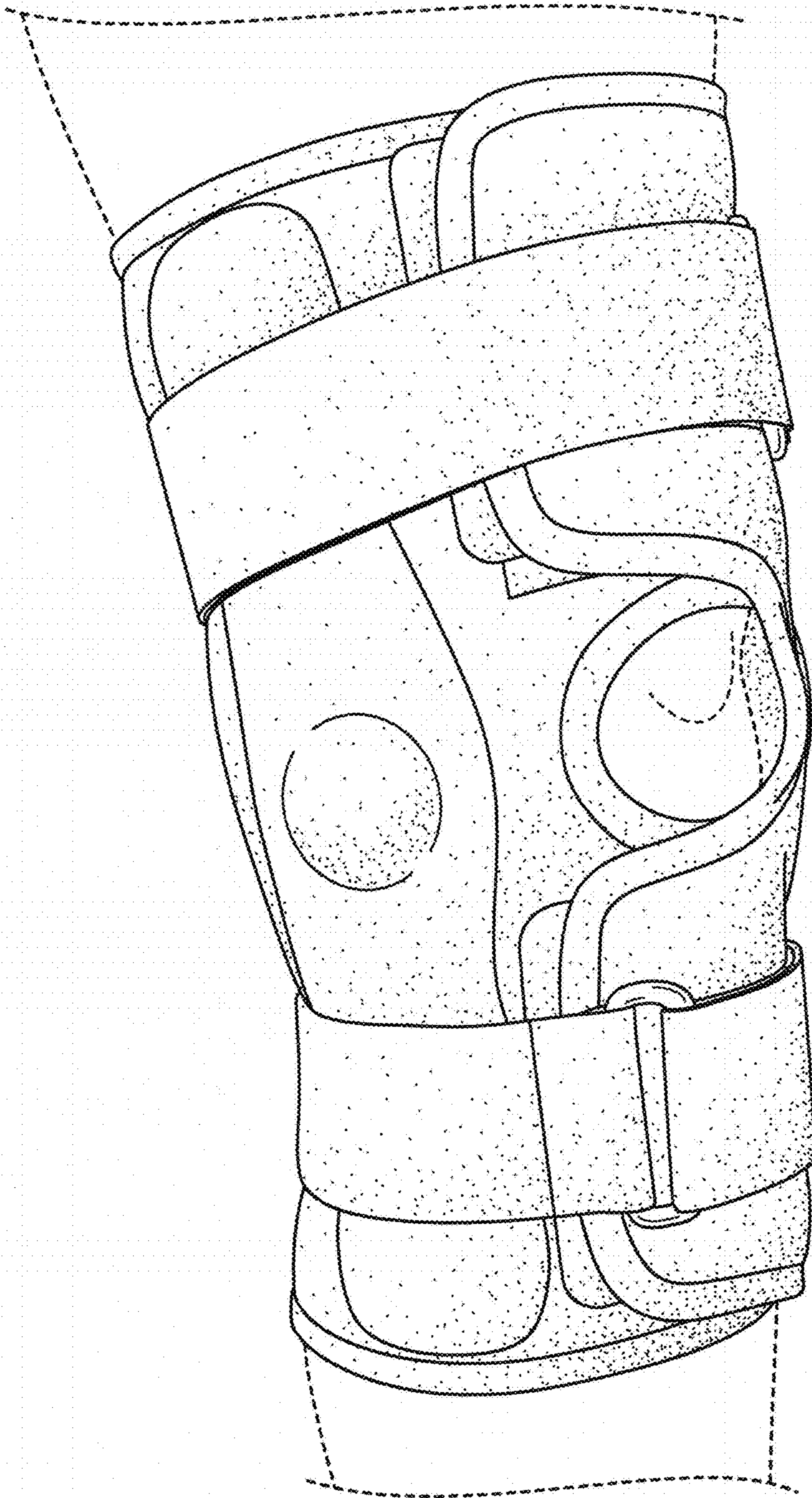


FIG. 5