



US00D733830S

(12) **United States Design Patent**
Chvala

(10) **Patent No.:** **US D733,830 S**

(45) **Date of Patent:** **** Jul. 7, 2015**

- (54) **CONTOURED PISTOL GRIP**
- (71) Applicant: **ATI IP, LLC**, Cedarburg, WI (US)
- (72) Inventor: **John R. Chvala**, Grafton, WI (US)
- (73) Assignee: **ATI IP, LLC**, Cedarburg, WI (US)
- (**) Term: **14 Years**
- (21) Appl. No.: **29/481,304**
- (22) Filed: **Feb. 4, 2014**
- (51) **LOC (10) Cl.** **22-01**
- (52) **U.S. Cl.**
USPC **D22/108**
- (58) **Field of Classification Search**
USPC D22/108; 362/109–114; 42/90, 94, 114,
42/117, 124–127, 131, 146
CPC F41C 23/10; F41C 23/14; F41C 23/16;
F41C 23/18
See application file for complete search history.

7,478,495	B1 *	1/2009	Alzamora et al.	42/74
D598,067	S	8/2009	Siddle et al.		
D598,517	S	8/2009	Siddle et al.		
D599,430	S	9/2009	Siddle et al.		
D600,310	S	9/2009	Fitzpatrick et al.		
D639,889	S	6/2011	Troy, Jr.		
D648,412	S	11/2011	Cook et al.		
D651,275	S	12/2011	Emde et al.		
8,151,504	B1	4/2012	Aiston		
D673,238	S	12/2012	Siddle et al.		
D692,517	S *	10/2013	Faifer	D22/108
2011/0107643	A1 *	5/2011	Fitzpatrick et al.	42/72
2011/0173861	A1 *	7/2011	Roth	42/71.01
2011/0283581	A1 *	11/2011	Freed	42/49.01
2011/0283585	A1 *	11/2011	Cabahug et al.	42/73
2012/0017482	A1 *	1/2012	Chvala	42/71.01

* cited by examiner

Primary Examiner — Michael A Pratt

(74) *Attorney, Agent, or Firm* — Andrus Intellectual Property Law, LLP

(57) **CLAIM**

The ornamental design for a contoured pistol grip, as shown and described.

DESCRIPTION

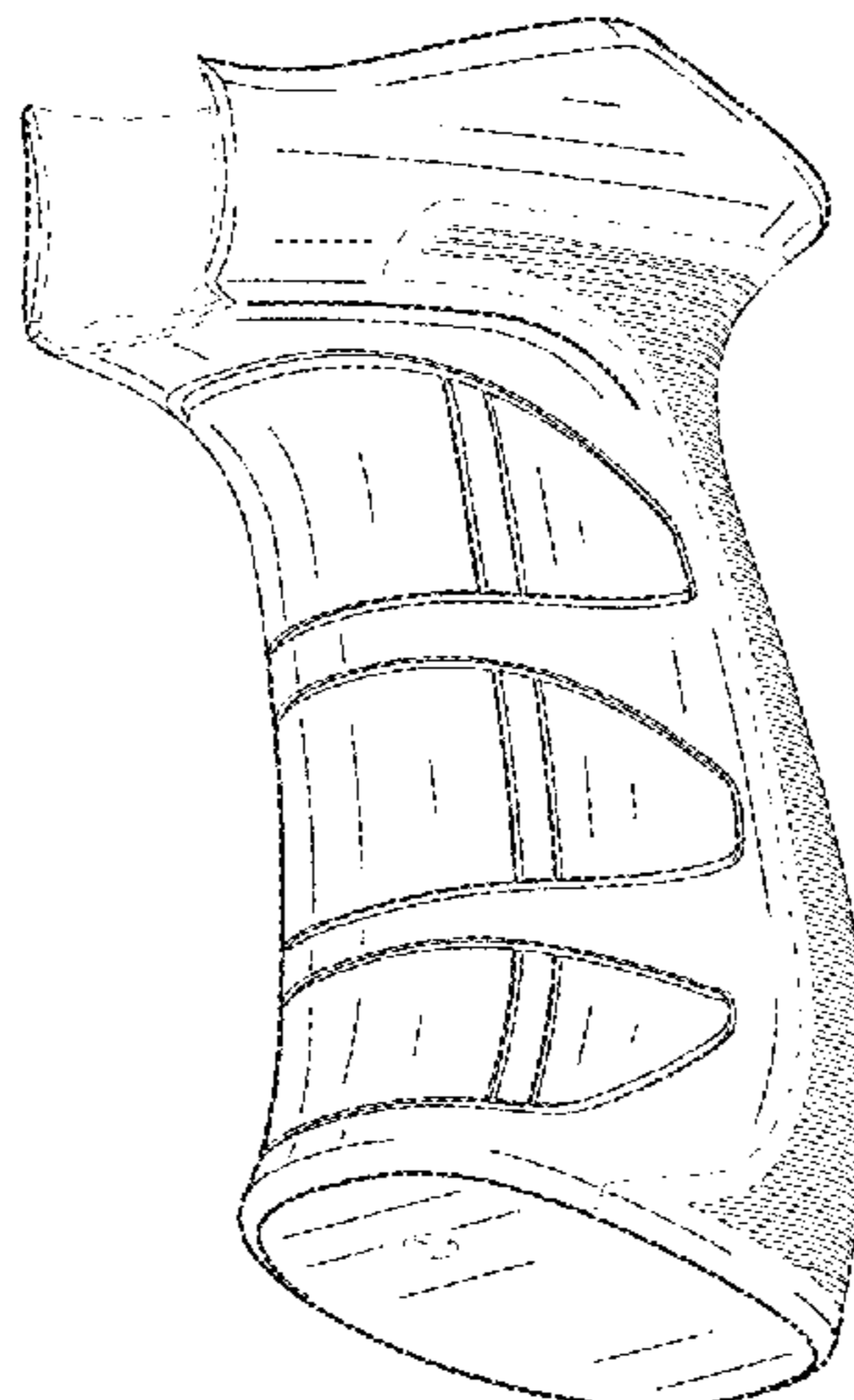
FIG. 1 is a front isometric view of a pistol grip incorporating my new design;
 FIG. 2 is a left side elevation view thereof, wherein the right side elevation view is a mirror image thereof;
 FIG. 3 is a front elevation view thereof;
 FIG. 4 is a hack elevation view thereof;
 FIG. 5 is a top plan view thereof; and,
 FIG. 6 is a bottom plan view thereof.
 The broken lines shown in the drawing Figures are for the purpose of illustrating portions of the article and form no part of the claimed design.

1 Claim, 3 Drawing Sheets

(56) **References Cited**

U.S. PATENT DOCUMENTS

3,525,323	A	8/1970	Carbonneau		
D272,938	S	3/1984	Mueschke, Jr.		
D273,316	S *	4/1984	Lambert	D22/104
D302,289	S *	7/1989	Lambert	D22/108
D335,698	S	5/1993	Lett, Jr.		
D351,448	S	10/1994	Fisher		
5,406,731	A	4/1995	Stevens		
D359,098	S	6/1995	Stevens		
D374,903	S	10/1996	Pearce		
5,857,279	A	1/1999	de Oliveira Masina		
D410,988	S *	6/1999	Hines	D22/108
D479,570	S	9/2003	Scheunert		
6,981,344	B2 *	1/2006	Cahill et al.	42/71.01
D517,638	S	3/2006	Bilgeri		



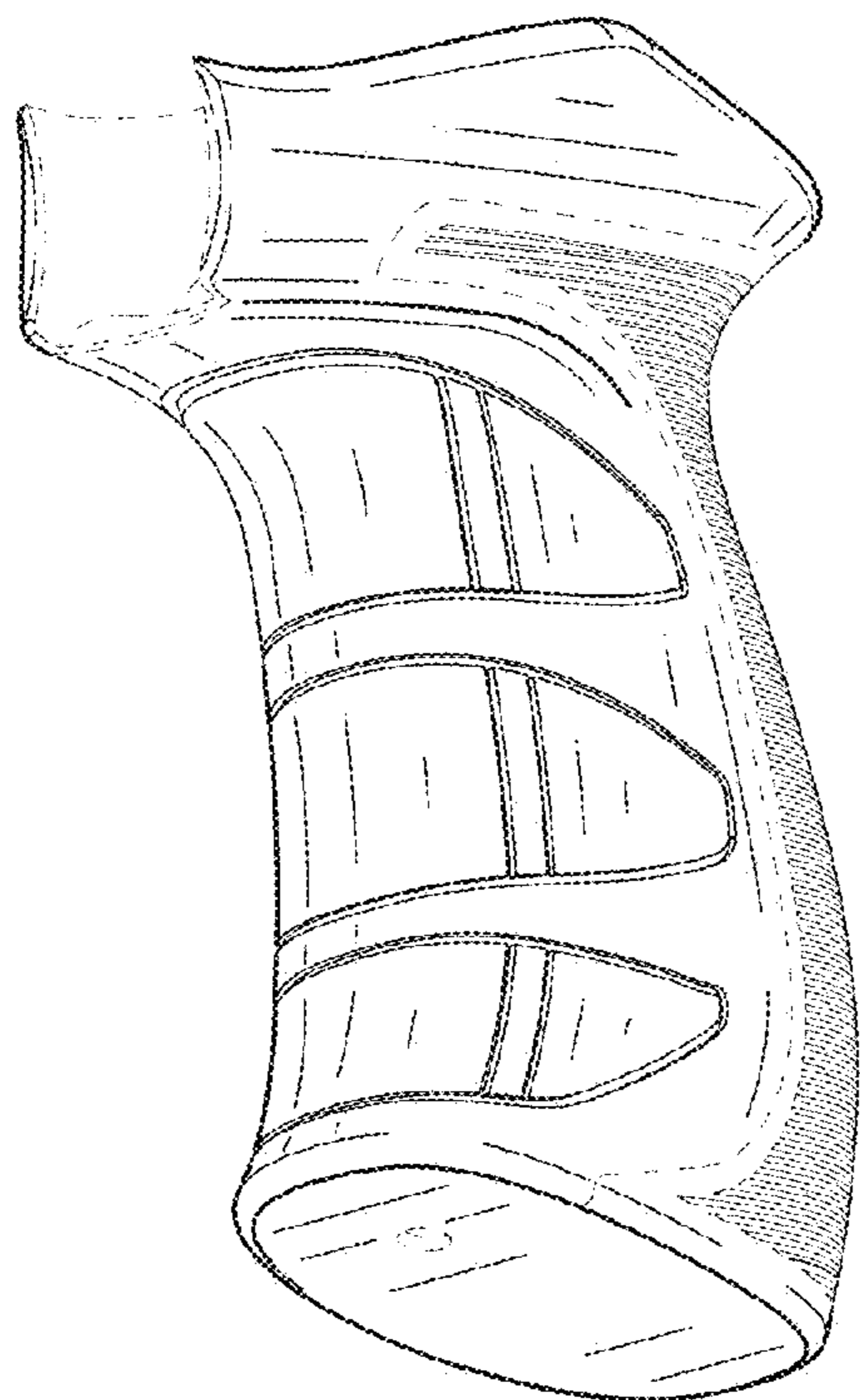


FIG. 1

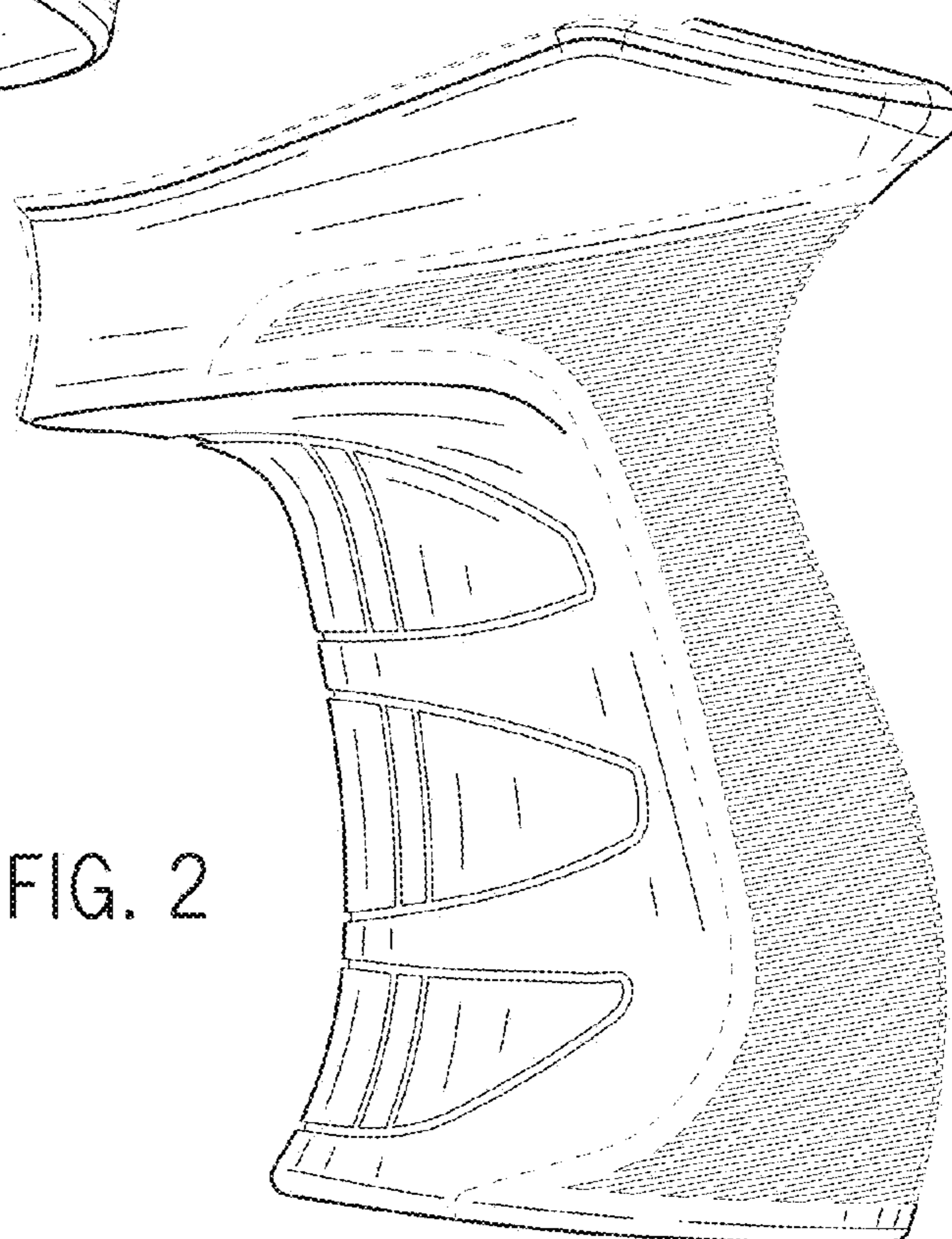


FIG. 2

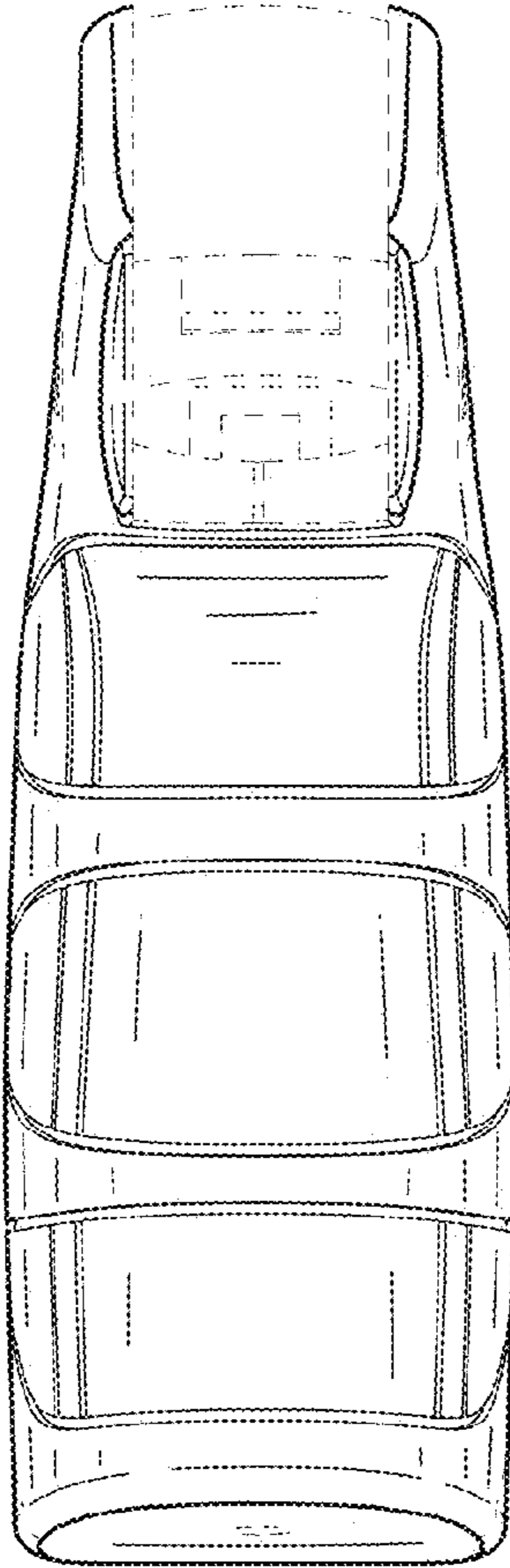


FIG. 3




FIG. 4

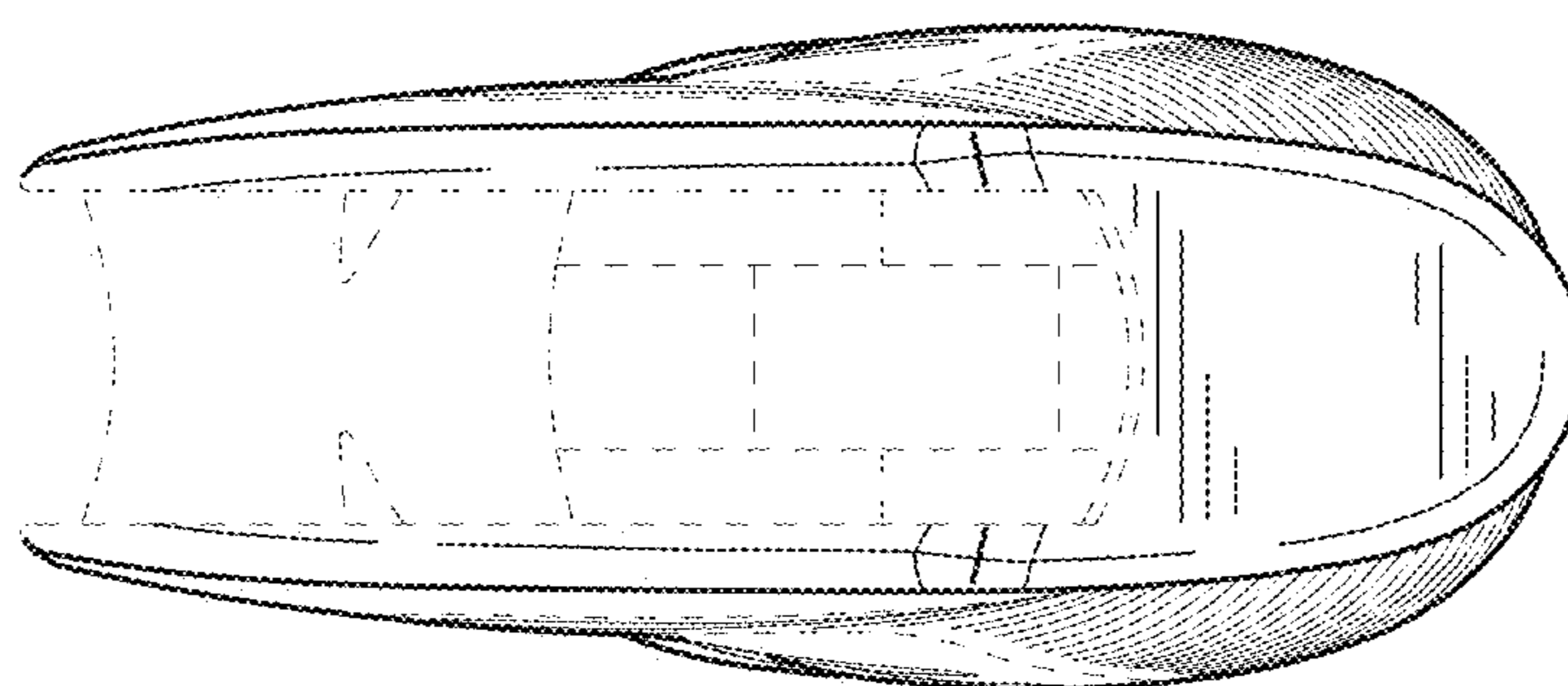


FIG. 5

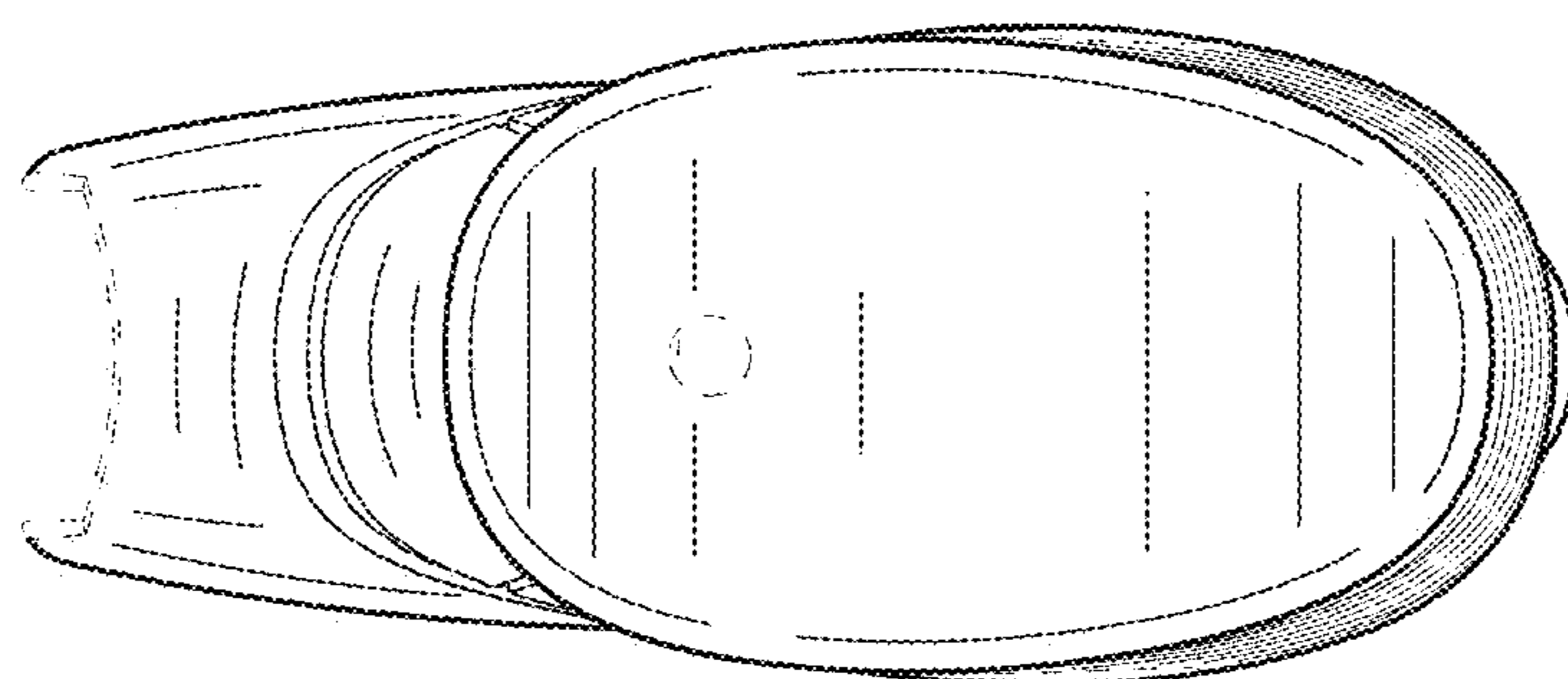


FIG. 6