



US00D733828S

(12) **United States Design Patent**
Larson, Jr.

(10) **Patent No.:** **US D733,828 S**
(45) **Date of Patent:** **** Jul. 7, 2015**

(54) **MUZZLE BRAKE**

(71) Applicant: **Rock River Arms, Inc.**, Colona, IL (US)

(72) Inventor: **Lester C. Larson, Jr.**, Colona, IL (US)

(73) Assignee: **Rock River Arms, Inc.**, Colona, IL (US)

(**) Term: **14 Years**

(21) Appl. No.: **29/479,081**

(22) Filed: **Jan. 10, 2014**

(51) **LOC (10) Cl.** **22-01**

(52) **U.S. Cl.**

USPC **D22/108**

(58) **Field of Classification Search**

USPC D22/108; D21/572-575; 42/1.06, 107,
42/76.02-76.1; 89/14.1-14.8, 14.05, 177;
181/223

CPC F41A 21/00; F41A 21/02; F41A 21/24;
F41A 21/26; F41A 21/28; F41A 21/30;
F41A 21/32; F41A 21/35; F41A 21/36;
F41A 21/38; F41A 21/40; F41A 21/42

See application file for complete search history.

(56) **References Cited**

U.S. PATENT DOCUMENTS

D158,792 S *	5/1950	Powell	D22/108
D158,794 S *	5/1950	Powell et al.	D22/108
D268,861 S	5/1983	Gwinn, Jr.		
D281,895 S	12/1985	McLain		
D358,861 S	5/1995	Gangl, Jr.		
5,596,161 A *	1/1997	Sommers	89/14.2
D384,389 S	9/1997	Cyktich		
D515,169 S	2/2006	Bounds		
D532,072 S	11/2006	Price		
D534,235 S	12/2006	Price		
D536,054 S	1/2007	Price		
7,861,636 B1 *	1/2011	Hoffman	89/14.2
D666,687 S *	9/2012	Nierenberg	D22/108
D694,355 S *	11/2013	Hormann	D22/108
2010/0282056 A1 *	11/2010	Hung	89/14.2
2012/0048100 A1 *	3/2012	Davies	89/14.2

OTHER PUBLICATIONS

“MuzzleDevices”, https://web.archive.org/web/20131013064655/http://www.rockriverarms.com/index.cfm?fuseaction=category.display&category_id=276 <https://web.archive.org/web/20131013064655/http://www.rockriverarms.com/index.cfm?fuseaction=category.display&category_id=276>, published

date unknown, but prior to the file of U.S. Appl. No. 29/479,081, Rock River Arms, Inc., United States.

“Muzzle Devices”, http://www.rockriverarms.com/index.cfm?fuseaction=category.display&category_id=276, published date unknown, but prior to the filing date of the present application, Rock River Arms, Inc., United States.

* cited by examiner

Primary Examiner — Michael A Pratt

(74) *Attorney, Agent, or Firm* — Banner & Witcoff, Ltd.

(57) **CLAIM**

The ornamental design for a muzzle brake, as shown and described.

DESCRIPTION

FIG. 1 is a top, front, left perspective view of a muzzle brake showing my new design;

FIG. 2 is a front view thereof;

FIG. 3 is a right side view thereof;

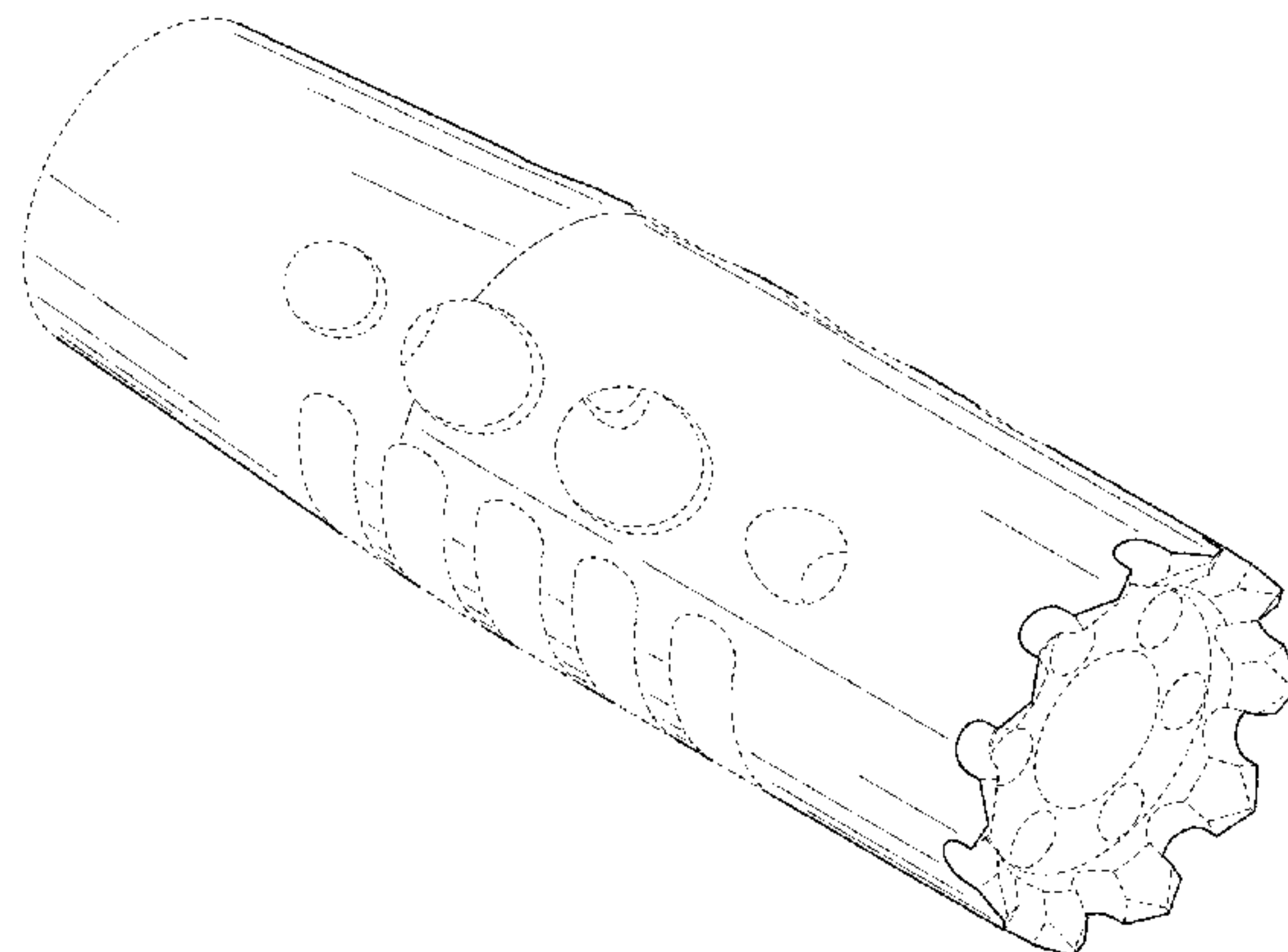
FIG. 4 is a left side view thereof;

FIG. 5 is a top view thereof; and,

FIG. 6 is a bottom view thereof.

The uneven-length broken lines shown in FIGS. 1 and 3-6 correspond to an unclaimed feature. The even-length broken lines immediately adjacent to the shaded area represent unclaimed boundaries of the claimed design. The other even-length broken lines showing the remainder of the muzzle brake are for environmental purposes only and form no part of the claimed design.

1 Claim, 3 Drawing Sheets



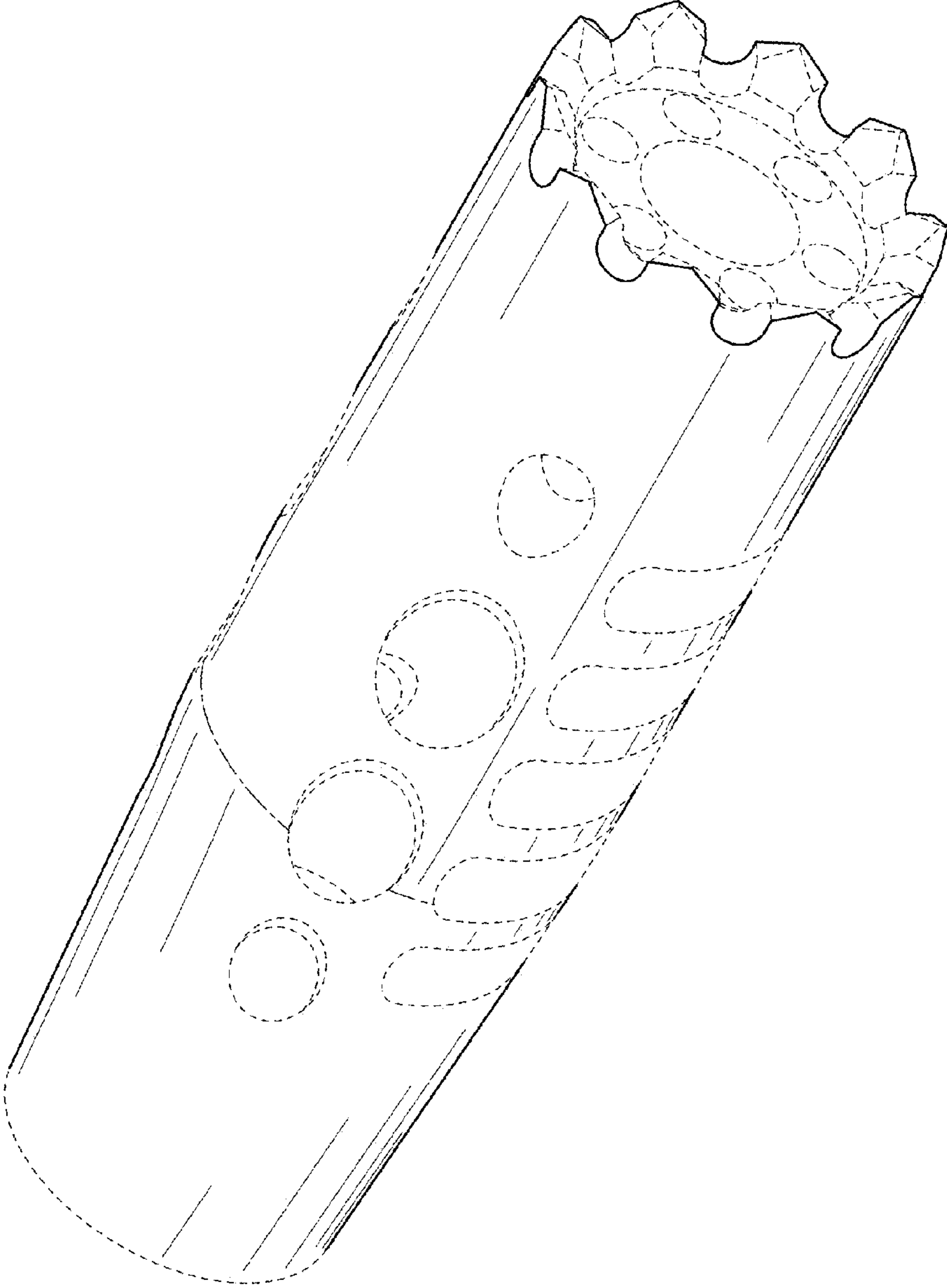


FIG. 1

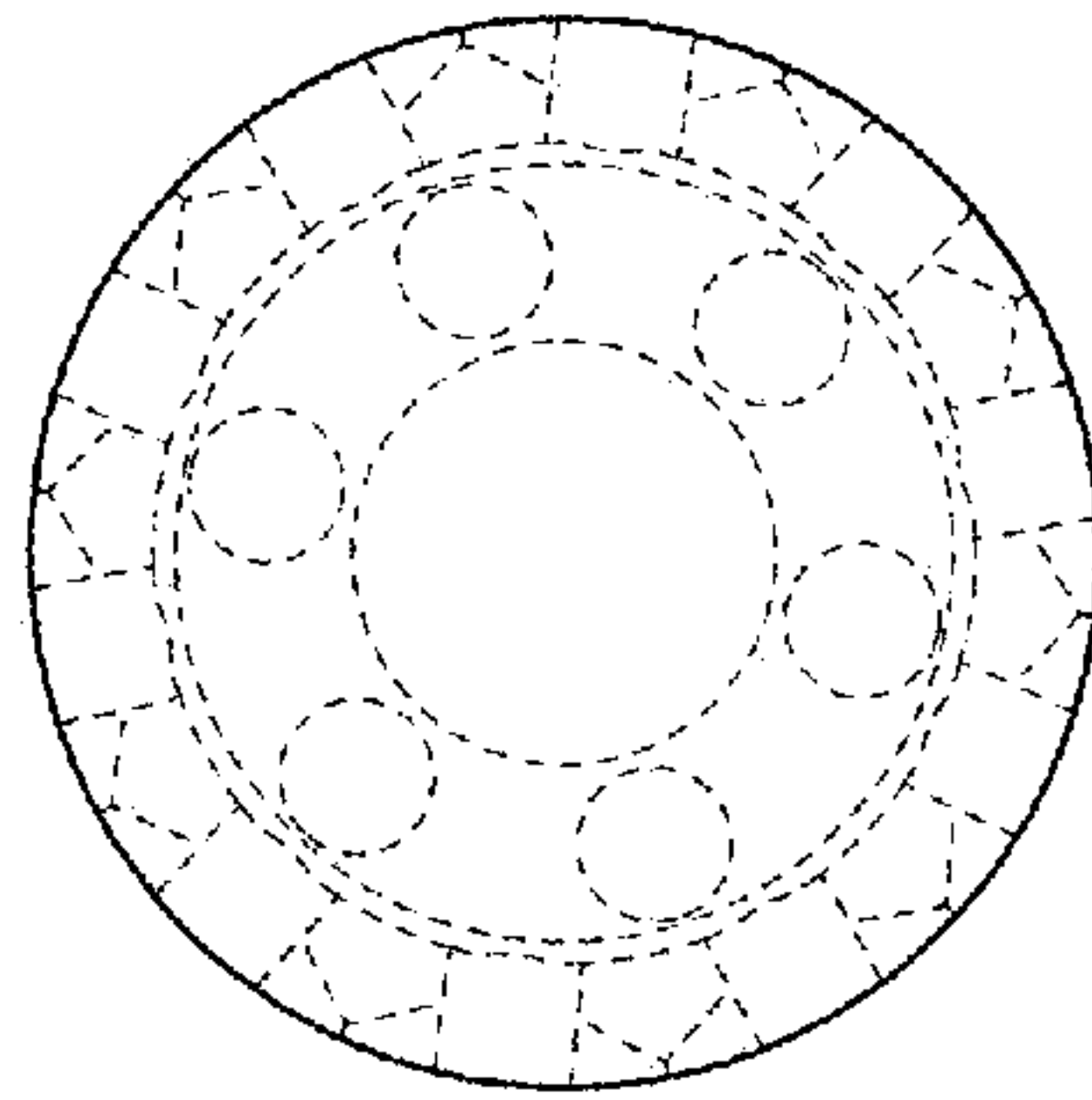


FIG. 2

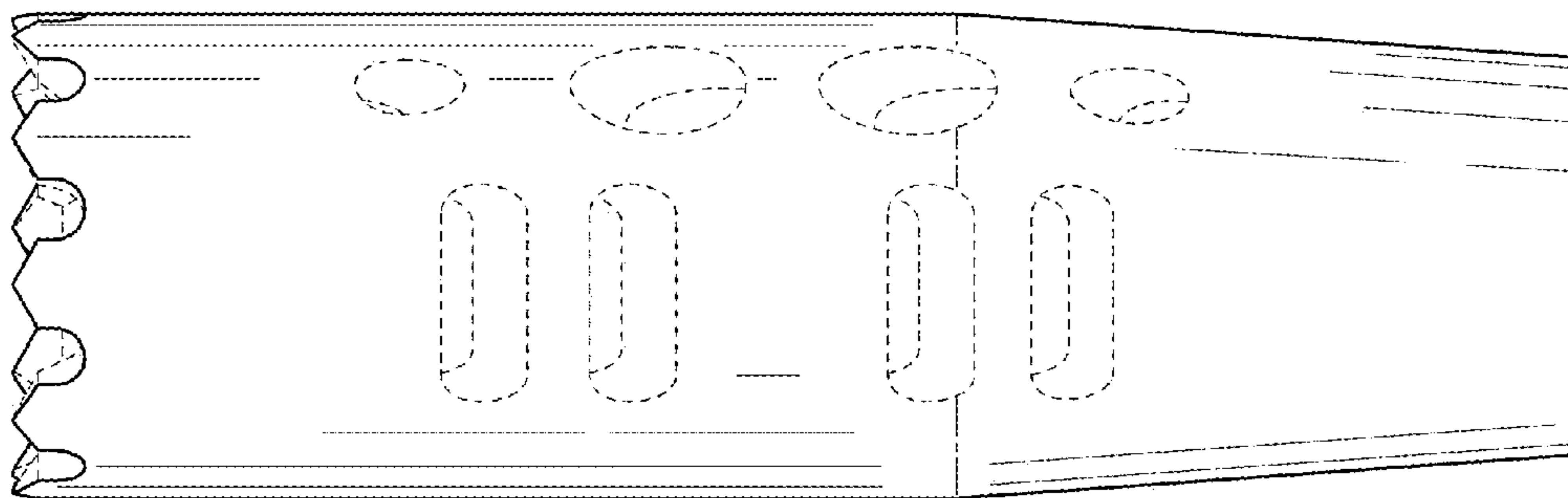


FIG. 3

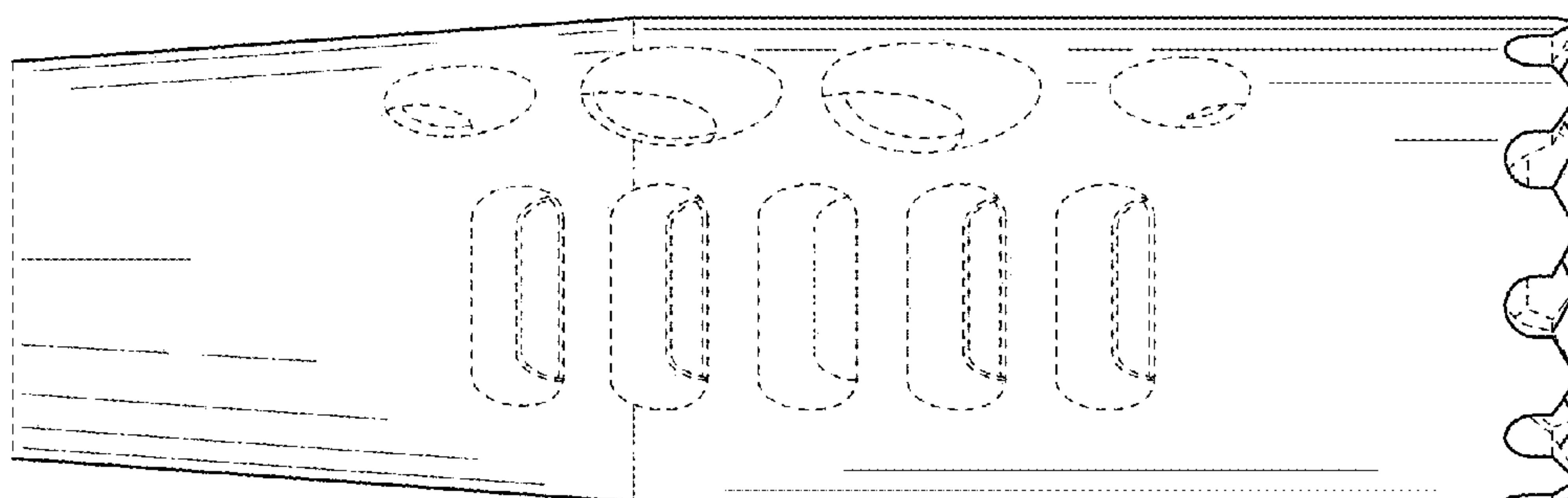


FIG. 4

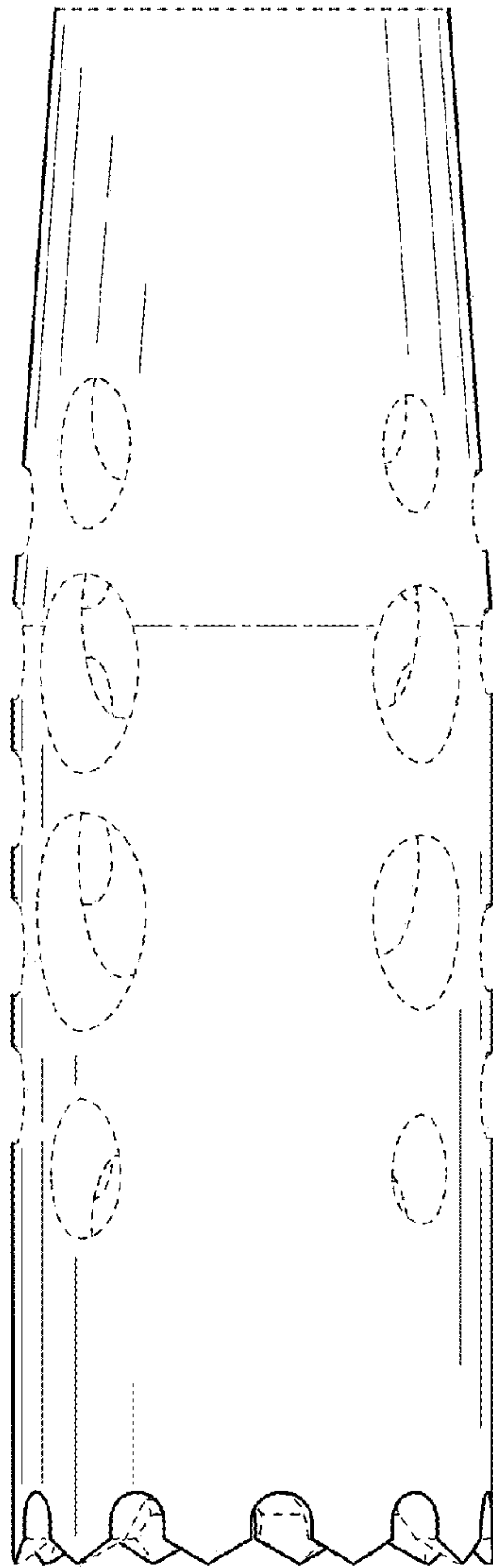


FIG. 5

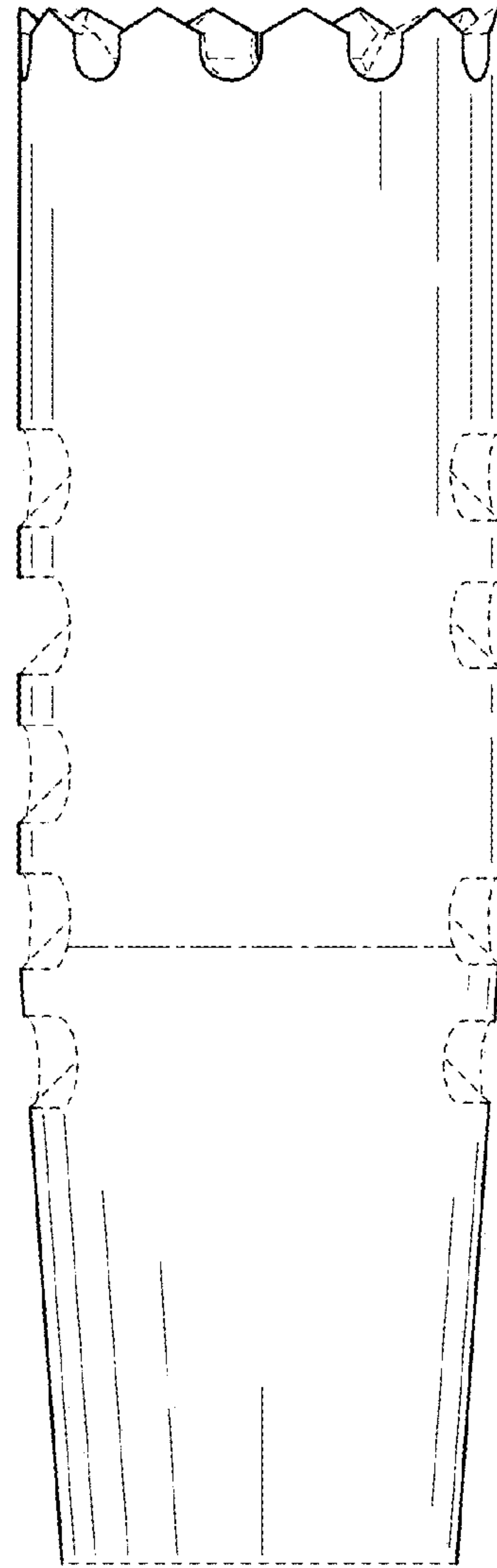


FIG. 6