



US00D733813S

(12) **United States Design Patent**
Schauenburg

(10) **Patent No.:** **US D733,813 S**
(45) **Date of Patent:** **** Jul. 7, 2015**

(54) **EXERCISER FOR ATHLETES,
RECREATIONAL USERS AND PATIENTS**

(71) Applicant: **Schauenburg Ruhrkunststoff GmbH,**
Mülheim an der Ruhr (DE)

(72) Inventor: **Marc Georg Schauenburg,**
Heiligenhaus (DE)

(73) Assignee: **Smovey GmbH, Steyr (AT)**

(**) Term: **14 Years**

(21) Appl. No.: **29/448,145**

(22) Filed: **Mar. 11, 2013**

(30) **Foreign Application Priority Data**

Nov. 5, 2012 (EM) 002130344-0001
Nov. 5, 2012 (EM) 002130344-0002
Nov. 5, 2012 (EM) 002130344-0003

(51) **LOC (10) Cl.** **21-02**

(52) **U.S. Cl.**
USPC **D21/662**

(58) **Field of Classification Search**
USPC D21/662, 682-685, 691, 692; 482/51,
482/121-127, 139; D30/160; 446/486;
D24/195

See application file for complete search history.

(56) **References Cited**

U.S. PATENT DOCUMENTS

4,622,018 A * 11/1986 Blanc 441/123
D291,341 S * 8/1987 Keating et al. D21/684

D327,307 S * 6/1992 Mojden D21/684
5,342,273 A * 8/1994 Plendl et al. 482/126
D365,376 S * 12/1995 Bishop D21/684
5,735,781 A * 4/1998 Pai 482/126
7,448,990 B2 * 11/2008 Wu 482/121
D616,509 S * 5/2010 Perez et al. D21/692
D697,274 S * 1/2014 Thorne D30/160
D701,655 S * 3/2014 Byrne D30/160
2003/0228962 A1 * 12/2003 Herman 482/126
2005/0101442 A1 * 5/2005 Huang 482/51
2007/0232468 A1 * 10/2007 Levy et al. 482/121
2008/0182734 A1 * 7/2008 Wu 482/126
2009/0203294 A1 * 8/2009 Kessin 446/486
2009/0280967 A1 * 11/2009 Salzwimmer et al. 482/110
2012/0245001 A1 * 9/2012 Mandel 482/121

FOREIGN PATENT DOCUMENTS

EP 2029241 B1 5/2010

* cited by examiner

Primary Examiner — George D Kirschbaum

Assistant Examiner — Jennifer Watkins

(74) *Attorney, Agent, or Firm* — James Creighton Wray

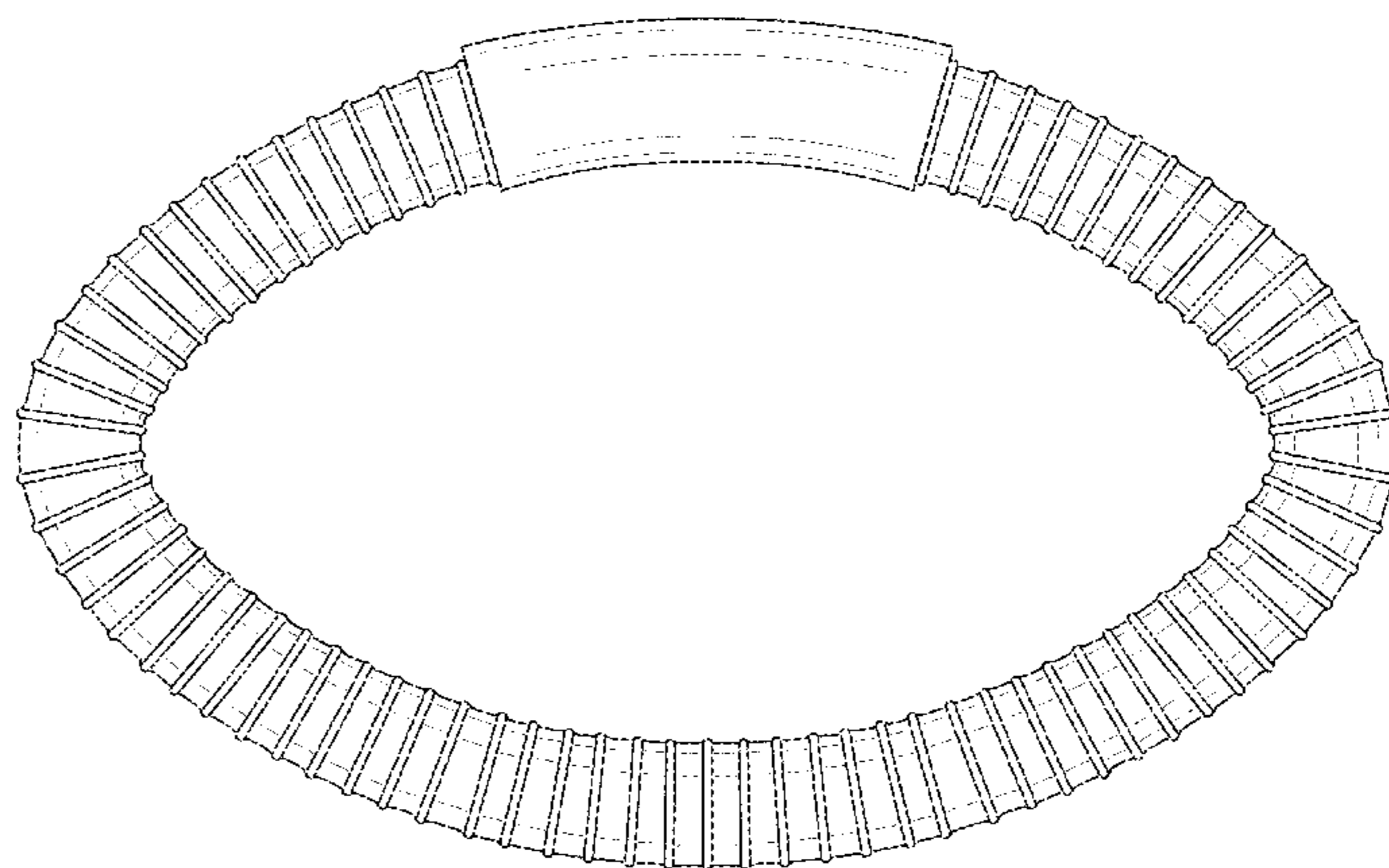
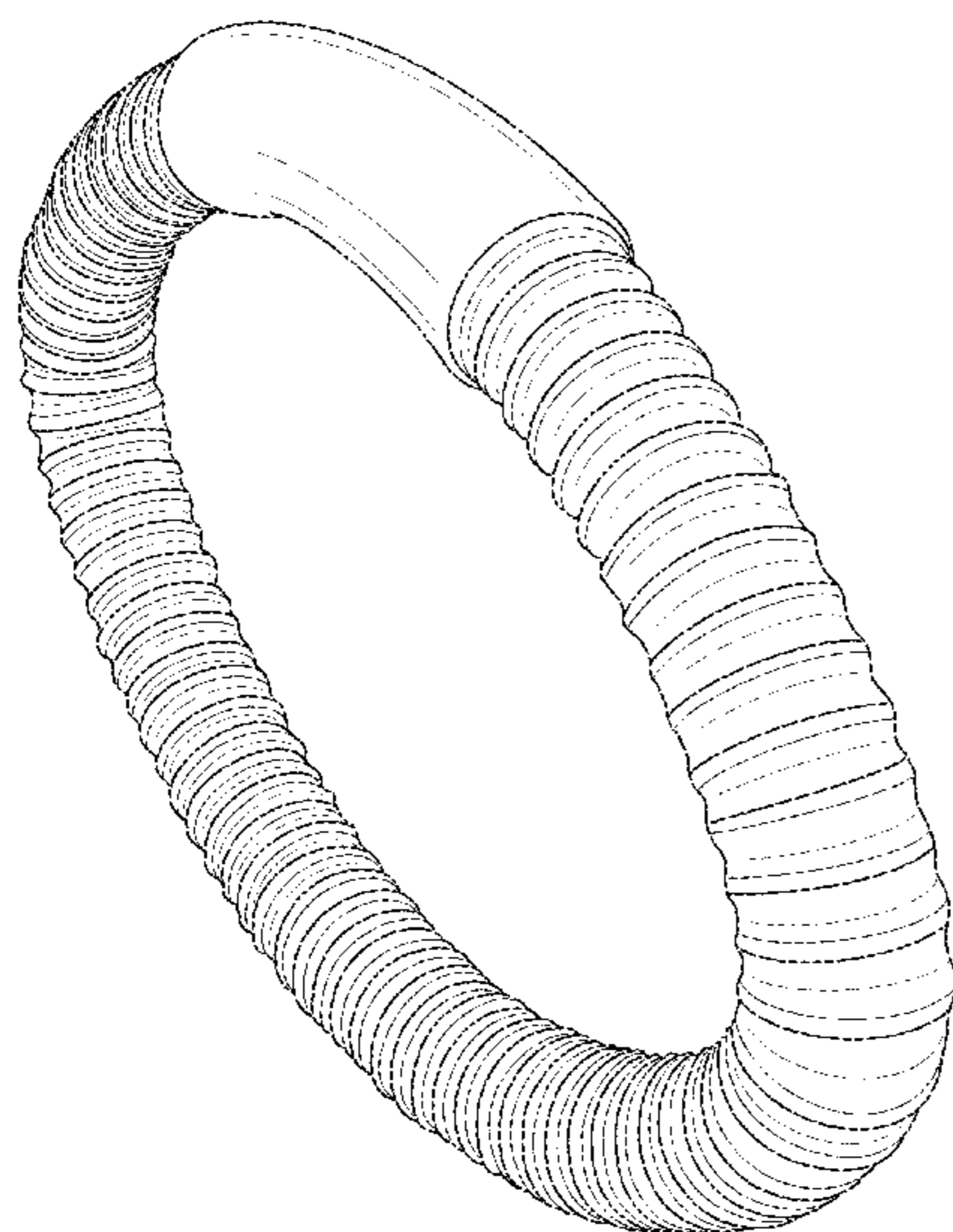
(57) **CLAIM**

The ornamental design for an exerciser for athletes, recreational users and patients, as shown and described.

DESCRIPTION

FIG. 1 is a perspective view of an exerciser for athletes, recreational users and patients; and, FIG. 2 is a perspective view of the exerciser.

1 Claim, 2 Drawing Sheets



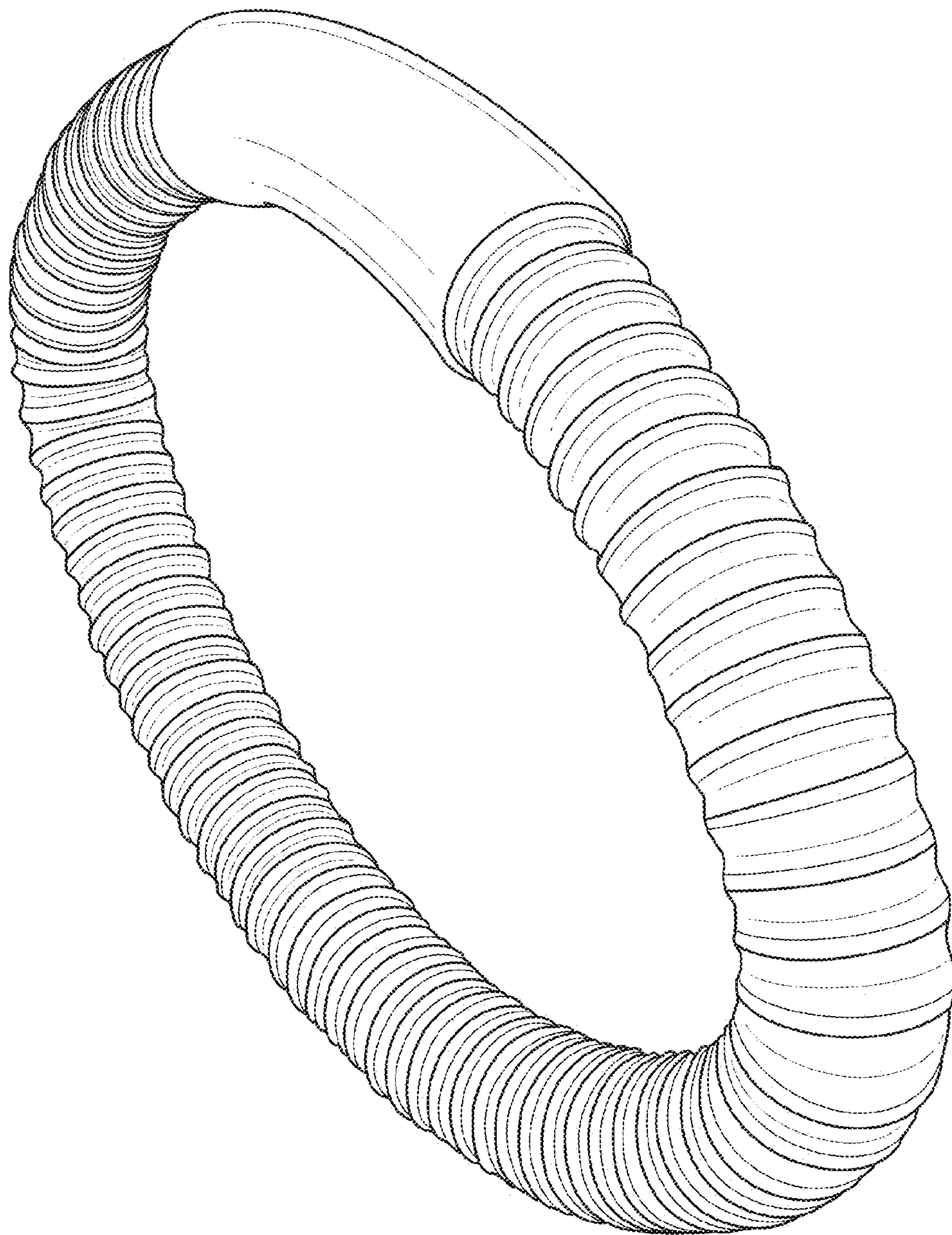


FIG. 1

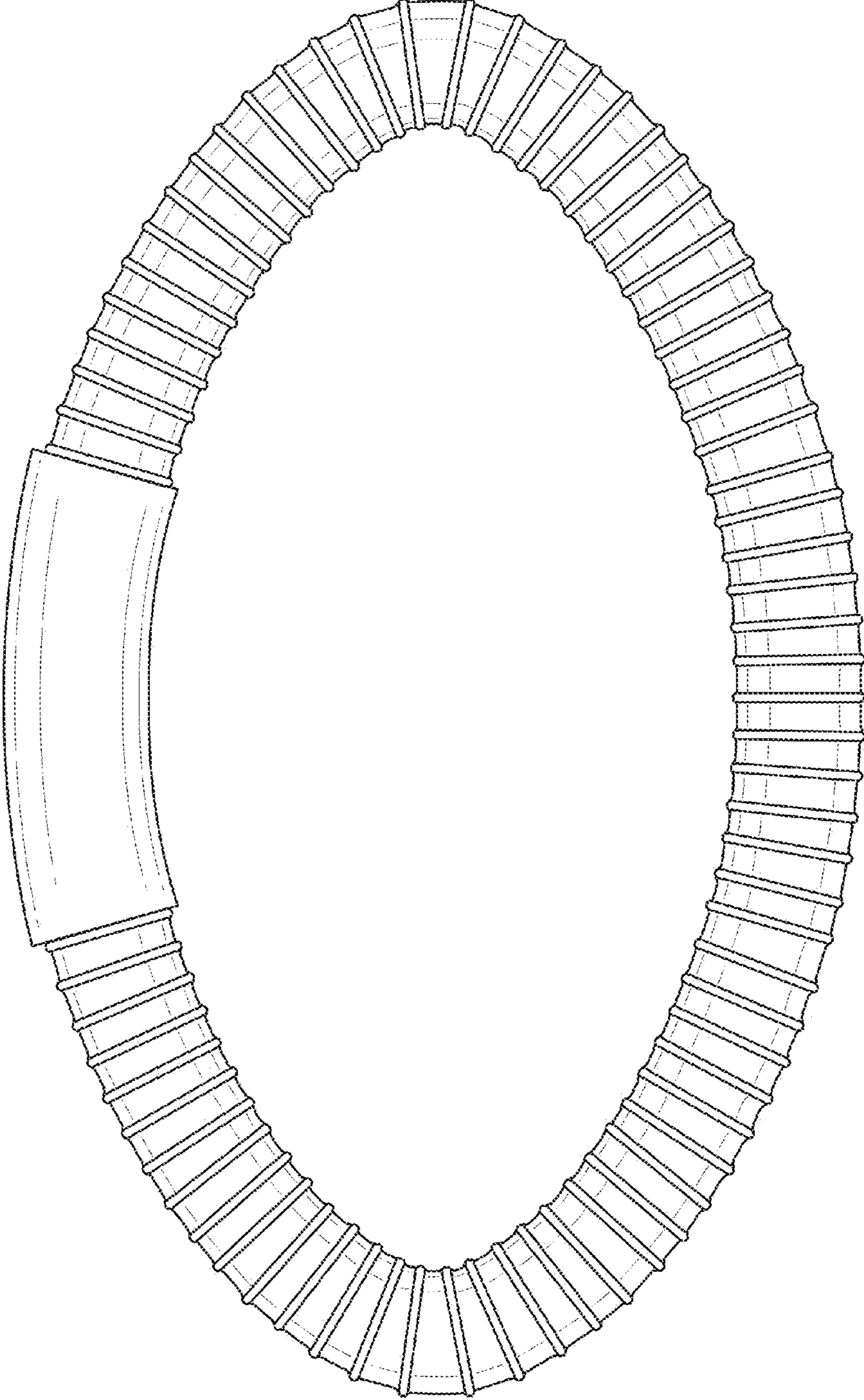


FIG. 2